



# Targus AKB871 EcoSmart Ergonomic Keyboard User Guide

[Home](#) » [Targus](#) » Targus AKB871 EcoSmart Ergonomic Keyboard User Guide

# Targus®

ECOSMART™ ERGONOMIC  
KEYBOARD User Guide

## Contents [ [hide](#) ]

- [1 Sustainable material](#)
- [2 Bluetooth pairing](#)
- [3 Power saving mode](#)
- [4 Function keys](#)
- [5 Declaration of Conformity](#)
- [6 Supplier's Declaration of Conformity](#)
- [7 Technical support](#)
- [8 Warranty](#)
- [9 Australian And New Zealand Consumers Only](#)
- [10 FCC statement](#)
- [11 2 YEARS LIMITED WARRANTY](#)
- [12 Documents / Resources](#)
  - [12.1 References](#)
- [13 Related Posts](#)

## Sustainable material

Grade:	ABS-M1
PCR composition:	85.0% Recycled Post- Consumer Acrylonitrile Butadiene Styrene (ABS) 15.0% Conventional Acrylonitrile Butadiene (ABS)
PCR source:	made from recycled consumer electronics

## Contents

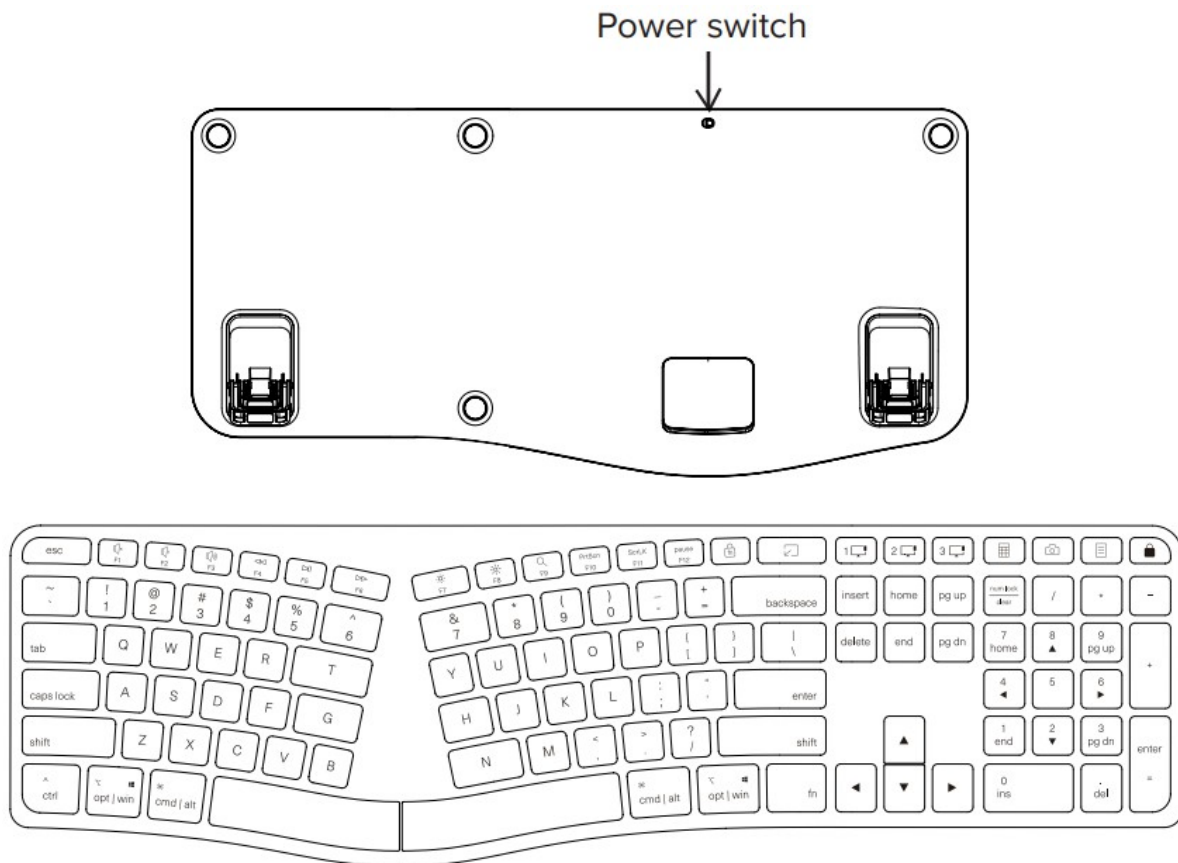
- Eco Smart Ergonomic Keyboard
- User manual
- 2 x AAA alkaline battery


## System requirements

- Windows®
- macOS®
- iOS®
- Android


Product Name	Operation Frequency(MHz)	Maximum EIRP Power(dBm) (EU)	Working distance
Cosart Ergonomic Keyboard : AKB871	2402-2480MHz	-6.3	10M

## Bluetooth pairing




1. Turn on the keyboard by sliding the power button to the ON position. The 3 Bluetooth channel  LEDs will be lit for 3 seconds and then one will begin flashing for up to 3 minutes as the keyboard automatically attempts to pair the 1st Bluetooth channel to your device.
2. Switch ON the Bluetooth function of your device and turn on Bluetooth search mode.



3. Select "Eco Smart Keyboard" in the bluetooth menu on your device.
4. Pairing will start automatically. Press the Bluetooth channel keys  to switch between devices once multiple devices have been paired.
5. The Targus Eco Smart Keyboard is now connected to your device and the LED will stop flashing.
6. To pair an additional device or replace a paired device, press one of the three Bluetooth channel keys for 5 seconds to enter Bluetooth pairing mode.

### Help with setup: Keyboard is not working

- Restart your device and Power off/on your keyboard.
- Press the Bluetooth channel keys  to select your Bluetooth device.
- After pairing for the first time, your device will automatically connect to the keyboard within 3-5 seconds the next time you turn on the keyboard.

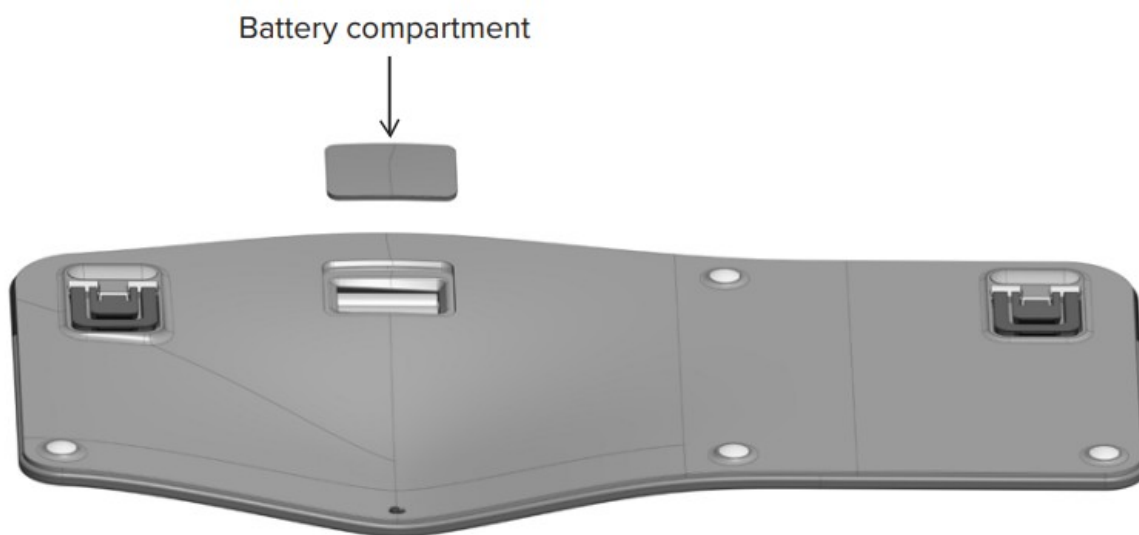
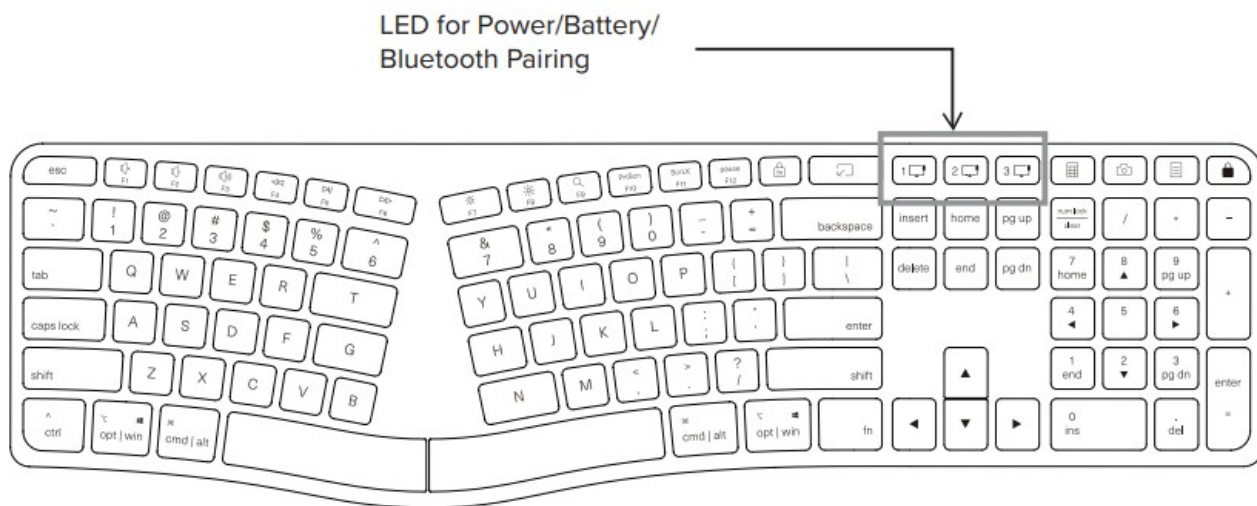
- In case of connection failure, delete the keyboard from the bluetooth menu of your device, and try re-pairing the keyboard to your device.

## Power saving mode

When paired, the keyboard will enter into sleep mode after being idle for 10 minutes. To activate the keyboard, press any key and wait 3 seconds. If unpaired, the keyboard will enter sleep mode after 2 minutes.


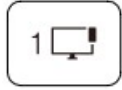
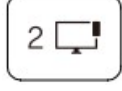
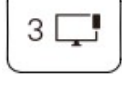


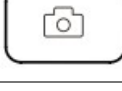


## Battery alert function

When the battery is low, the low power LED will flash to indicate the batteries need to be charged.



## Function keys

Key	mac	Android	Windows
	Mute	Mute	Mute
	Volume –	Volume –	Volume –
	Volume +	Volume +	Volume +
	Previous track	Previous track	Previous track
	Play/pause	Play/pause	Play/pause
	Next track	Next track	Next track
	Screen brightness –	Screen brightness –	Screen brightness –
	Screen brightness +	Screen brightness +	Screen brightness +
	CMD+space	Search	Search

Key	mac	Android	Windows
	Fn lock	Fn lock	Fn lock
	Bluetooth channel 1	Bluetooth channel 1	Bluetooth channel 1
	Bluetooth channel 2	Bluetooth channel 2	Bluetooth channel 2
	Bluetooth channel 3	Bluetooth channel 3	Bluetooth channel 3
	Desktop	Home	Desktop
	N/A	N/A	Calculator
	Screen shot	putsch	putsch
	N/A	App menu	App menu
	Screen lock	Screen lock	Screen lock

## Declaration of Conformity

Manufacturer:	Targus Intonational LLC
Address :	1211 North Miller Street, Anaheim, CA 92806 USA
Importer:	Targus Europe Ltd.
Address:	Targus EMEA Account Management Van Hilststraat 19, 5145 RK Waldwick, NET HERLANDS

Tel: 1-714-765-5555  
 Fax: 1-714-765-5599  
 Internet: [www.targus.com](http://www.targus.com)  
 Tel: +44 (0)20 8831 2000

We herewith confirm the following designated product Cosart Ergonomic Keyboard. Model No. AKB871, Brand name "TARGUS", complies with the Radio Equipment Directive 2014/53/EU, EU ROHS Directive 2011/65/EU and its amendment Directive (EU) 2015/863, For the evaluation regarding the above Directives, the following standards were applied:  
 RED: 2014/53/EU

ETSI EN 301 489-1 V2.2.3 (2019-11)  
DRAFT ETSI EN 301 489-17 V3.2.5 (2022-08)  
ETSI EN 300 328 V2.2.2 (2019-07)  
EN 55032:2015+A1:2020 : EN IEC 61000-3-2:2019+A1:2021  
EN 55035:2017+A11:2020 : EN 61000-3-3:2013+A2:2021  
EN 62479 :2010, EN50663-2017  
EN FEC 62368-1:2020+A11:2020  
RoHS Directive: 2011/65/EU and its amendment Directive (EU) 2015/863  
EN IEC 63000:2018  
Year to begin CE marking: 2023

Director, Targus – Global Sourcing Group CF NGO Function Takt Name  
4/20/2023 / Hong Kong



Date / Place of Issue Signed for and on behalf of Targus

### Supplier's Declaration of Conformity



Manufacturer/ Targus International LLC  
Responsible Party :  
Address : 1211 North Miller Street,  
Anaheim, CA 92806 USA  
Tel: 1-714-765-5555  
Fax: 1-714-765-5599  
Internet: [www.targus.com](http://www.targus.com)

Hereby declares that the Product  
Trade name: Targus  
Product name: Eco Smart Ergonomic Keyboard  
Model number(Reg#): AKB871  
Conforms to the following specifications  
FCC CFR Title 47 Part 15 Subpart B and ANSI C63.4-2014 standard limits  
The test data & results are referred to the test report Number: 230403017SZN-002 Supplementary Information:  
This device complies with part 15 of the FCC Rules. Operation is subject to the following two conditions: (1) This device may not cause harmful interference, and (2) this device must accept any interference received, including interference that may cause undesired operation.  
Director, Targus International LLC Ngoh,CF  
Function Title Name 4/21/2023



Date Signed for and on behalf of Targus

### Technical support

For technical questions, please visit:

## Internet

US	Internet: <a href="http://targus.com/us/support">http://targus.com/us/support</a>
Canada	Internet: <a href="http://www.targus.com/ca/support">http://www.targus.com/ca/support</a>
Australia	Internet: <a href="http://www.targus.com/au/support">http://www.targus.com/au/support</a> Email: <a href="mailto:infoaust@targus.com">infoaust@targus.com</a> Telephone: 1800-641-645
New Zealand	Telephone: 0800-633-222
Latin America	Email: <a href="mailto:latam.soporte@targus.com">latam.soporte@targus.com</a>

English	<a href="https://uk.targus.com/pages/support">https://uk.targus.com/pages/support</a>
French	<a href="https://fr.targus.com/pages/support">https://fr.targus.com/pages/support</a>
German	<a href="https://de.targus.com/pages/support">https://de.targus.com/pages/support</a>
Spanish	<a href="https://es.targus.com/pages/support">https://es.targus.com/pages/support</a>

### Phone (language answered in):

Austria: 01 795 676 42 (German)

Belgium: 02-717-2451 (French)

Denmark: +45 35 25 87 51 (English)

Finland: +358 922948016 (English)

France: 01-6453-9151 (French)

Germany: 0211-6579-1151 (German)

Netherlands: 02 0504 0671 (English)

Norway: +4722577729 (English)

Portugal: +351 21 415 4123 (English)

South Africa: +27 211 003 270 (English) – Calls answered 10am-6pm South African time

Spain: 91 745 6221 (Spanish)

Sweden: 08-751-4058 (English)

Switzerland: +41 (0) 44 212 0007 (French or German)

UK: 020-7744-0330 (English)

Eastern Europe and others not listed above:

+44 (0) 207 744 0330 (English)

## Warranty

### 2 YEAR LIMITED WARRANTY

PORTUGAL and SPAIN CUSTOMERS: 3 YEARS LIMITED WARRANTY OR AS REQUIRED BY LOCAL LAWS

We pride ourselves on the quality of our products. For complete warranty details and a list of our worldwide offices, please visit [www.targus.com](http://www.targus.com)

Features and specifications are subject to change without notice. All trademarks and registered trademarks are the property of their respective owners. All rights reserved.

©2023 Manufacturer: Targus International LLC, 1211 North Miller Street, Anaheim, CA 92806; Importer: Targus Europe Ltd., Fourth Floor, One London Road, Stains, TW18 4EX, UK

### Australian And New Zealand Consumers Only

Thank you for your purchase. Targus warrants to the original purchaser that its products are free from defects in materials and workmanship and, during the specified warranty period, and lasts as long as the original purchaser owns the product. The warranty period is stated on the packaging or in the documentation provided with this Targus product. Targus' Limited Product Warranty excludes damage caused by accident, neglect, abuse, misuse,



improper care, normal wear and tear, ownership transfer, or alteration. The limited warranty also excludes any product that is not manufactured by Targus (including, without limitation, laptops, smartphones, devices, tablets, or any other non-Targus item) that is used in connection with the Targus product.

In the event that the Targus product has a defect in materials or workmanship Targus will, after receiving a warranty claim and inspecting the product, at its discretion, do one of the following: repair, replace, or refund with the same or a similar product (or part) of no lesser quality and ship it to the original purchaser at Targus' expense. As part of this inspection, proof of purchase will be required. There is no charge for inspection. To make a warranty claim, please contact Targus Australia or New Zealand (see details below), or return the product to the place of purchase. The original purchaser must bear the cost of the delivery to Targus.

Under Australian and/or New Zealand Consumer Laws, in addition to any warranty Targus gives, our products come with guarantees that cannot be excluded. You are entitled to a replacement or refund for a major failure and compensation for any other reasonably foreseeable loss or damage. You are entitled to have the products repaired or replaced if they fail to be of acceptable quality and the failure does not amount to a major failure.

For any warranty question, contact Targus Australia Pty. Ltd. (i) by mail at Suite 2, Level 8, 5 Rider Boulevard, Rhodes NSW 2138, by phone AUS 1800 641 645 or NZ 0800 633 222 or by Email: [infoaust@targus.com](mailto:infoaust@targus.com). For additional information, check out our website at [targus.com/au/warranty](http://targus.com/au/warranty).

### **Regulatory compliance (applicable to products with electronic circuitry/parts only)**

This device complies with Part 15 of the FCC Rules. Operation is subject to the following two conditions: (1) This device may not cause harmful interference, and (2) this device must accept any interference received, including interference that may cause undesired operation.

## **FCC statement**

### **Tested to Comply**

This equipment has been tested and found to comply with the limits for a Class B digital device, pursuant to Part 15 of the FCC Rules. These limits are designed to provide reasonable protection against harmful interference in a residential installation. This equipment generates, uses and can radiate radio frequency energy and, if not installed and used in accordance with the instructions, may cause harmful interference to radio communications. However, there is no guarantee that interference will not occur in a particular installation.

If this equipment does cause harmful interference to radio or television reception, which can be determined by turning the equipment off and on, the user is encouraged to try to correct the interference by one or more of the following measures:

- Reorient or relocate the receiving antenna.
- Increase the separation between the equipment and receiver.
- Connect the equipment into an outlet on a circuit different from that to which the receiver is connected.
- Consult the dealer or an experienced radio/TV technician for help.

**Warning:** Changes or modifications to this unit not expressly approved by the party responsible for compliance could void the user's authority to operate the equipment.

## **IC statement**

This device contains license-exempt transmitter(s)/receiver(s) that comply with Innovation, Science and Economic Development Canada's license-exempt RSS(s).

Operation is subject to the following two conditions:

1. This device may not cause interference.
2. This device must accept any interference, including interference that may cause undesired operation of the device.

## **Declaration of conformity**

Hereby, Targus, declares that this device is in compliance with the essential requirements and other relevant

provisions of Directive 2014/53/EU.

### Targus recycling directive

At the end of this product's useful life please dispose at an appropriate recycling collection point provided in your country.

## 2 YEARS LIMITED WARRANTY

### PORTUGAL and SPAIN CUSTOMERS: 3 YEARS LIMITED WARRANTY OR AS REQUIRED BY LOCAL LAWS

Targus, Eco Smart, and Defense Guard are trademarks or registered trademarks of Targus International LLC in the U.S. and in certain other countries. USB-C is a registered trademark of USB Implementers. Windows is a registered trademark or trademark of Microsoft Corporation in the United States and/or other countries. macOS is a trademark of Apple Inc., registered in the U.S. and other countries. iOS is a trademark or registered trademark of Cisco in the U.S. and other countries and used by Apple Inc. under license. Android is a trademark of Google LLC. Bluetooth is a registered trademark of Bluetooth SIG, Inc. All logos and registered trademarks are the property of their respective owners. ©2023 Manufacturer: Targus International LLC, 1211 North Miller Street, Anaheim, CA 92806; Importer: Targus Europe Ltd., Fourth Floor, One London Road, Stains, TW18 4EX, UK. All rights reserved. Australian and New Zealand customers, please see inside of the packaging for warranty details.

CAN ICES-3(B)/NMB-3(B)



## Documents / Resources



[Targus AKB871 EcoSmart Ergonomic Keyboard](#) [pdf] User Guide  
AKB871, AKB871US, AKB871 EcoSmart Ergonomic Keyboard, EcoSmart Ergonomic Keyboard, Ergonomic Keyboard, Keyboard

## References

- [T Warranty | Targus – Targus Australia](#)
- [T Customer Support | Targus](#)
- [T Targus | Backpacks, Docking Stations & Computer Accessories](#)
- [T Customer Support – Targus Australia](#)
- [T Customer Support | Targus – Targus CA](#)
- [T Kundensupport | Beantworten Sie Ihre Fragen online | Bestellen Sie noch heute! - Targus Europa](#)
- [T Atención al cliente | Responda a sus preguntas en línea | Haga su pedido hoy mismo - Targus Europa](#)
- [T Support clientèle | Répondez à vos questions en ligne | Commandez dès aujourd'hui ! - Targus Europe](#)
- [T Customer Support | Answer Your Questions Online | Targus – Targus UK](#)