



Target SEC01DL Parallel Shelf Edge Camera User Guide

[Home](#) » [Target](#) » Target SEC01DL Parallel Shelf Edge Camera User Guide 

Target SEC01DL Parallel Shelf Edge
Camera User Guide

Quick Start Guide (QSG)

Model Number: SEC01DL



Please read the entire manual thoroughly and retain it for future reference.

Contents

[1 Safety Critical Information](#)

[2 Introduction](#)

[2.1 1.1 Product Information](#)

[2.2 1.2 Front Interface](#)

[2.3 1.3 Device Functions](#)

[2.4 1.4 Lid & Batteries Case](#)

[3 Documents / Resources](#)

[4 Related Posts](#)

Safety Critical Information

Warning



HAZARD IDENTIFICATION

Under normal conditions of handling and use, the battery is sealed. The battery may rupture violently or leak and cause burn injuries if disposed of in fire, mixed with a different battery type, inserted backwards, disassembled, or attempted to be recharged when the battery is non-rechargeable. Ingestion of the contents of an open battery can cause serious chemical burns of the mouth, esophagus, and gastrointestinal tract. Contact between battery contents and the skin or eyes may cause severe irritation and burns. Inhalation of the battery contents may cause respiratory irritation. Choking may occur if batteries are swallowed.



FIRE FIGHTING MEASURES

In case of fire, use any class of extinguishing medium on batteries or their packing material. Suitable extinguishing media include water, carbon dioxide, dry chemical, or foam extinguishers. At the first sign of fire, move batteries away from the heat. In order to prevent rupture, exterior of batteries. Thermal degradation may produce hazardous fumes. Fire fighters should wear a self-contained breathing apparatus and full protective clothing.



HANDLING AND STORAGE

Advice on safe handling: If battery is misused or abused, leakage, heating, or rupture may occur. Do not charge lithium batteries unless the batteries are labeled as rechargeable. Do not short. Ensure that batteries are installed in the correct direction. Do not mix different types of batteries or mix new and old batteries together. Do not directly heat, solder, or expose to fire. Do not disassemble, modify, or deform batteries. Do not allow children to replace batteries unless supervised by an adult.

Advice on storage: Batteries should be stored in well-ventilated, cool, and dry conditions. Storage temperatures should be between +10°C (50°F) and +25°C (77°F) and never exceed +30°C (86°F). Exposure to high temperatures will speed the deterioration of performance and could cause electrolyte leakage. Do not refrigerate; this will not extend the performance of the battery. Extended exposure to extreme humidity (over 95% RH and below 40% RH) should be avoided. Do not let batteries get wet. Risk of fire or explosion if the battery is replaced by an incorrect type. Dispose the used batteries according to the instructions.



EXPOSURE CONTROLS / PERSONAL PROTECTION

Personal protective equipment is not required for handling intact cells. In response to ruptured cells, use the following equipment: gloves, safety glass, safety goggles, and a dust respirator.



Avoid direct contact with electrolyte. Clean-up personnel should wear appropriate protective clothing to avoid eye and skin contact, including safety glasses with side shields, neoprene or natural rubber gloves, and a positive pressure self-contained breathing apparatus. Room ventilation may be required. Battery materials should be collected in a sealed container.

Introduction

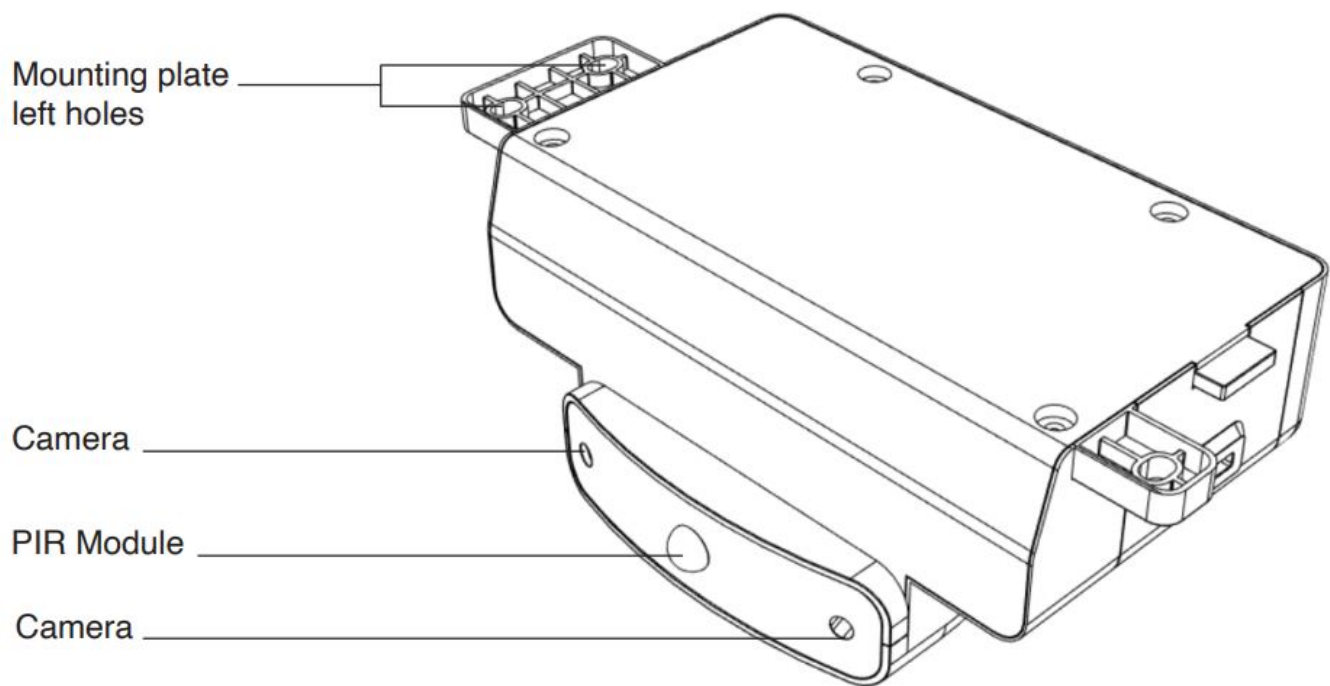
1.1 Product Information

PRODUCT SPECIFICATIONS

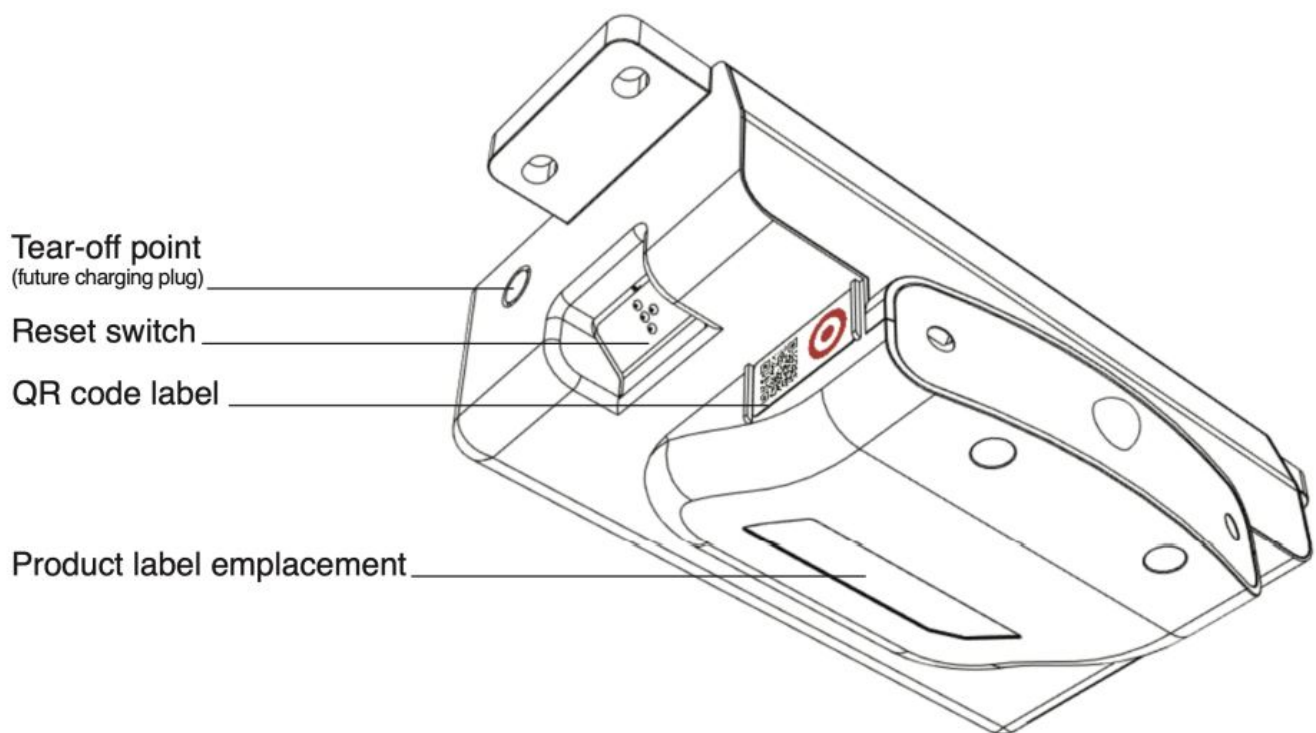
Parameter	Value
Input Voltage	3.6V to 4.5V (Internal Battery)
Operating Temperature	10 to 40° C
Storage Temperature	0 to 40° C
Sleep Current	2.5 uA
Peak Current	550 mA
Average Current	200 mA
Wireless Interfaces	WiFi (2.4 GHz), Bluetooth (2.4 GHz)
Weight	450 Gram
Enclosure Type	ABS
Dimensions	18.1cm x 12.8 cm x 7.1 cm
Country of Use	United State of America
Product Market	Retail Stores
Application	Image Capture and Transfer to Server

ParSEC complies with UL 62368-1 and part 15 of the FCC Rules

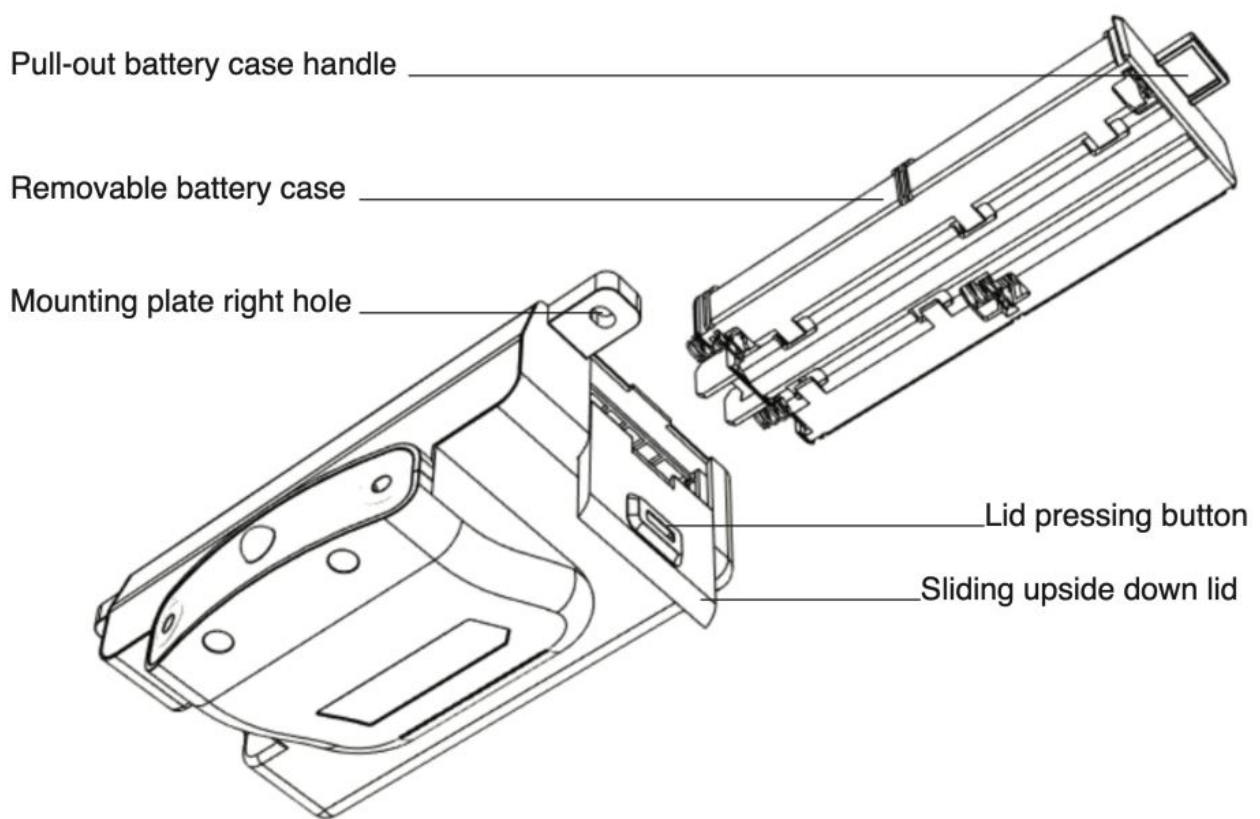
1.2 Front Interface





1.3 Device Functions



1.4 Lid & Batteries Case



Documents / Resources

	<p>Target SEC01DL Parallel Shelf Edge Camera [pdf] User Guide SEC01, 2A8EI-SEC01, 2A8EISEC01, SEC01DL Parallel Shelf Edge Camera, Parallel Shelf Edge Camera, Shelf Edge Camera, Edge Camera, Camera</p>
	<p>Target SEC01DL Parallel Shelf Edge Camera [pdf] User Guide SEC01DL, Parallel Shelf Edge Camera, SEC01DL Parallel Shelf Edge Camera, Shelf Edge Camera, Edge Camera, Camera</p>