




TAOTRONICS TT-DL11 Dimmable LED Desk Lamp User Guide

[Home](#) » [TaoTronics](#) » TAOTRONICS TT-DL11 Dimmable LED Desk Lamp User Guide 

Contents

[1 TAOTRONICS TT-DL11 Dimmable LED Desk Lamp User Guide](#)

- [1.1 Product Features](#)
- [1.2 Package Contents](#)
- [1.3 Product Diagram](#)
- [1.4 Technical Specifications](#)
- [1.5 Advantages of LED Desk Lamp](#)
- [1.6 Power On/Off](#)
- [1.7 Brightness](#)
- [1.8 Lighting Modes](#)
- [1.9 Cautions](#)
- [1.10 Warranty](#)
- [1.11 Statement](#)
- [1.12 Contact us](#)

[2 Documents / Resources](#)

[3 Related Posts](#)

TAOTRONICS TT-DL11 Dimmable LED Desk Lamp User Guide





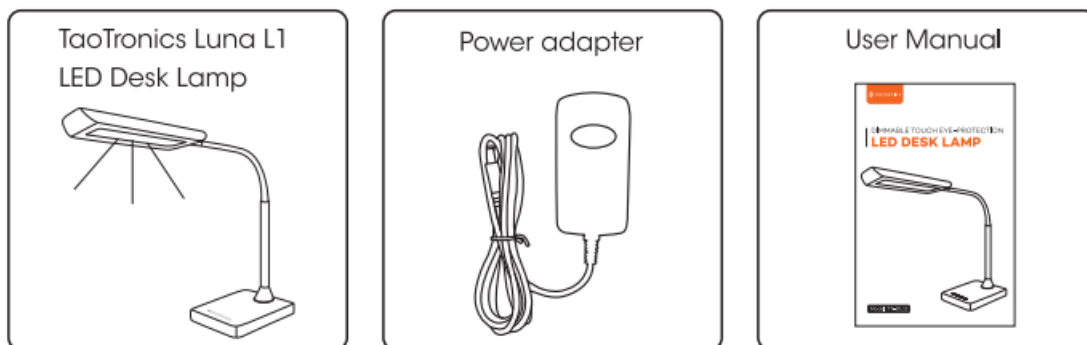
Model: TT-DL11

Thank you for choosing TaoTronics Luna L1 LED Desk Lamp. Please read this user manual carefully and keep it for future reference. If you need any further assistance, please contact our customer support team or email us at support@taotronics.com.

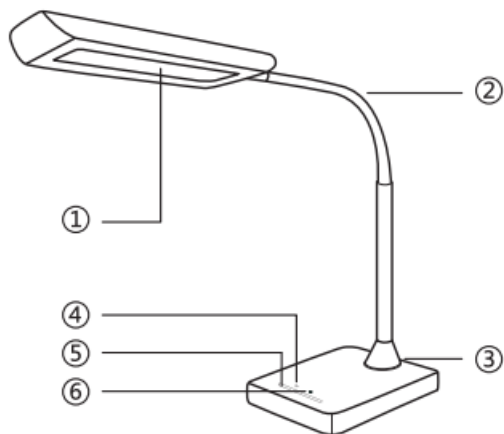
Product Features

- Contemporary minimalistic design
- 7 levels of brightness × 5 lighting modes
- 360 degrees rotatable arm
- 2nd Generation LED light source, more efficient and better eye-caring

Package Contents



Product Diagram



1. Lamp head
2. Gooseneck arm
3. Power adapter connector
4. Power button
5. Brightness control
6. Mode button

Technical Specifications

Model	TT-DL11
Light Source	LED
Operate Voltage	DC 10V/0.7A
Power	7W
Color Temperature	3000-6500K
Lumens	386lm
Operate Temperature	-5°C~40°C
CRI	>80
Lifespan	50,000 Hours
Net Weight	540 g / 19 oz

Advantages of LED Desk Lamp



Eco-friendly

Contains no mercury or environmentally harmful substance



Energy Efficient

Costs 75% less power than a typical incandescent light



Long Lifespan

Typical LED light can last up to 50,000 hours



Eye-caring

Non-flickering and protects your eyes for extended use

Power On/Off

Connect the lamp and power adapter:

- Tap on the power button to turn the lamp on
- The lamp has memory function and will automatically use the brightness setting from the last time it was turned off.

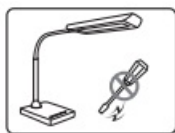
Brightness

Touch or slide your finger anywhere along the brightness control to adjust brightness.

Lighting Modes

Tap the Mode Button to cycle through 5 lighting modes.

Cautions



Do not repair, disassemble, or modify under any circumstance



Avoid any extreme heat sources or direct sunlight



Place on flat, secure surface



Use **ONLY** the supplied AC power adaptor




Do not use the lamp with frayed or damaged electrical cords



Do not touch electrical parts with wet hands



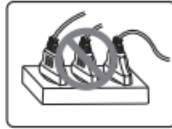
Please keep the light dry and clean.



Unplug power adapter when not use



Clean with a soft dry cloth and do not use solvents or cleaning solutions



Never overload electrical circuits as it may cause fire and serious damages

Warranty

TaoTronics Luna L1 LED Desk Lamp is covered by TaoTronics 1-year limited product warranty. If any problem occurs due to manufacturing defects, please contact TaoTronics by email at support@taotronics.com or call us (US customers only).

The following scenarios are NOT be covered by TaoTronics warranty:

- Damaged caused due to mishandling, abuse or improper operation
- Product has been modified or repaired (by someone other than TaoTronics)
- Damage caused by fires, poison, chemical or by other products

Statement

We can only provide after sale services for products that are sold by TaoTronics or TaoTronics authorized retailer and distributor. If you have purchased your unit from a different seller, please contact the seller for return and warranty issues.

Contact us

Call: 1-888-456-8468 ext: 4 (Mon – Fri, 9am – 5pm, PST) (US Only)

E-mail: support@taotronics.com

Website: www.taotronics.com

TECHNOLOGY ENHANCES LIFE

FCC Compliance

This device complies with Part 15 of the FCC Rules. Operation is subject to the following two conditions: (1) This device may not cause harmful interference, and (2) this device must withstand any interference received, including interference that may cause undesired operation.



WEEE Compliance

Correct Disposal of This Product (Waste Electrical & Electronic Equipment)

(Applicable in countries with separate collection systems)

This marking on the product, accessories or literature indicates that the product and its electronic accessories should not be disposed of with other household waste at the end of their working life. To prevent possible harm to the environment or human health from uncontrolled waste disposal, please separate these items from other types of waste and recycle them responsibly to promote the sustainable reuse of material resources. Household users should contact either the retailer where they purchased this product, or their local government office, for details of where and how they can take these items for environmentally safe recycling. Business users should contact their supplier and check the terms and conditions of the purchase contract. This product and its electronic accessories should not be mixed with other commercial wastes for disposal.



www.taotronics.com

ASIA PACIFIC

E-mail : support.jp@taotronics.com(JP)

Tel 03-5542-0238 10 18 /

JP Importer: SUNVALLEY JAPAN

Address: 104-0032 18-6 PMO F

EUROPE

E-mail:

support.uk@taotronics.com(UK)

support.de@taotronics.com(DE)

support.fr@taotronics.com(FR)

support.es@taotronics.com(ES)

support.it@taotronics.com(IT)

EU Importer: ZBT International Trading GmbH

Address: Halstenbeker Weg 98C, 25462 Rellingen, Deutschland

NORTH AMERICA

E-mail : support@taotronics.com(US)

support.ca@taotronics.com(CA)

Tel : 1-888-456-8468 (Monday-Friday: 9:00 – 17:00 PST)

US Distributor: SUNVALLEYTEK INTERNATIONAL INC.

Address: 46724 Lakeview Blvd, Fremont, CA 94538

MANUFACTURER

Manufacturer: Shenzhen NearbyExpress Technology Development Co.,Ltd.

Address: 333 Bulong Road, Shenzhen, China, 518129

Learn more about the EU Declaration of Conformity:

<https://www.taotronics.com/downloads-TT-DL11-CE-Cert.html>





[TAOTRONICS TT-DL11 Dimmable LED Desk Lamp](#) [pdf] User Guide
TT-DL11 Dimmable LED Desk Lamp, TT-DL11, Dimmable LED Desk Lamp