



TANDELTA OQSxG2 Sensor Kit User Guide

[Home](#) » [TANDELTA](#) » TANDELTA OQSxG2 Sensor Kit User Guide 

TANDELTA OQSxG2 Sensor Kit User Guide

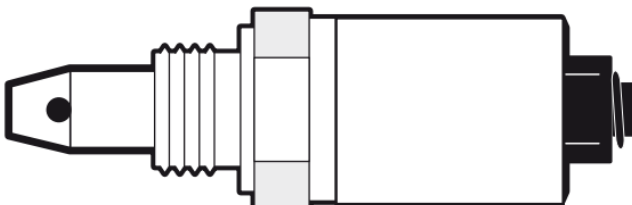


Contents

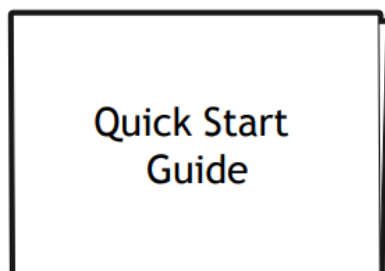

- [1 WHAT'S IN THE BOX?](#)
- [2 CONFIGURE](#)
- [3 INSTALL AND CONNECT](#)
- [4 TROUBLESHOOTING](#)
- [5 INTERPRETING OIL CONDITION](#)
- [6 SUPPORT – FAQ](#)
- [7 Documents / Resources](#)
 - [7.1 References](#)
- [8 Related Posts](#)

WHAT'S IN THE BOX?

Gen II Oil Quality Sensor (OQSxG2)

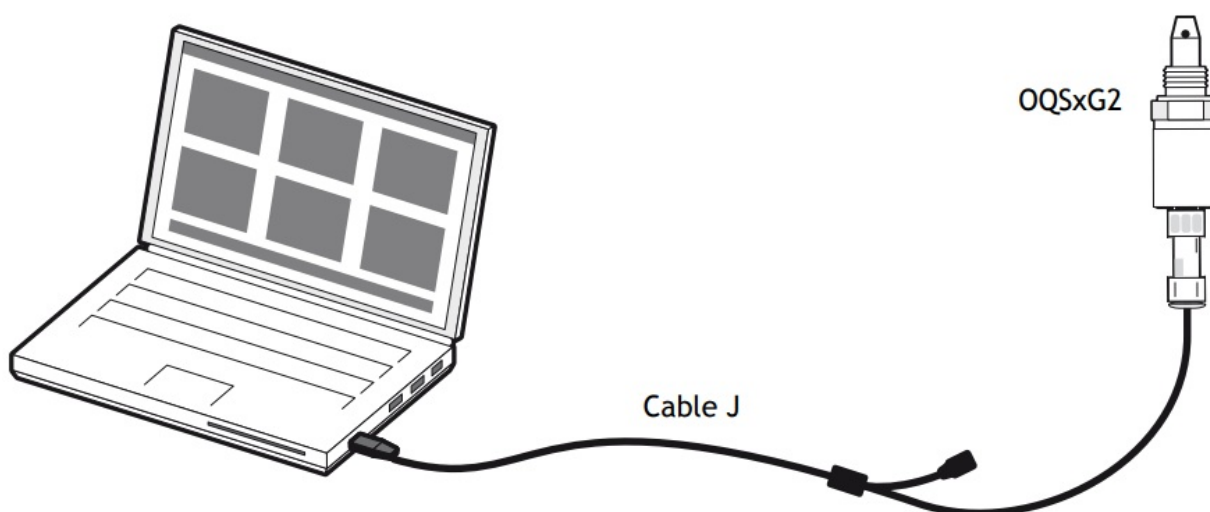


Configuration Cable (Cable J)



CONFIGURE

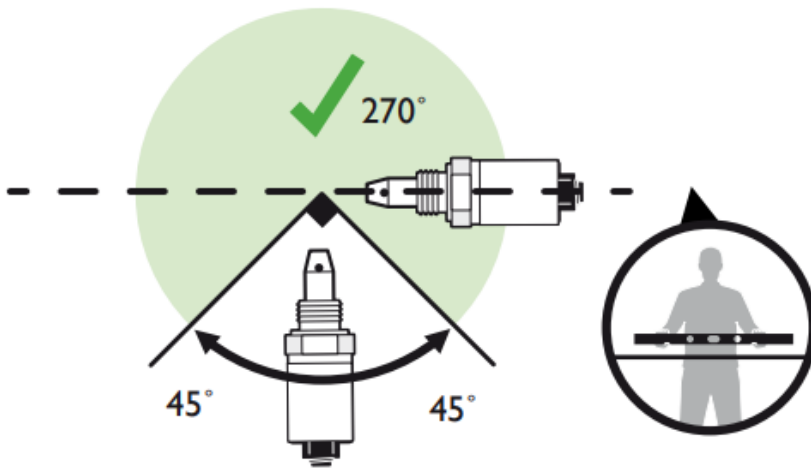
1. Plug in the configuration cable and allow the update/installation of drivers.
2. **Install CADS by scanning the QR code below or go to:**
www.tandeltasystems.com/support/
3. Connect the sensor to the configuration cable.



4. Run CADS and configure the sensor for the correct communications and oil type.

INSTALL AND CONNECT

ORIENTATION

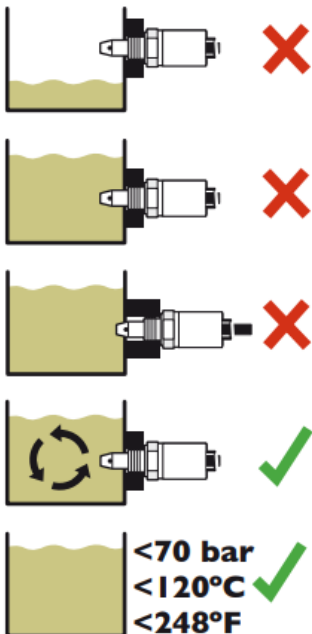


Not recommended for engines



Sensor may not function if installed incorrectly

IMMERSION

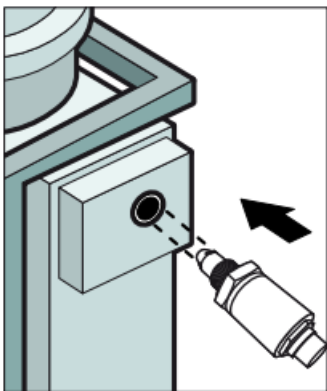


FLOW

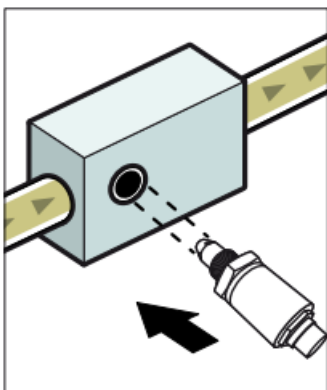


LOCATION OPTIONS

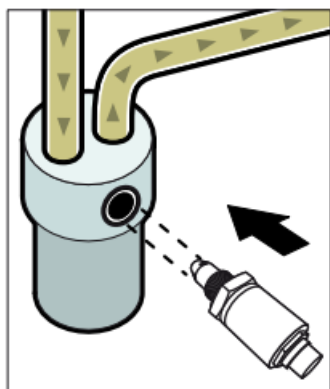
1. OEM Port



2. Manifold/Boss



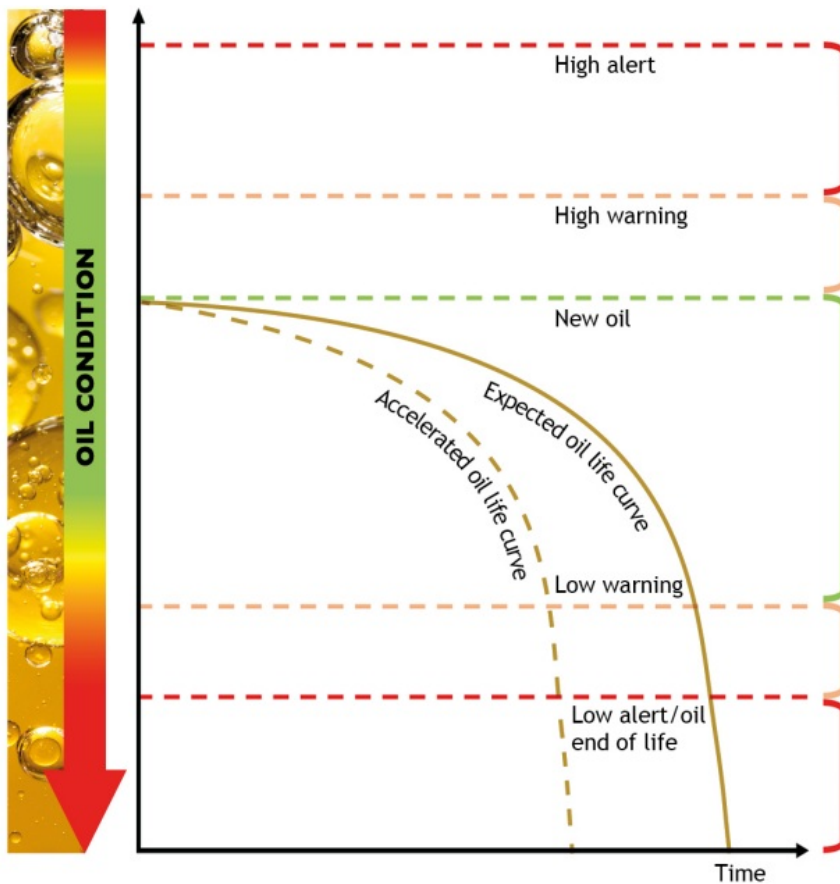
3. Tan Delta Manifold



TROUBLESHOOTING

1. Check configuration.
2. Refer to Master User Guide available at:
www.tandeltasystems.com/support
3. Contact:
support@tandeltasystems.com

INTERPRETING OIL CONDITION



What does it mean?

High alert: Sensor may be in air, check sensor location and relocate if necessary.

High warning: Check sensor is configured to correct oil and correct is being used.

OK: Oil is OK for continued operation



detect oil events and increased oil wear. If either are detected, take the appropriate action to prevent equipment damage and failure

Low warning: Oil is nearing its end of life. Schedule maintenance.

Low alert: Oil is past its end of life. Change immediately

If your application is not listed, please cont. Tan Delta Support to discuss a solution.

Engine	! Diesel engine	I Gas engine	Electrically I lins ulating I (e.g. tra nsformer	Hydraulic	Transmission I (e.g. gearbox
1140 TDN-12.0 %LF	1140 TDN12.0 %LF	1140 TDN-12.0 %LF	1100 TDN10.0 %LF –	1060 TDN08.0 %LF	1100 TDN10.0 %LF
1060 TDN08.0 XLF	1060 TDN -08.0 %LF	1060 TDN 08.0 %LF	1050 TDN -07.5 %LF	1000 TDN -05.0 %LF	1000 TDN-05.0 %L F
900 TDN0.0 % LF	900 TDN 0.0%L F	900 TDN0.0%LF	900 TDN 0.0%L F	900 TDN0.0%L F	900 TDN 0.0 %LF
400 TDN025.0 %LF	410 TDN 024.5 %LF	760 TDN 007.0 %LF	760 TDN 007.0 %LF	760 TDN 007.0 %LF	700 TDN 010.0 %L F
300 TDN 030.0 %LF	310 TDN 029.5 %LF	660 TDN 012.0 %LF	700 TDN 010.0 %LF	660 TDN 012.0 %LF	500 TDN 020.0 %L F

SUPPORT – FAQ

If you have any issues, please read the tips below before contacting us for further support.

1. Where are the Cable J drivers?

The drivers for Cable J should install automatically.

2. Does the sensor require cleaning?

No, cleaning is required once the sensor is installed. However, when using the sensor for testing offline samples (i.e. MOT Kit), then cleaning between samples is essential.

3. I cannot see my oil in the database, so I have used an oil which I believe is close, but the sensor isn't working?

The sensor will exhibit a different response for every oil. For best results, it is advised to obtain an Oil Profile which Tan Delta will add to our Oil Database. Please complete and submit an Oil Profile Request Form online at www.tandeltasystems.com/oil-availability-checker/

4. How do I update the software?

Software updates will happen automatically. You will be prompted to accept when one is available. If you are provided an installer by Tan Delta, please uninstall any previous versions of software before installing the new one.

5. How do I remove the software?

Simply go into your control panel and remove the software.

You can find further information in the Master User Guide on the support page of our website. If you have any further questions, please contact our support team by email: support@tandeltasystems.com who will answer no later than the next working day

Alternatively, refer to Master User Guide
available at: www.tandeltasystems.com/support

SCAN ME



TANDELTA

Documents / Resources

	TANDELTA OQSxG2 Sensor Kit [pdf] User Guide OQSxG2, OQSxG2 Sensor Kit, Sensor Kit, Kit
--	---

References

- [Tan Delta Systems - Tan Delta Systems PLC](#)
- [Oil Database - Tan Delta Systems PLC](#)
- [Support | Tan Delta Systems](#)
- [Support | Tan Delta Systems](#)