




TAISHENG I22XW1-99 All in One Computer User Manual

[Home](#) » [TAISHENG](#) » TAISHENG I22XW1-99 All in One Computer User Manual 

TAISHENG I22XW1-99 All in One Computer



Contents

1 Appearance And Function

2 FCC WARNING

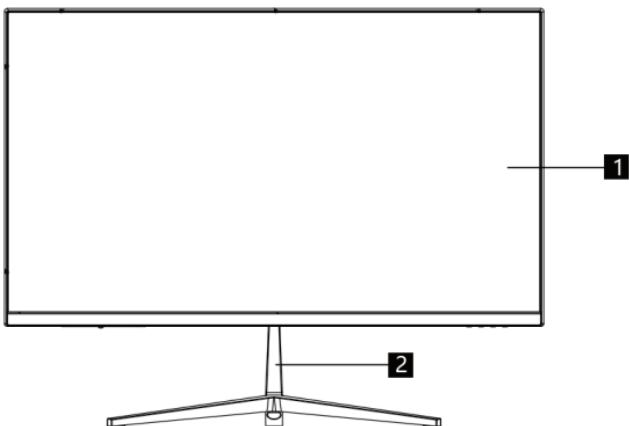
3 Documents / Resources

3.1 References

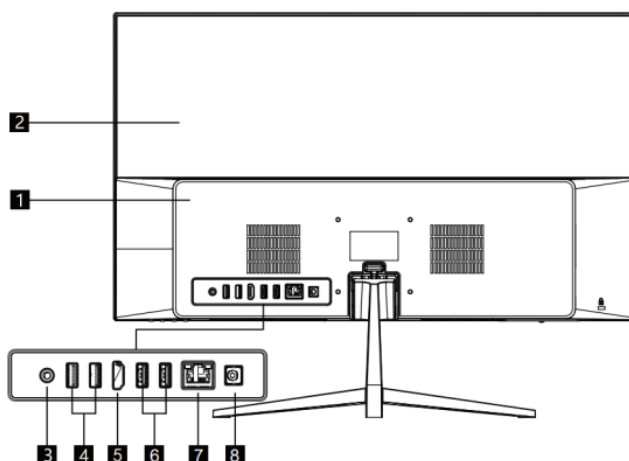
4 Related Posts

Appearance And Function

1. Display
2. Support and base

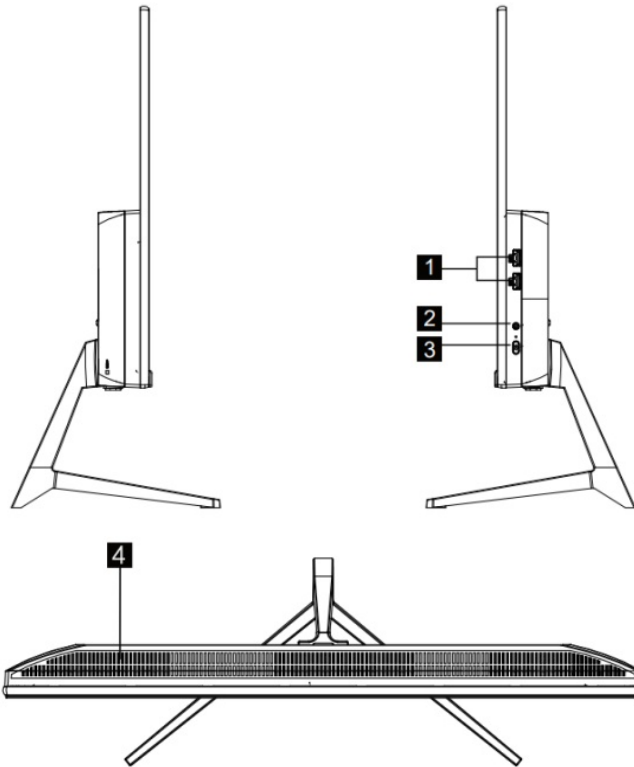


1. Rear Cover (easy to remove)
2. Rear Housing
3. Head phone connector
4. USB interface * 2
5. HDMI output interface
6. USB interface * 2
7. Ethernet interface
8. Power input jack (DC)

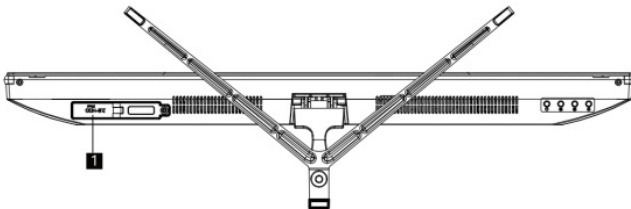


1. USB interface*2

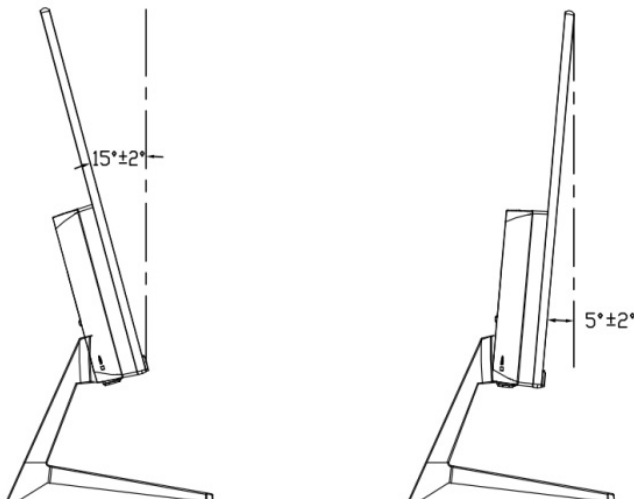
2. Reset switch
3. On-off switch
4. Top left CPU radiator cooling hole



1. 2.5" HDD



Adjust the pitch angle to the right angle for your self



FCC WARNING

This device complies with part 15 of the FCC Rules. Operation is subject to the following two conditions:

1. this device may not cause harmful interference, and
2. this device must accept any interference received, including interference that may cause undesired operation.

Any changes or modifications not expressly approved by the party responsible for compliance could void the user's authority to operate the equipment.

NOTE: This equipment has been tested and found to comply with the limits for a Class B digital device, pursuant to Part 15 of the FCC Rules. These limits are designed to provide reasonable protection against harmful interference in a residential installation. This equipment generates, uses and can radiate radio frequency energy and, if not installed and used in accordance with the instructions, may cause harmful interference to radio communications.

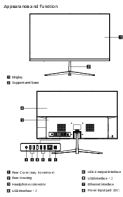
However, there is no guarantee that interference will not occur in a particular installation.

If this equipment does cause harmful interference to radio or television reception, which can be determined by turning the equipment off and on, the user is encouraged to try to correct the interference by one or more of the following measures:

- Reorient or relocate the receiving antenna.
- Increase the separation between the equipment and receiver.
- Connect the equipment into an outlet on a circuit different from that to which the receiver is connected.
- Consult the dealer or an experienced radio/TV technician for help.

To maintain compliance with FCC's RF Exposure guidelines, This equipment should be installed and operated with minimum distance between 20cm the radiator your body:
Use only the supplied antenna.

Documents / Resources

	<p>TAISHENG I22XW1-99 All in One Computer [pdf] User Manual 2BM4M-I22XW1-99, 2BM4MI22XW199, I22XW1-99 All in One Computer, I22XW1-99, All in One Computer, Computer</p>
---	---

References

- [User Manual](#)

[Manuals+](#), [Privacy Policy](#)

This website is an independent publication and is neither affiliated with nor endorsed by any of the trademark owners. The "Bluetooth®" word mark and logos are registered trademarks owned by Bluetooth SIG, Inc. The "Wi-Fi®" word mark and logos are registered trademarks owned by the Wi-Fi Alliance. Any use of these marks on this website does not imply any affiliation with or endorsement.