

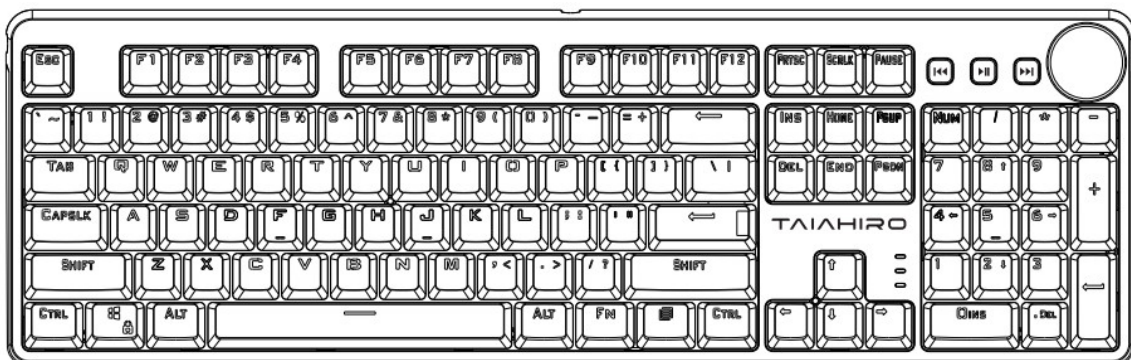


## Taiahiro 1906 Mechanical Gaming Keyboard User Manual

[Home](#) » [TIAHIRO](#) » Taiahiro 1906 Mechanical Gaming Keyboard User Manual 

# Taiahiro

Taiahiro Mechanical Keyboard 1906



User Manual

### Contents

- [1 Safety information](#)
- [2 Instructions for Use](#)
- [3 Product name and content of harmful substances](#)
- [4 Packing list](#)
- [5 Basic parameters](#)
- [6 Product Description](#)
- [7 Combination key function](#)
- [8 Documents / Resources](#)
  - [8.1 References](#)
- [9 Related Posts](#)

### Safety information

**Note:** Please read the following important safety information carefully before use.

1. Only authorized technicians can disassemble the product. It is not recommended that the user disassemble the product by himself.
2. Do not put this product near cigarette butts, lighters and other open flames.
3. This product is designed to prevent the splashing of liquid (water, etc.). In case of accidental splashing, it can protect the keyboard timely. However, it is not designed to be waterproof and cannot be placed in the place where there is water or any liquid.
4. If any liquid accidentally enters the product, please disconnect the computer immediately and remove the product. Continued use may cause fire or electric shock.

## Instructions for Use

Computer System Requirements  
Support Win 7/Win 8/Win 10/or higher.

## Product name and content of harmful substances

In order to meet the relevant provisions and requirements of the “Administrative Measures for the Restricted Use of Hazardous Substances in Electrical and Electronic Products” (Decree No. 32 of the Ministry of Industry and Information Technology of the People’s).The statement is as follows:

### Product name and content of harmful substances

Part Name	Harmful Substance					
	Pb	Hg	Cd	Cr(VI)	PBB	PBDE
Circuit board assembly	X	0	0	0	0	0
Housing and Board Assembly	0	0	0	0	0	0

This form is compiled in accordance with the provisions of SJ/T11364.

O: Indicates that the content of the hazardous substance in all homogeneous materials of the part is below the limit requirement specified in GB/T 26572.

X: Indicates that the content of the hazardous substance in at least one average material of the part exceeds the limit requirement specified in GB/T 26572.

The hazardous substances contained in this product are due to technical limitations at the current stage and no alternatives can be found. It meets the requirements of China’s “Administrative Measures for the Restriction of the Use of Hazardous Substances in Electrical and Electronic Products” and falls within the scope of EU RoHS exemption. Special consideration has been made when designing products to ensure that the appearance of parts. Made of non-toxic and harmless environmentally friendly materials, consumers will not be exposed to harmful substances under normal use quality and will not cause harm to the human body.



The “Environmentally Friendly Use Period” (EPuP) symbol will be printed on electrical and electronic products sold within the territory of the People’s Republic of China, and the numbers in the circle represent the normal environmental protection use period of the product.

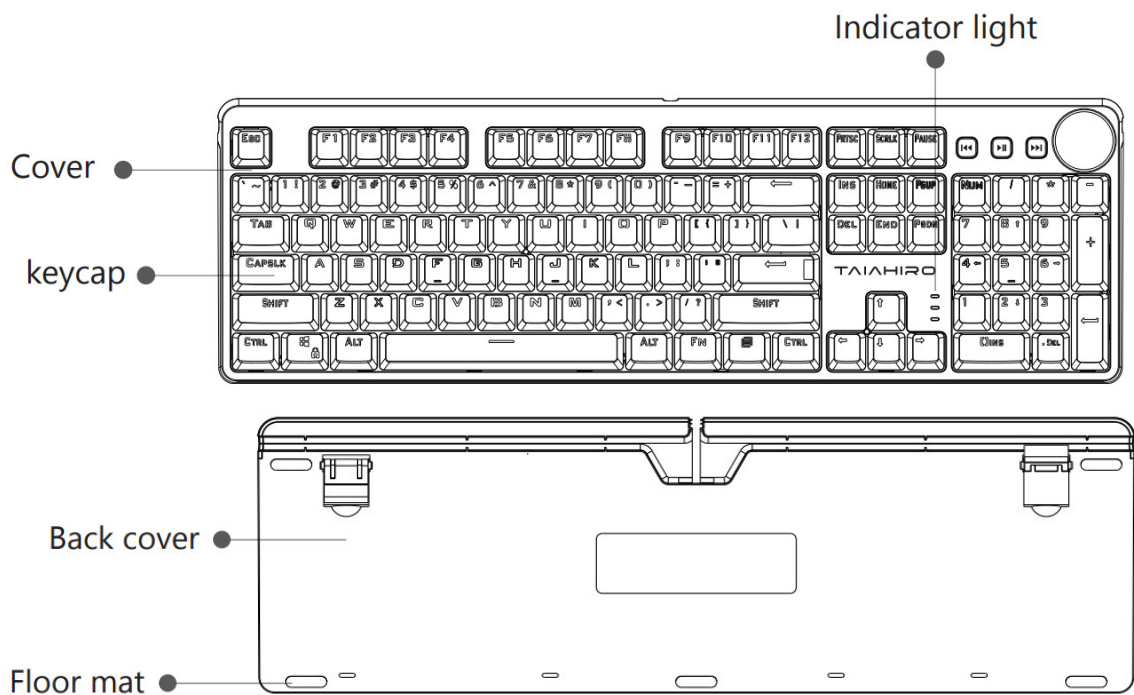
## Packing list

1. Wired keyboard ×1
2. Instruction Manual × 1

## Basic parameters

Product Name	Wired mechanical keyboard
Product number	1906
Current and voltage	5V 260mA
Key life	About 60 million times
Weight	880±10gp
Size	Approx. 438x138x36mm
Adaptive system	Win7/Win8/Win 10/or higher

## Product Description



## Combination key function

### Fn combination key function description

FN+ESC (long press for 3 seconds) = restore default settings

FN+F1=My Computer	FN+F2=Search	FN+F3 = calculator	FN+F4=Music player
FN+F5 = previous song	FN+F6 = next song	FN+F7=play/pause	FN+F8=Stop
FN+F9=mute	FN+F10 = Volume+	FN+F11=Volume-	FN+F12=Lock full key
FN+ ← =Speed down	FN+↑ =Brightness+	FN+→=Speed Add	FN+↓=brightness-

FN+WIN = lock win+menu key

FN+INS=Light model switching

### Multimedia button function description:

Press and hold the knob for 3 seconds to switch between multimedia and backlight modes.

In the backlight mode, press the knob to switch between 14 backlight modes, and turn the knob to adjust the

backlight frequency and brightness.

**The functions of the multimedia keys are as follows**

Button 1: previous song Button 2: play/pause

Button 3: Next song

Knob: Press – Mute / Rotate – Volume +/-

Mechanical Gaming Keyboard

Manufacture: Taiahiro


Address: Room 2802,ZheShang Dasha Nancheng  
section, Nancheng Street, Dongguan City, Guang-  
dong Province China,523000

Contact us: [service@taiahiro.com](mailto:service@taiahiro.com)

Made in China

---

## Documents / Resources



[Taiahiro 1906 Mechanical Gaming Keyboard](#) [pdf] User Manual  
1906 Mechanical Gaming Keyboard, 1906, Mechanical Gaming Keyboard, Gaming Keyboard,  
Keyboard

## References

- [User Manual](#)