



T-SUN TS-F2210 Smart Pond Light App plus Remote Control Instruction Manual

[Home](#) » [T-SUN](#) » T-SUN TS-F2210 Smart Pond Light App plus Remote Control Instruction Manual 

T-SUN TS-F2210 Smart Pond Light App plus Remote Control Instruction Manual



Contents

- [1 PRODUCT FEATURES](#)
- [2 OPERATION](#)
- [3 HOW TO CONNECT VIA APP](#)
- [4 Documents / Resources](#)
 - [4.1 References](#)
- [5 Related Posts](#)

PRODUCT FEATURES

Rabbed garden lights can be controlled with Surplice + APP for remote control within 40 meters, you can remote control the light at home any time, adjust the brightness and colors, and timing functions.

- Lamp Base is made of ABS which is durable, sunlight and corrosion resistant.

Lampshade is made of PC which is good transparency and not fragile.

- High safety factor, Low voltage, current and heat are required, and there is no safety hazard.
- Bluetooth, the operation is more convenient,
- Support Alexa, Google Assistant, Tmall Genie, Xiao Ai, Xiaodu and other third-party voice intelligent control.

WARM TIPS

- The product is Ip68 waterproof, can use underwater. Pond or swimming pool etc.
- Do not disassemble the equipment without damaging the electrical appliances.
- The stake and the screws are sharp, please put them in a place where children are not in contact

NOTICE

The adapter should be treated to repel water, as the adapter is not waterproof.

NOTE

Before using the product, please read the instruction carefully, please install the product by the requirement of the specification and the attention of the installation. The problems caused by not follow the instructions would not enjoy free warranty service.

AFTER-SALE SERVICE

Product warranty time is one year. We won't repair for the reason such as installed error, break, fire, thunder strike by free. Please contact our after-sale services department once have quality problem.

OPERATION

- Connect the cable between the adapter and the lamp, the ninsert the light in to the groun
- Connect the lightto the power supply.
- Software installation and equipment network signal connection
- Software installation (Note: You need to select the 2.4GHZ signal throughout the process)
- Download the app from the App Store or Google Play "Surplife? Or scan the QR code belowSurp



How do I connect smart devices with Surplife?

1. Open the "Surplife" APP, enter the main page of the APP, click "Add Equipment" in the middle of the page or click"" in the upper right of the page to enter the "Add Equipment" page,
2. Place your phone as close as possible to the device you want to add and it will automatically search for nearby

devices;

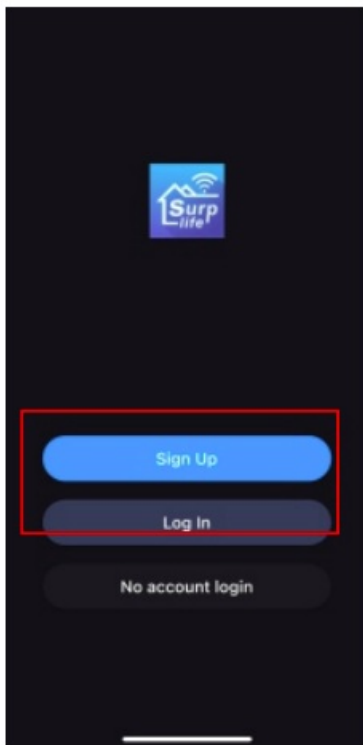
3. Click the device you want to add, select the network for the smart device, and wait for the device to be added,
4. After adding the device, enter the name you like and click "Next":
5. Select the room to which the device belongs and click "Finish."

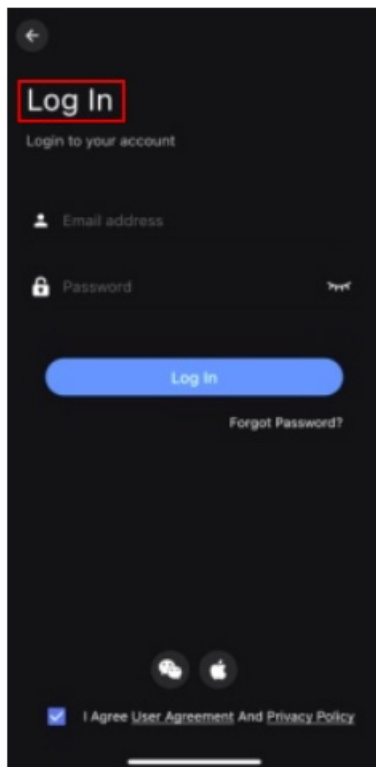
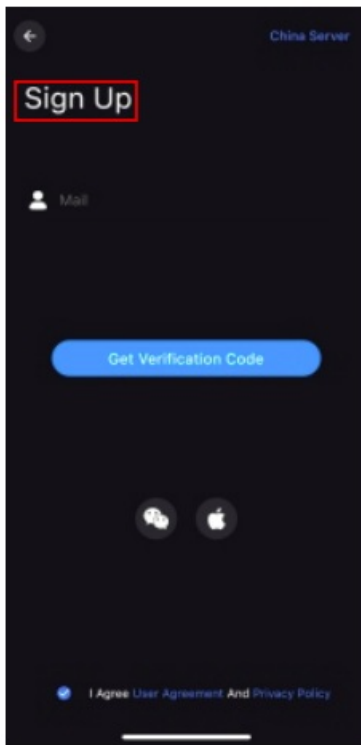
How to restore factory settings

1. Before reset, make sure the device is turned off.
2. Start reset. Turn the light on, turn the light off, repeat five times (every 3-5 seconds)
3. Reset successfully, the light blinks for a few seconds, and the device appears in the "Add Device" page (if not, restart and wait for an automatic refresh).

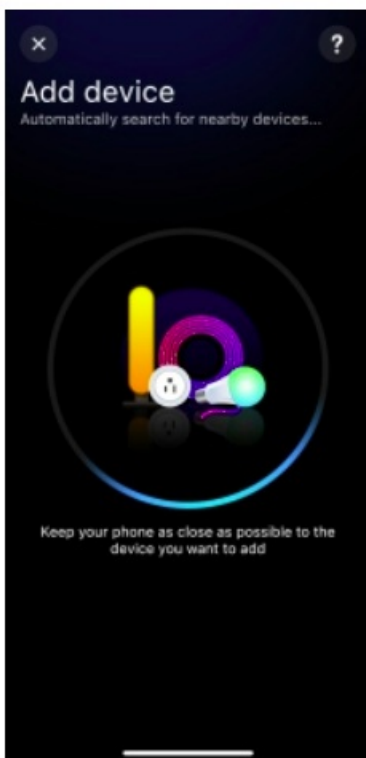
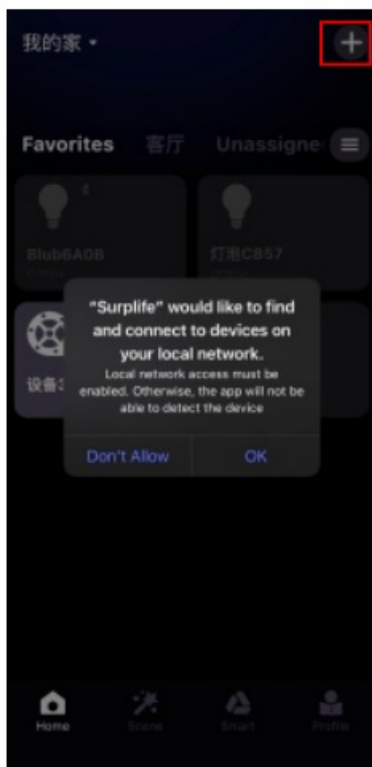
HOW TO CONNECT VIA APP

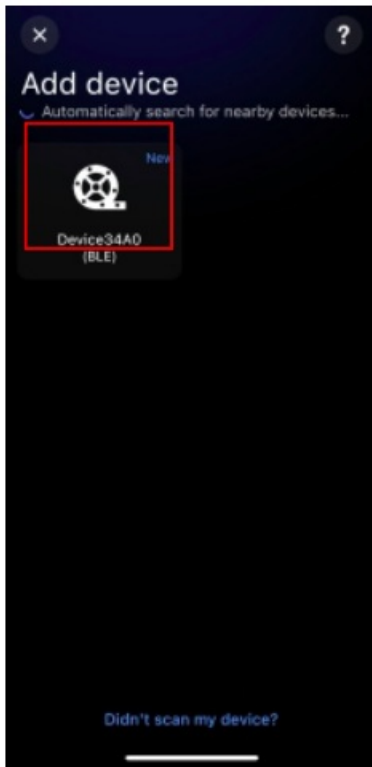
1. Register/Login your Surplife account.



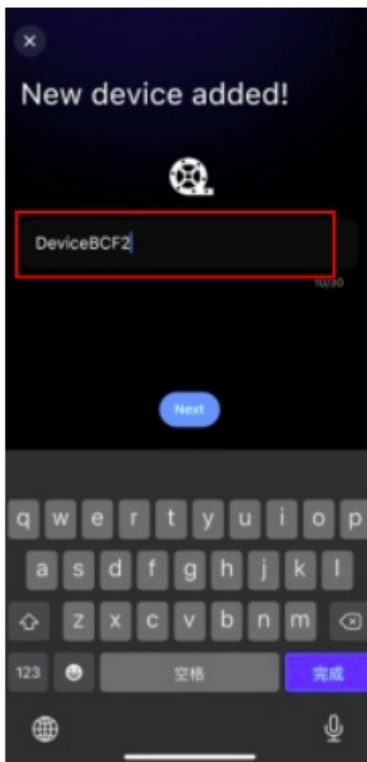


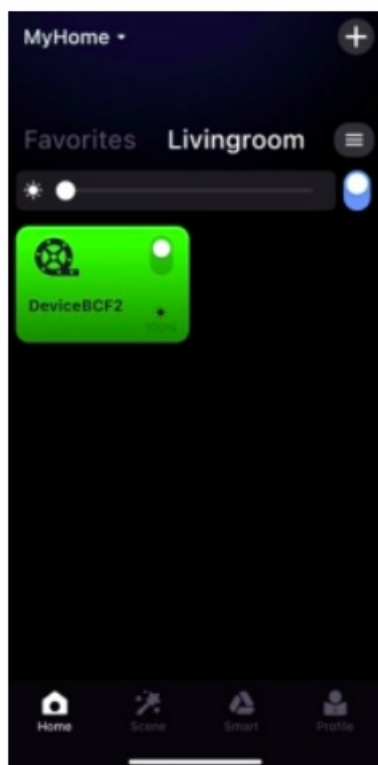
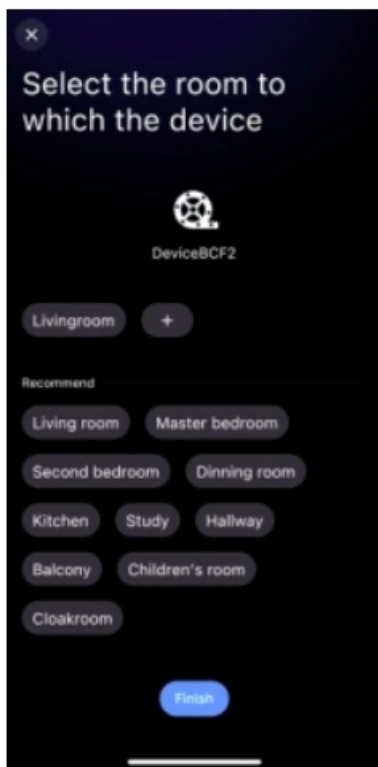
2. Turn on the device and enable your phone's bluetooth.
3. Enter "Surplife" app, tap "add device" or click to add the device.





4. Rename the device and select a room for it.





FCC Statement







This equipment has been tested and found to comply with the limits for a Class B digital device, pursuant to part 15 of the FCC Rules. These limits are designed to provide reasonable protection against harmful interference in a residential installation. This equipment generates, uses and can radiate radio frequency energy and, if not installed and used in accordance with the instructions, may cause harmful interference to radio communications. However, there is no guarantee that interference will not occur in a particular installation. If this equipment does cause harmful interference to radio or television reception, which can be determined by turning the equipment off and on, the user is encouraged to try to correct the interference by one or more of the following measures:

- Reorient or relocate the receiving antenna.
- Increase the separation between the equipment and receiver.

- Connect the equipment into an outlet on a circuit different from that to which the receiver is connected.
- Consult the dealer or an experienced radio/TV technician for help.


Caution: Any changes or modifications to this device not explicitly approved by manufacturer could void your authority to operate this equipment. This device complies with part 15 of the FCC Rules. Operation is subject to the following two conditions: (1) This device may not cause harmful interference, and (2) this device must accept any interference received, including interference that may cause undesired operation.

RF Exposure Information This equipment complies with FCC radiation exposure limits set forth for an uncontrolled environment. This equipment should be installed and operated with minimum distance 20cm between the radiator and your body.

Name	Smart LED pond light					
						
Model	TS-F221060 pcs (6 for 1 light)					
Lamp holder	2pcs	3pcs	6pcs	16pcs	60pcs	12pcs
LED Quantity	12pcs (6 for 1 light)	18pcs (6 for 1 light)	36pcs (6 for 1 light)	48pcs (16 for 1 light)	60pcs (6 for 1 light)	72pcs (6 for 1 light)
Material	ABS & PC					
Size	φ5.4*H7.6CM					
Color Temperature	RGB					
Input Voltage	110-220V					
IP Grade	Lamp body IP68, adaptor IP20					
Control Mode	Bluetooth					
APP	Surplife					
The app can connect up to 7 lighting fixtures at the same time and allows for one-click or individual light settings.						



Documents / Resources

	T-SUN TS-F2210 Smart Pond Light App plus Remote Control [pdf] Instruction Manual 2BEJE-TS-F2210, 2BEJETSF2210, ts f2210, TS-F2210 Smart Pond Light App plus Remote Control, TS-F2210, TS-F2210 Light App plus Remote Control, Smart Pond Light App plus Remote Control, Light App plus Remote Control, Light App, Remote Control
--	--

References

- [User Manual](#)

[Manuals+.](#) [Privacy Policy](#)

This website is an independent publication and is neither affiliated with nor endorsed by any of the trademark owners. The "Bluetooth®" word mark and logos are registered trademarks owned by Bluetooth SIG, Inc. The "Wi-Fi®" word mark and logos are registered trademarks owned by the Wi-Fi Alliance. Any use of these marks on this website does not imply any affiliation with or endorsement.