



## SystemQ IP-CAM360 Zip 8MP 360 Degree IP Camera User Guide

[Home](#) » [SystemQ](#) » SystemQ IP-CAM360 Zip 8MP 360 Degree IP Camera User Guide 



**Zip 8MP 360 Degree IP Camera**  
Zip is a registered trademark of System Q Ltd

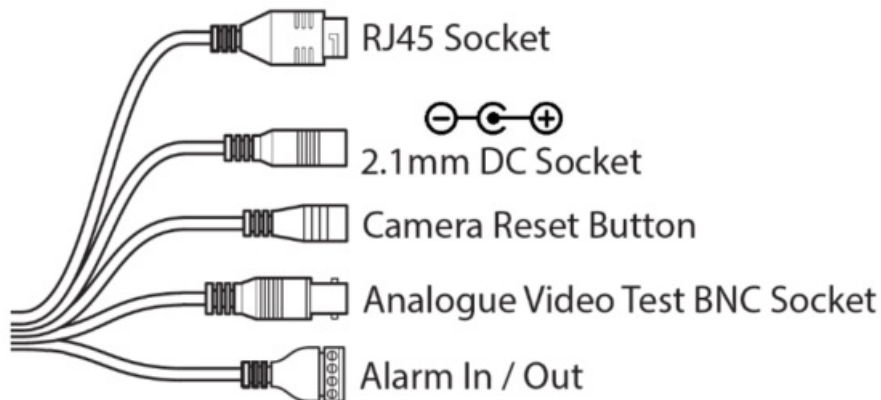


**IP-CAM360 – Quick Start Guide**



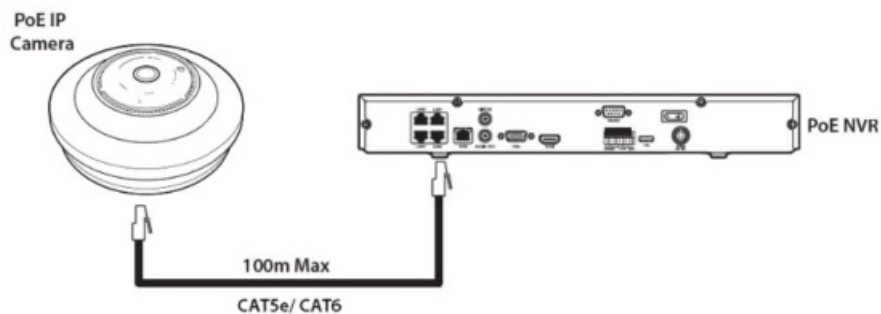
[www.systemq.com/PDF/manual/xIP-CAM350.pdf](http://www.systemq.com/PDF/manual/xIP-CAM350.pdf)

The IP-CAM350 is a 360° 5MP IP Camera designed for indoor use. The camera has built in PoE, H265 and H264 codec, speaker and microphone.



### Powering the camera

Option 1 – Power the camera from 12V DC (via the 2.1mm DC Socket), the current consumption is 290mA. The camera is polarity sensitive so connections must be made correctly.



Option 2 – Power the camera using a PoE 48V RJ45 Socket

When connecting to a ZIP PoE NVR plug the camera directly into the NVRs built in PoE switch. The camera should automatically become visible after being connected for approximately 1 minute.



[www.zipdvr.com/howto/TIP459-How-To-Add-IP-Cameras.html](http://www.zipdvr.com/howto/TIP459-How-To-Add-IP-Cameras.html)

Use the ZipFinder tool to search for ZIP IP cameras on a network via a Windows PC.

[www.softcctv.com/store/Item/Zip-Finder-IPCCTV-Security-Camera-Discovery-Tool](http://www.softcctv.com/store/Item/Zip-Finder-IPCCTV-Security-Camera-Discovery-Tool)

If using a separate PoE switch or an IPmitter (wireless bridge), the camera needs to be manually configured, scan the QR code to the left for the “how to guide”

Default login details are:

Default IP	192.168.10.1
User Name	admin
Password	777777

Video Compression	H.264 / H.265
Resolution	5MP
Output Resolution	2160 x 2160px
Lens Type	1.1mm 360deg Lens
Min. Illumination	0 Lux with LEDs on
Audio	Built-in Speaker & Mic
Alarm Inputs	1
Alarm Output	1
InfraRed LEDs	3
IR Range	5m
Input Voltage	12V DC or PoE
Current Consumption	290mA (IR On)
IP Rating	Internal Use
Video Connection	RJ45
Power Connection	2.1mm DC Socket or RJ45
Onvif	2.6
Finish	White
Dimensions	Dia120mm x (H)56mm

All specifications are approximate. System Q Ltd reserves the right to change product specifications or features without notice. Whilst every effort is made to ensure that these instructions are complete and accurate, System Q Ltd cannot be held responsible for any losses, no matter how they arise, from errors or omissions in these instructions, or the performance or non-performance of the equipment referred to.

Document ref: qIP-CAM350

© 2022 Enter your company name



■ This symbol indicates that equipment must not be mixed with general household waste. For treatment, recovery and recycling please return to your local designated WEE/CG0783SS collection point as defined by your local council.


## Contents

[1 Documents / Resources](#)

[1.1 References](#)



[2 Related Posts](#)

## Documents / Resources



[SystemQ IP-CAM360 Zip 8MP 360 Degree IP Camera](#) [pdf] User Guide  
IP-CAM360, Zip 8MP 360 Degree IP Camera, IP-CAM360 Zip 8MP 360 Degree IP Camera

References

-  [Zip Finder - IP Camera Discovery Tool - SoftCCTV.com](#)
-  [ZipNVR: Home](#)