



Portable Synthesize Guitar Effectors User Manual

[Home](#) » [Synthesize](#) » Portable Synthesize Guitar Effectors User Manual 

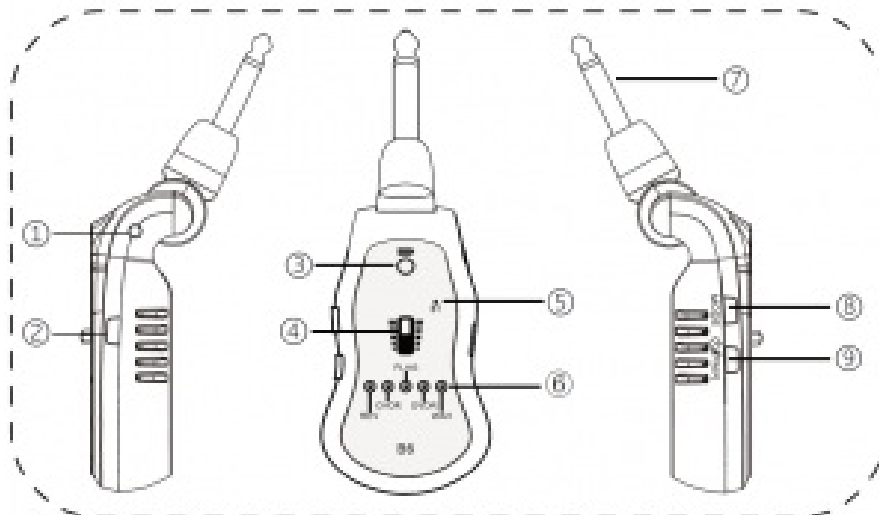
Portable Synthesize Guitar Effectors




Contents

- [1 Product introduction](#)
- [2 Technical parameter](#)
- [3 Packaging List](#)
- [4 Usage Method](#)
- [5 Connection schematic diagram](#)
- [6 Documents / Resources](#)
- [7 Related Posts](#)

Product introduction



1. Audio line socket
2. USB charging port
3. Charge / low lamp
4. Volume control key
5. Bluetooth state lamp
6. Sound mode lamp
7. 6.35 audio plug
8. MODE: sound mode button
9. /power switch/BT PAIR

Technical parameter

- **Frequency response:** 50Hz-18kHz
- **Input impedance:** 22Kohm
- **Output impedance:** 32 ohm
- **Power supply:** built-in rechargeable li battery


Packaging List

- Guitar effector 1

- USB charging line 1
- D3.5 turn D6.35 audio line 1

Usage Method

1. Opening and closing the machine:

Power key: long press the  side to turn on, BT indicator and sound mode indicator light is bright, work load is long, press PWR button to turn off.

2. **MODE button:** Press MODE button after boot, each time, the sound effect between the following modes: REV—CHOR—FLAG—OVDR—WAH cycle switching; sound effect has memory function, working in the last sound mode.

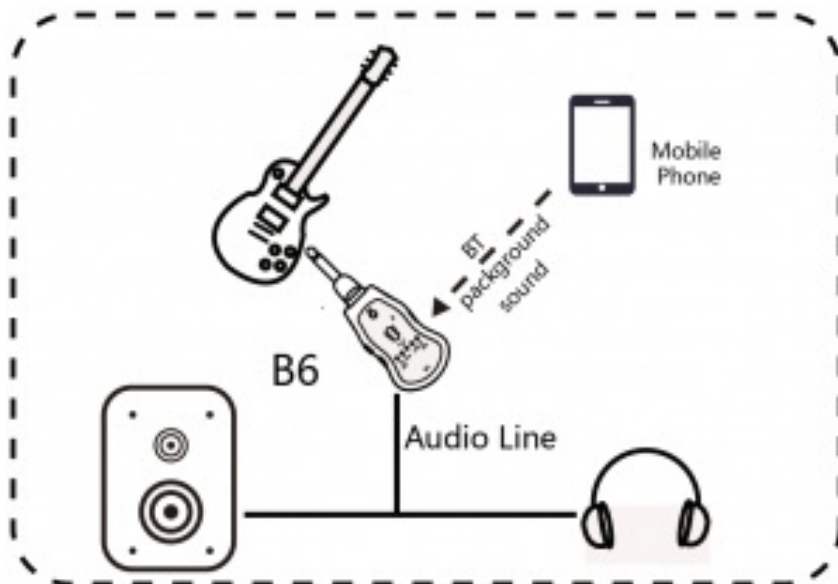
3. **Bluetooth connection:** 3 Bluetooth connection: long press the power button to turn on, the Bluetooth lights flicker, please connect B6 Bluetooth on the phone and other devices. The Bluetooth lamp is long and bright; once again, short press the power button, B6 enters the PAIR mode, the Bluetooth lamp blinks, and it can re connect the BT device.

4. Charge, low power indication

Low power: when the electricity is low, the orange lights are flashing and the alarm sounds are issued.

Charging: when the USB line is charged to B6, the red charging lamp is bright, and the red light is extinguished after full power.

Connection schematic diagram

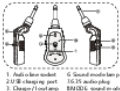


Documents / Resources

English

Portable Synthesizer Guitar
Owner's User Manual
Model 300

I. Product introduction



1. Neck

2. Body

3. Headstock

4. Bridge

5. Pickups

6. Amplifier

7. Tuner

8. Battery

9. Strap

10. Case

II. Technical parameters

Frequency response: 20Hz - 20kHz

Output impedance: 20kΩ

Output voltage: 12V

Power supply: built-in rechargeable battery

III. Packaging list

Guitar effecter 1

USB charging line 1

CD-ROM 2000 audio files 1

IV. Usage method

1. operating method of the machine

Please refer to the side of the machine for details

1

[Synthesize Portable Synthesize Guitar Effectors](#) [pdf] User Manual

Synthesize, B6, Guitar

[Manuals+, home](#)

[privacy](#)