



SYNLAB TECHNOLOGY AIT2221T Iflytek Translator User Guide

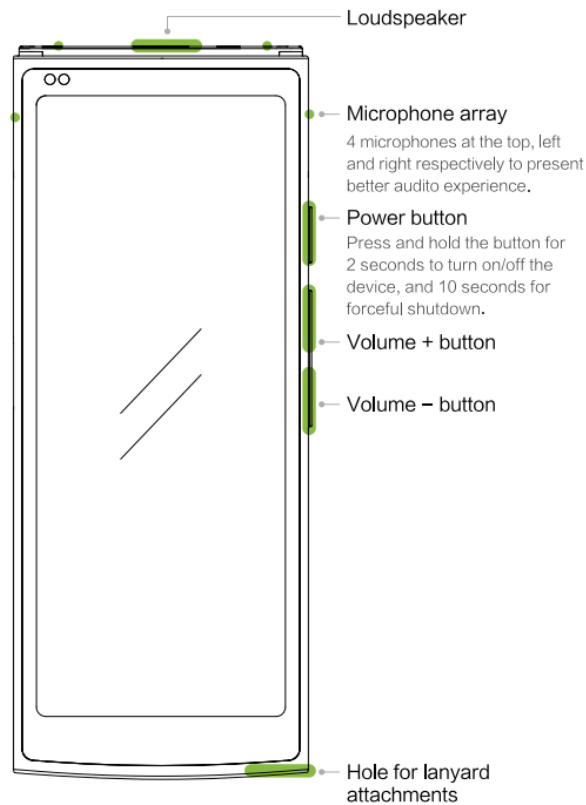
[Home](#) » [SYNLAB TECHNOLOGY](#) » SYNLAB TECHNOLOGY AIT2221T Iflytek Translator User Guide 



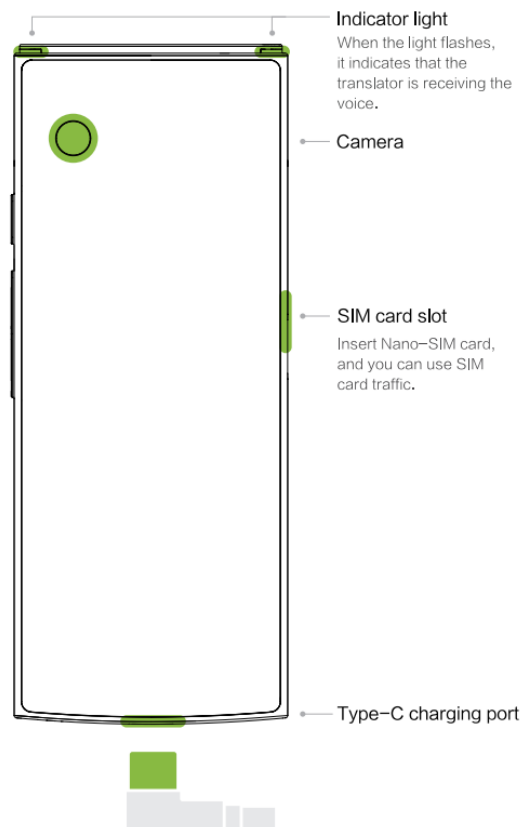
Contents

- 1 AIT2221T Iflytek Translator
- 2 Home page function
- 3 Voice Translation—button free
- 4 Face-to-face Translation
- 5 Photo Translation
- 6 Product information
- 7 Frequently Asked Questions
- 8 Safety Instructions
- 9 Legal&Regulatory
- 10 Documents / Resources
 - 10.1 References

AIT2221T Iflytek Translator

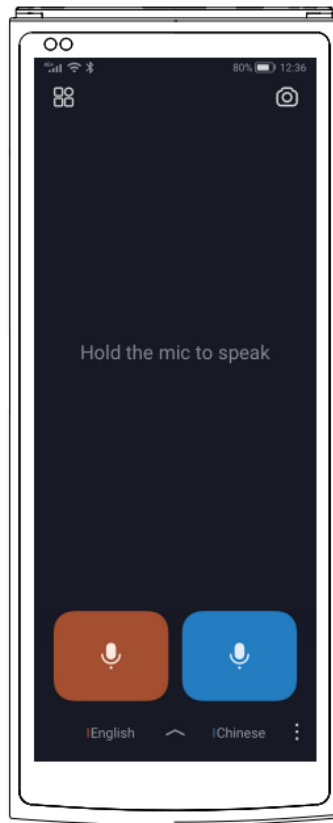


Introduction of Exterior Functions [Back]



Home page function

- Click or hold down the voice key on the screen for translation.
- You can also hold down the volume button to speak and release to translate. (You need to click : “in the lower right corner of the screen to turn on the function of “volume button reused as speech button”)



More functions

You can see more functions by clicking the icon or swiping the screen from left to right,

Photo translation

You can switch to photo translation by clicking the icon or swiping from right to left.

Red button

Hold down the red button and say “Hello”, then release to translate.

Blue Button

Hold down the blue button and say “RR”, then release the button for translation. –

Language

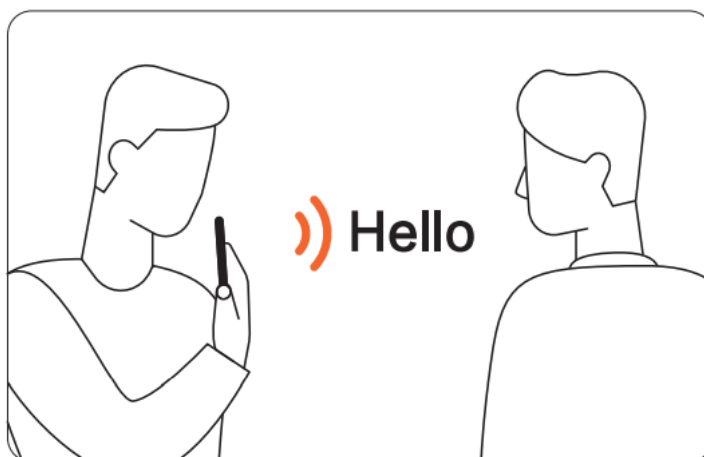
Click the Language button to select other languages,

Voice Translation—button free

Pick up to talk and put down to translate.

Pick up the translator with the top front close to the mouth, about 10cm away. When you hear the “beep” sound, start to talk; then move the translator away from the mouth beyond 10cm to trigger the translation.

When using this function, please click “,” in the lower right corner of the voice translation interface to ensure that the “button-free translation” function is turned on.



Pick up to talk and put down to translate.

Play the translation and receive voice automatically.

After finishing talking, you can play the translation to others in full screen. At the end of the play, the translator will automatically record and recognize other's voice and translate.



After finishing talking, you can play the translation and receive other's voice automatically.

Face-to-face Translation

Split-screen communication with real-time display.

Great for extended conversations. Each party can take up half of the screen and tap the area on the screen to start talking.

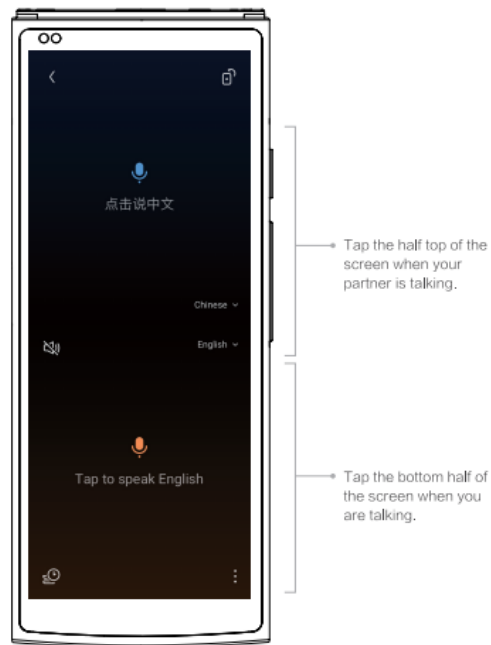
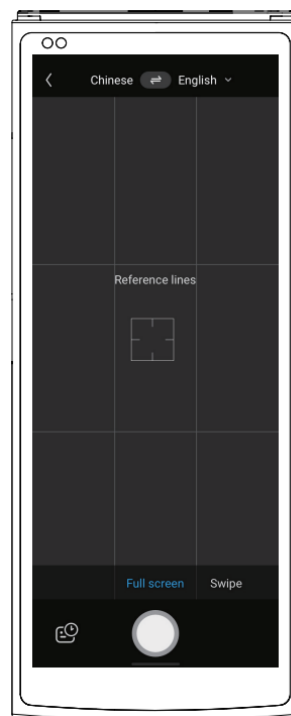


Photo Translation

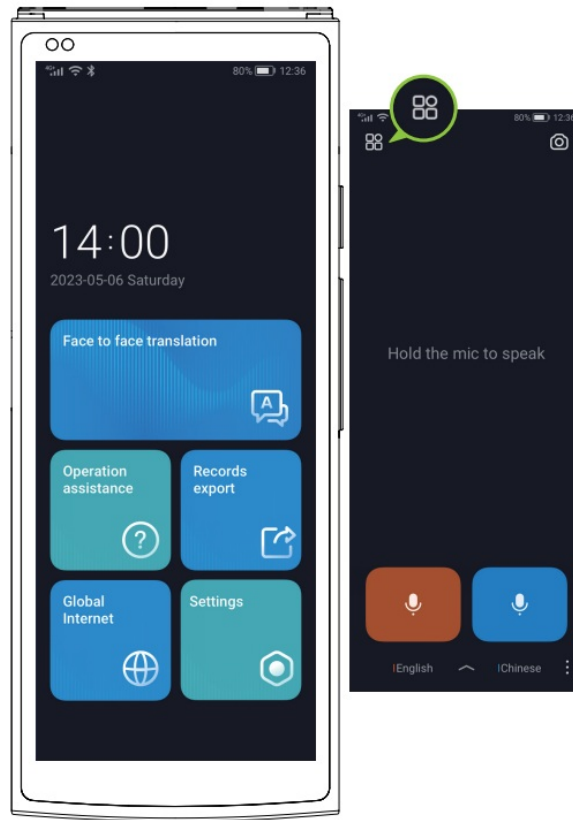
Full-screen framing, shooting and instant translation.

- Full screen mode; select the language to translate, and after pressing the shutter, it can directly translate the text into the target language.
- Smear mode: select the language you need to translate and press the shutter to smear the text of the area you need to translate into the target language.



More applications

Click the icon in the upper left corner of the home page, or slide the page from left to right to see more applications and settings.



Product information

Product specification

Product name: iFLYTEK Translator

Product model: AIT2221T

Manufacturer: SYNLAN TECHNOLOGY PTE.LTD,

Manufacturer: SYNLAN TECHNOLOGY PTE.LTD,

Hardware Parameters

Processor Eight-core ARM processors

Microphone: U-shaped 4-microphone array

Horn: 1612 classic superiinear horn

Home screen: 5.05-inch HD full screen

Sensors: gyroscope, distance sensor Size and weight

Size: 565" 140.6 * 10.4 mm

Product weight: 1309

Charging battery

Charging specification: DC 5V 2A

Battery capacity: 2000 mAh

Frequently Asked Questions

Q1. Inaccurate identification or translation results?

Answer: Please avoid using it in noisy environment. If the surrounding environment is noisy, you can try to speak close to the microphone

Q3. How to export translation records?

Q4. How to connect to global Internet 2

Q5. How to change the font size?

Q6. How to download the offline language package?

Q7. Why the translator is charging abnormally?

Answer: The charging specification is 5V 2A. Please use a power adapter that meets the standard. If the battery of the translator is discharged due to long-term non-use, it needs to be continuously charged for more than half an hour, and then try to switch on. 'This guide is for reference only, and the software will be continuously upgraded. Please refer to the actual product.

'This guide is for reference only, and the software will be continuously upgraded. Please refer to the actual product.

Safety Instructions

Please read all the following safety information before using this product:

1. Please do not use this product outdoors in thunderstorm weather.
2. The product package contains small objects, so please put it out of the reach of children, and don't let children use it alone.
3. Please don't use it while driving to avoid distraction and traffic accidents.
4. The charging specification is 5V 2A, Please use a power adapter that meets the standard test and is purchased through regular channels.
5. Please keep the translator in a dry and cool environment, and do not use organic solvents and other liquids to clean this product.
6. The operating temperature of the translator is between -10°C and 45°C . If the operating temperature exceeds this temperature range, the translator may be damaged and the battery life will be shortened
7. Please do not disassemble the battery or modify the charger without permission. The battery of the translator can only be replaced by our company or its authorized service provider
8. Any radio transmitting equipment (including this product) may interfere with the use of improperly protected medical equipment. Please consult medical personnel or medical equipment manufacturers to ensure that the relevant regulations are observed when the use of electronic equipment is prohibited. At the same time, for users who are equipped with pacemakers and hearing aids, please use them carefully according to the corresponding medical equipment regulations,
9. Please do not rely solely on the translator as a communication tool in case of emergency, such as medical aid. The translation results provided by the translator are for reference only and do not constitute any form of guarantee.

Legal&Regulatory

This device complies with part 15 of the FCC Rules Operation s subject to the following two conditions: (1) This device may not cause harmful interference, and (2) this device must accept any interference received, including interference that may cause undesired operation,

Important: Changes or modifications to this unit not expressly approved by the party responsible for compliance could void the user' s authority to operate the equipment.

Note: This equipment has been tested and found to 'comply with the limits for a Class B digital device, pursuant to part 15 of the FCC Rules. These limits are designed to provide reasonable protection against harmful interference in a residential installation. This equipment generates, uses and can radiate radio frequency energy and, if not installed and used in accordance with the instructions, may cause harmful interference to radio communications. However, there is no guarantee that interference will not occur in a particular installation. f this equipment does cause. harmful interference to radio or television reception. which can be determined by turning the equipment off and on, the user is encouraged to try to correct the interference by one or more of the following measures:

- Reorient of relocate the receiving antenna.
- Increase the separation between the equipment and receiver.
- Connect the equipment into an outlet on a circuit different from that 1o which the receiver is connected.
- Consult the dealer or an experienced radio/TV' technician for help.

Note: For more legal and e-labeling information, check on your device from Settings > Systems and Updates > About 'The device complies with RF specifications when used near your body at a distance of 10 mm.Ensure that the device accessories, such as a device case and device holster, are not composed of metal components. Keep the device away from your body to meet the distance requirement.



Documents / Resources

	SYNLAN TECHNOLOGY AIT2221T Iflytek Translator [pdf] User Guide AIT2221T, AIT2221T Iflytek Translator, Iflytek Translator, Translator
-------------------------------------------------------------------------------------	---------------------------------------------------------------------------------------------------------------------------------------------------------

References

- [User Manual](#)

[Manuals+](#), [Privacy Policy](#)

This website is an independent publication and is neither affiliated with nor endorsed by any of the trademark owners. The "Bluetooth®" word mark and logos are registered trademarks owned by Bluetooth SIG, Inc. The "Wi-Fi®" word mark and logos are registered trademarks owned by the Wi-Fi Alliance. Any use of these marks on this website does not imply any affiliation with or endorsement.