



SYNCO MMic-U3 Microphone User Manual

[Home](#) » [SYNCO](#) » SYNCO MMic-U3 Microphone User Manual 

SYNCO MMic-U3 Microphone User Manual



Thank you for choosing **SYNCO** product.

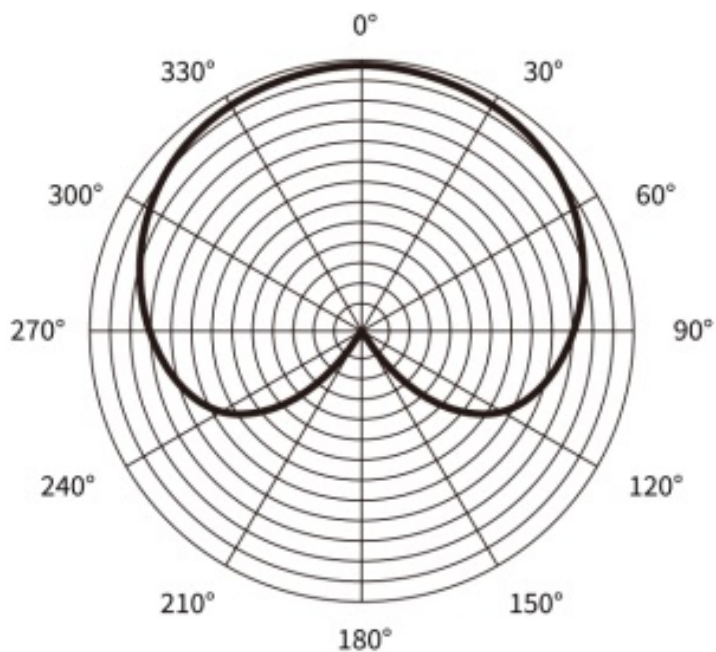
Please read this manual carefully before use and follow all instructions mentioned herein.

Contents

- [1 Specifications](#)
- [2 Caring For Your SYNCO Product](#)
- [3 Package List](#)
- [4 Operations](#)
- [5 Warranty](#)
- [6 Customer Support](#)
- [7 Documents / Resources](#)
- [8 Related Posts](#)

Specifications

Polar Pattern: Cardioid



Performance Parameter

- **Sound Field:** Mono
- **Capsule:** Electret Condenser
- **Polar Pattern:** Cardioid
- **Frequency Range:** 50Hz~12kHz
- **Sensitivity:** -26.5dbV@1KHz
- **Gain Control:** 0-15dB
- **Max. SPL:** 105dB
- **Low Cut Frequency:** Level 1: 75Hz, Level 2: 150Hz
- **Output Power of Monitoring Jack:** 100mW@32Ω
- **Audio Output Cable:** Type-C to TRRS (TRRS Adaptive)
- **Power:** 500mAH Lithium Battery
- **Charging Data:** DC+5V≥500mA
- **Battery Life:** About 40 hours (Monitor at medium volume)
- **Power On/Off:** Manual operation / Auto operation when device connects or disconnects through 3.5mm connector
- **Dimensions (H x W x L):** 115.52 x 52.29 x 45.20mm
- **Weight:** 67g

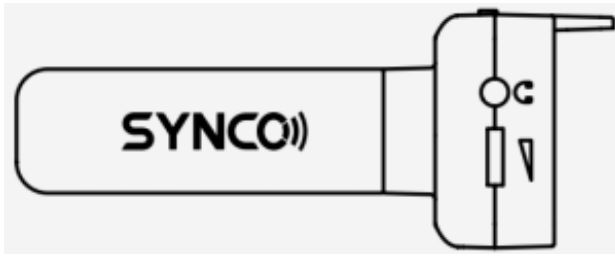
Caring For Your SYNCO Product

- Please keep the product in a dry, clean, dust-free environment.
- Keep corrosive chemicals, liquids and heat source away from the product to prevent mechanics damage.
- Use only a soft and dry cloth for cleaning the product.
- Malfunction may be caused by dropping, impact of external force.
- Do not attempt to disassemble the product. Doing so voids warranty.
- Please have the product checked or repaired by authorized technicians if any malfunctions happened.
- Failure to follow all the instructions may result in mechanics damage.

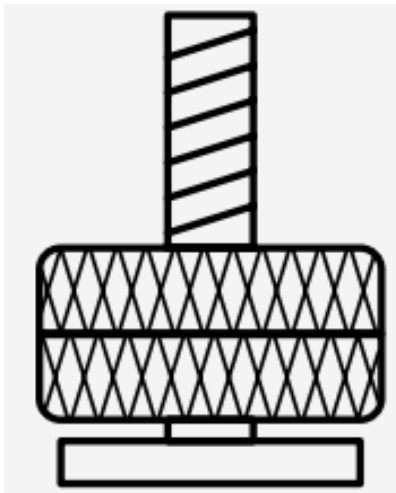
- Warranty does not apply to human errors.

Package List

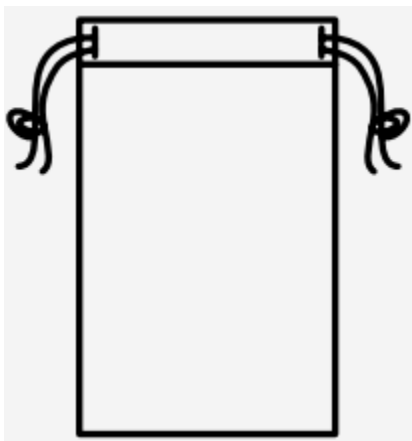
- MMic-U3 Microphone x1




- Hot Shoe x1



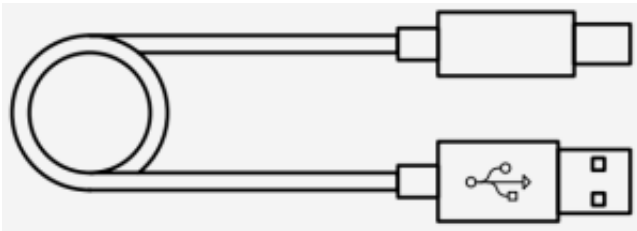
- Carrying Bag x1



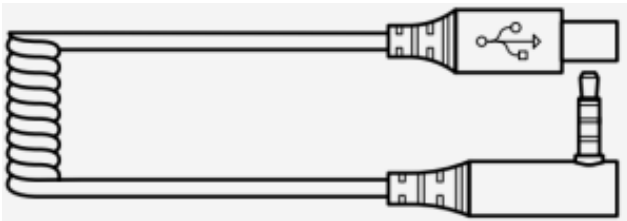
- Metal Plate x2



- **Charging Cable x1**



- **Type-C to 3.5mm TRRS Cable x1**



Operations

1. Power/Mute Button

Long press 2 seconds: Turn on/off the microphone

Short press: Switch on/off Mute function

2. Working Status Indicator

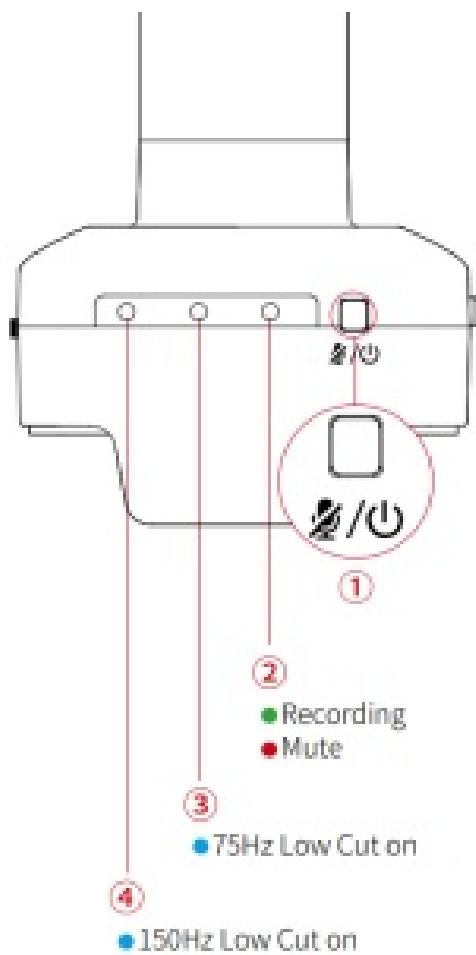
1. When the microphone is on, the indicator would stay on green.
2. When mute function is on, the indicator would turn red instead of green and turn back to green after turning off mute function.

3. 75Hz Low Cut Indicator

When turn on 75Hz Low Cut, the indicator stays on blue.

4. 150Hz Low Cut Indicator

When turn on 150Hz Low Cut, the indicator stays on blue.



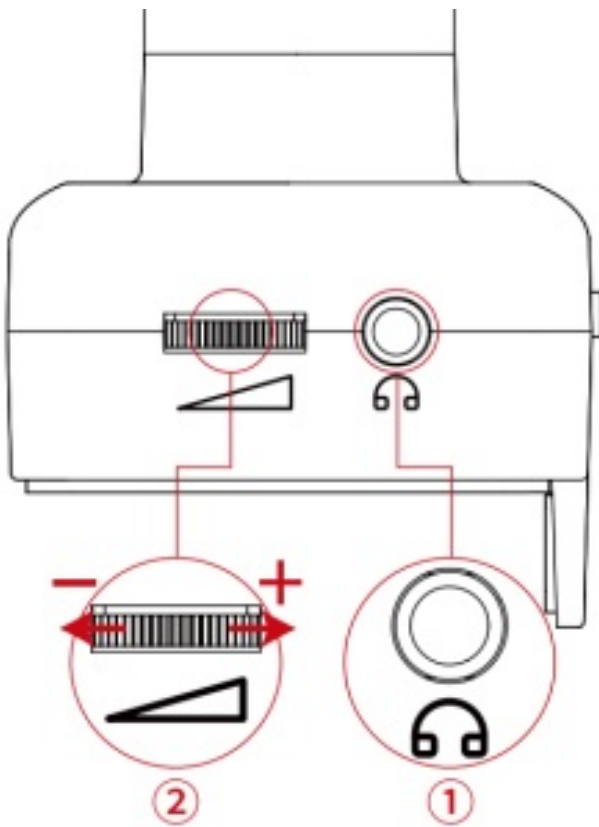
1. 3.5mm Monitoring Jack

Plug in the headphone (impedance under 100 Ω) for real-time recording monitoring.

2. Gain Control

Roll left: Decrease gain

Roll right: Increase gain



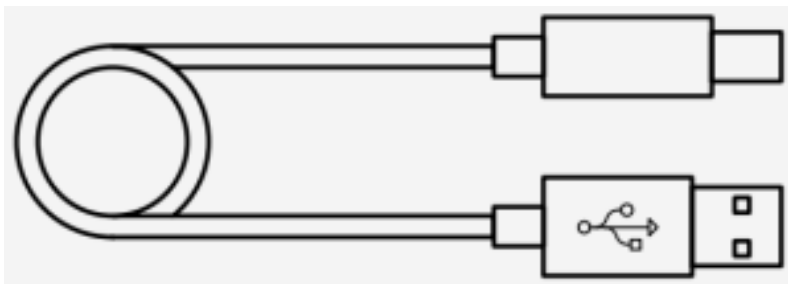
1. Low Cut

- Low cut off
- 75Hz Low cut on
- 150Hz Low cut on

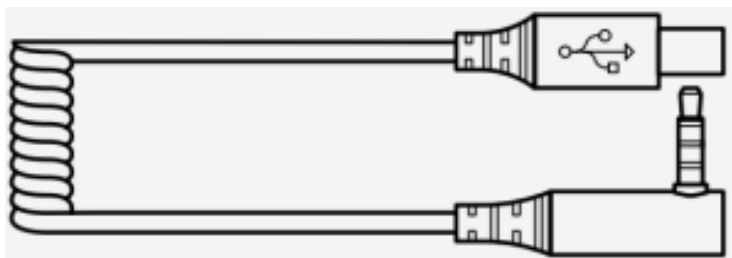
2. Type-C Port

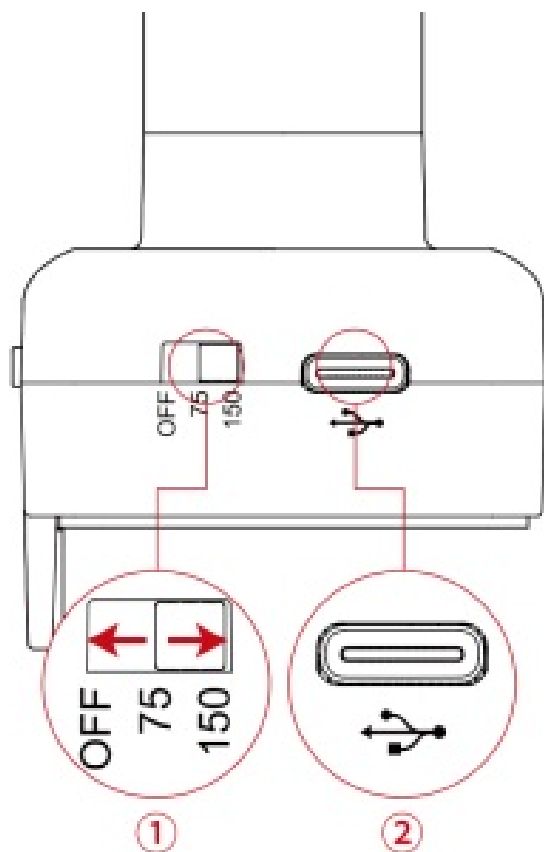
Charging: Connect with power supply via Charging Cable.

Output: Connect with devices via Type-C to TRRS Cable.



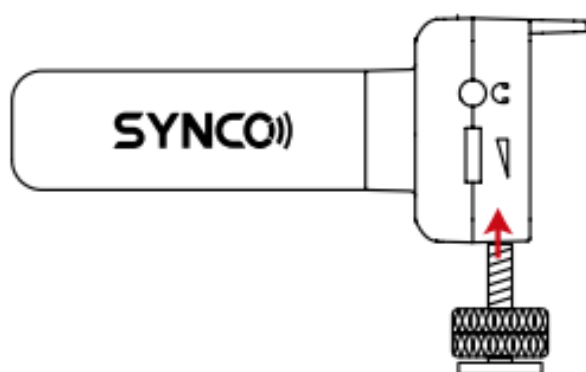
- When connected or disconnected through 3.5mm connector, the microphone would switch on/off automatically





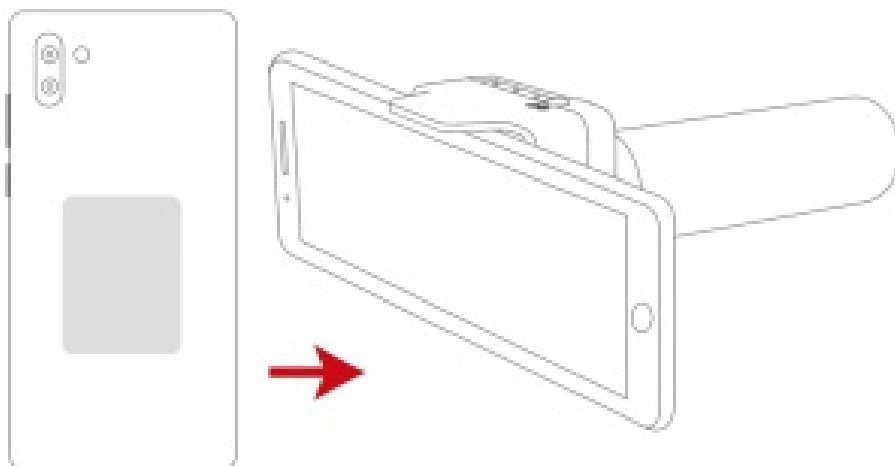
1. 1/4 Screw

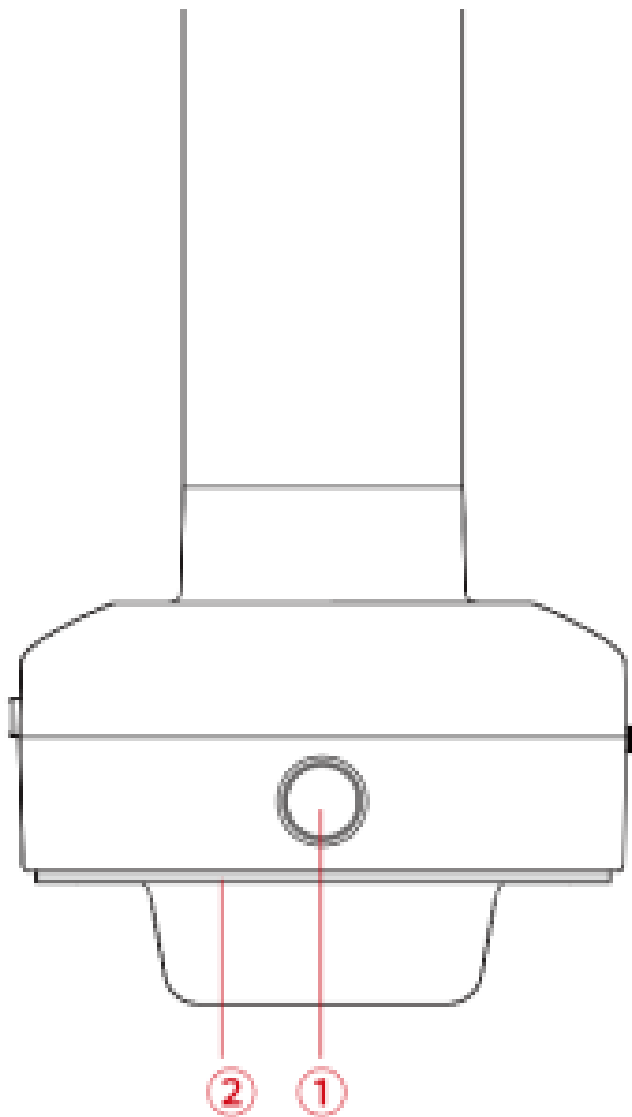
For device installation.



2. Magnetic Back

After putting the metal plate to phones and other surfaces, the microphone can get attached easily and firmly to the magnetic back.





Warranty

Warranty Period

Thank you for purchasing SYNCO products.

1. Customers are entitled to free replacement or repair service in case of quality defect(s) found in the product under normal use within 30 days upon receipt of the product.
2. Original SYNCO products are entitled to 12-month limited warranty service. The warranty period begins on the date of purchase of brand new, unused products by the first end-user.

Within the warranty period, if product defect or failure is attributable to material defection or technological problem, the defective product or defective part will be repaired or replaced without charge (service and materials fee).

Warranty Exclusions and Limitations

- Faults resulted from inappropriate use of a product without following its operation specification.
- Artificial damage, e.g. crash, squeeze, scratch, or soaking.
- Modifications to a product by its user or a third party without prior written consent of SYNCO, e.g. replacement of element or circuit, label alteration.

- The code on product is inconsistent with that of warranty certificate, or the code on the product or warranty certificate is altered or torn off.
- All consumable accessory attached to a product, like cable, wind muff, battery.
- Faults as a result of force majeure, such as fire, flood, lightning, etc.

Warranty Claim Procedure

- If failure or any problem occurs to your product after purchase, please contact a local agent for assistance, or you can always contact SYNCO's customer service through email at support@syncoaudio.com.
- Please retain your sales receipt and warranty certificate as proof of purchase.
- If any of these documents is missing, only sales return or chargeable service will be provided.
- If the SYNCO product is out of the warranty coverage, the service and the parts cost will be charged.

WARRANTY CERTIFICATE

WARRANTY CERTIFICATE			
Please register your warranty. Meanwhile, you are welcomed to contact us via Email: support@syncoaudio.com			
USER INFORMATION	Customer Name:		
	Phone Number:		
	Email:		
	Address:		
SALES INFORMATION	Sales Date:		
	Model:		
	Product Code:		
	Dealer:		
REPAIR RECORD	Service Date:		
	Technician:		
	Issue:		
RESULT	<input type="checkbox"/> Solved	<input type="checkbox"/> Unsolved	<input type="checkbox"/> Returned(Replaced)

Customer Support

Guangzhou Zhiying Technology Co., Ltd



Block 15th, No.200 Fangcun Avenue East, Liwan District, Guangzhou, China, 510000



support@syncoaudio.com




www.syncoaudio.com



<https://www.facebook.com/syncomicrophones>



Documents / Resources

	SYNCO MMic-U3 Microphone [pdf] User Manual MMic-U3, Microphone, MMic-U3 Microphone
---	---

Manuals+