



SYNCO Lavalier Microphone User Manual

[Home](#) » [SYNCO](#) » SYNCO Lavalier Microphone User Manual

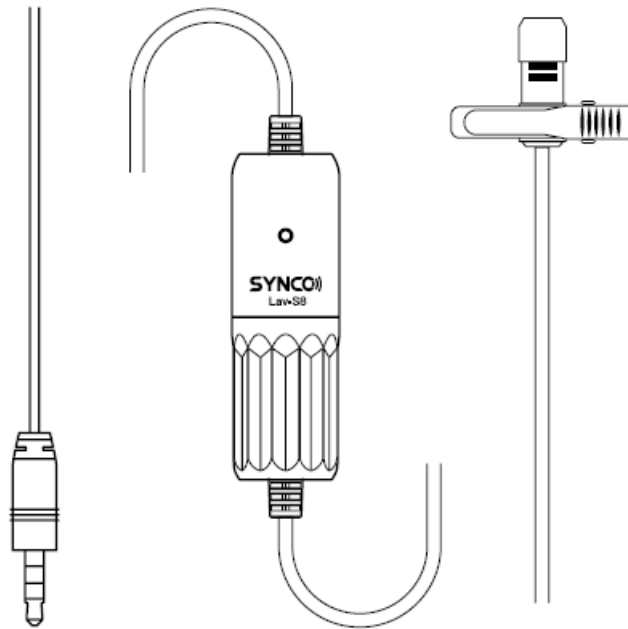
Contents [[hide](#)]

- 1 SYNCO
- 2 Lavalier Microphone User Manual
- 3 Caring For Your SYNCO Product
- 4 Operations
- 5 Battery Replacement
- 6 Specifications
- 7 Performance Parameter
- 8 Warranty
 - 8.1 Warranty Period
 - 8.2 Warranty Exclusions and Limitations
 - 8.3 Warranty Claim Procedure
- 9 Documents / Resources
 - 9.1 References
- 10 Related Posts

SYNCO

Lavalier Microphone User Manual

Microphone Lav-S8



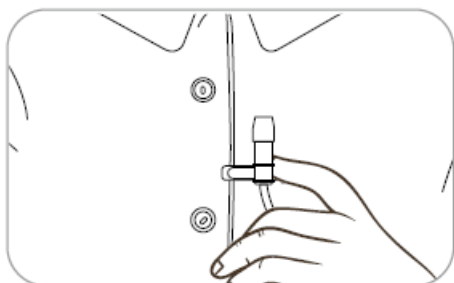
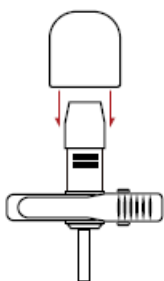
Thank you for choosing **SYNCO** product.

Please read this manual carefully before use and follow all instructions mentioned herein.

Caring For Your SYNCO Product

- Please keep the product in a dry, clean, dust-free environment.
- Keep corrosive chemicals, liquids and heat source away from the product to prevent mechanics damage.
- Use only a soft and dry cloth for cleaning the product.
- Malfunction may be caused by dropping, impact of external force.
- Do not attempt to disassemble the product. Doing so voids warranty.
- Please have the product checked or repaired by authorized technicians if any malfunctions happened.
- Failure to follow all the instructions may result in mechanics damage.
- Warranty does not apply to human errors.

Operations



1. The Use of Wind Muff

Please install the wind muff to the microphone for wind noise suppression

2. The Use of Microphone

- 1). Attach the mic to clothing via the tie clip.
- 2). Plug it into your devices' microphone jack.

Smartphone, Camera, Laptop	3.5mm Connector
iPhone 7 and subsequent Apple devices	Apple's Lighting Adapter (excluded)
Some of Android devices	Type-C Adapter (excluded)

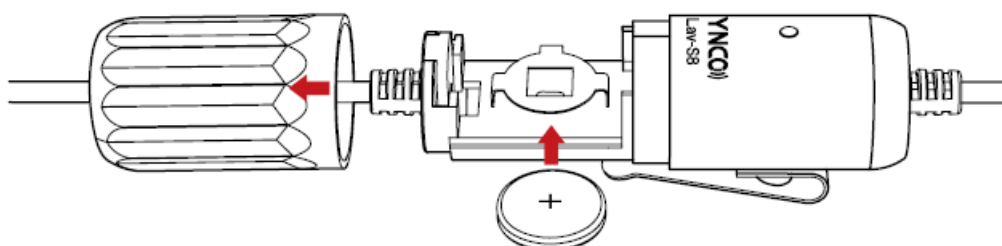
3. Indicator

	On	Off
Battery Power	High	Low
Working Status	Normal	Abnormal

4. Run the audio/video recording application in your device. (Note: Some android devices need the third-party applications to operate the microphone.)

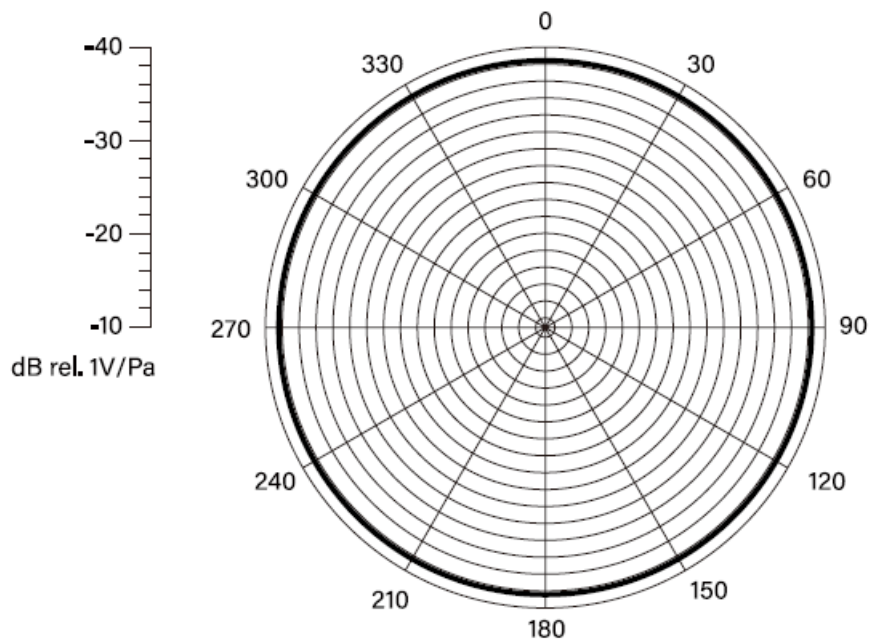
Battery Replacement

SYNCO Lav-S8 uses a replaceable CR1220 battery. Please install or replace the battery as shown below.



Specifications

1. Polar Pattern: Omni-directional



Performance Parameter

- **Transducer:** Electret Condenser
- **Frequency Response:** 50Hz-20KHz
- **Dynamic Range (Typical):** 117dB
- **Signal/Noise:** 75dB
- **Maximum Input Sound Level:** 135dB SPL (at 1 KHz)
- **Sensitivity:** -40 dB (± 3 dB, re 1V/Pa at 1 kHz)
- **Output Impedance:** 2.2K Ω
- **Audio Cable:** 8 Meters/26.2 Feet
- **Connector:** 3.5mm (1/8") 4-pole gold plug
- **Battery Type:** CR1220
- **Battery Life:** 800H
- **Dimensions:** 17×53mm
- **Material:** Plastic (Main Body)

Warranty

Warranty Period

Thank you for purchasing SYNCO products.

1. Customers are entitled to free replacement or repair service in case of quality defect(s) found in the product under normal use within 30 days upon receipt of the product.
2. Original SYNCO products are entitled to 12-month limited warranty service.

The warranty period begins on the date of purchase of brand new, unused products by the first end-user.

Within the warranty period, if product defect or failure is attributable to material defection or technological problem, the defective product or defective part will be repaired or replaced without charge (service and materials fee).

Warranty Exclusions and Limitations

- Faults resulted from inappropriate use of a product without following its operation specification
- Artificial damage, e.g. crash, squeeze, scratch, or soaking
- Modifications to a product by its user or a third party without prior written consent of SYNCO, e.g. replacement of element or circuit, label alteration
- The code on product is inconsistent with that of warranty certificate, or the code on the product or warranty certificate is altered or torn off
- All consumable accessory attached to a product, like cable, wind muff, battery
- Faults as a result of force majeure, such as fire, flood, lightning, etc.

Warranty Claim Procedure

- If failure or any problem occurs to your product after purchase, please contact a local agent for assistance, or you can always contact SYNCO's customer service through email at **support@syncoaudio.com**.
Please retain your sales receipt and warranty certificate as proof of purchase.
- If any of these documents is missing, only sales return or chargeable service will be provided.
- If the SYNCO product is out of the warranty coverage, the service and the parts cost will be charged.

WARRANTY CERTIFICATE

Please register your warranty. Meanwhile, you are welcomed to contact us
via Email: support@syncoaudio.com

USER INFORMATION

Customer Name:

Phone Number:

Email:

Address:

SALES INFORMATION

Sales Date:

Model:

Product Code:

Dealer:


REPAIR RECORD

Service Date:

Technician:

Issue:

Documents / Resources



[SYNCO Lavalier Microphone](#) [pdf] User Manual
Lavalier Microphone, Lav-S8

References

-  [SYNCO | Branded Microphone Manufacturer](#)