


SYITREN
R300 CD Player



SYITREN R300 CD Player Instruction Manual

[Home](#) » [syitren](#) » SYITREN R300 CD Player Instruction Manual 

Contents

- 1 SYITREN R300 CD Player
- 2 Switch machine
- 3 Play order
- 4 Bluetooth
- 5 Product parameters
- 6 FCC Statement
- 7 Disposal
- 8 Documents / Resources
 - 8.1 References

SYITREN

SYITREN R300 CD Player

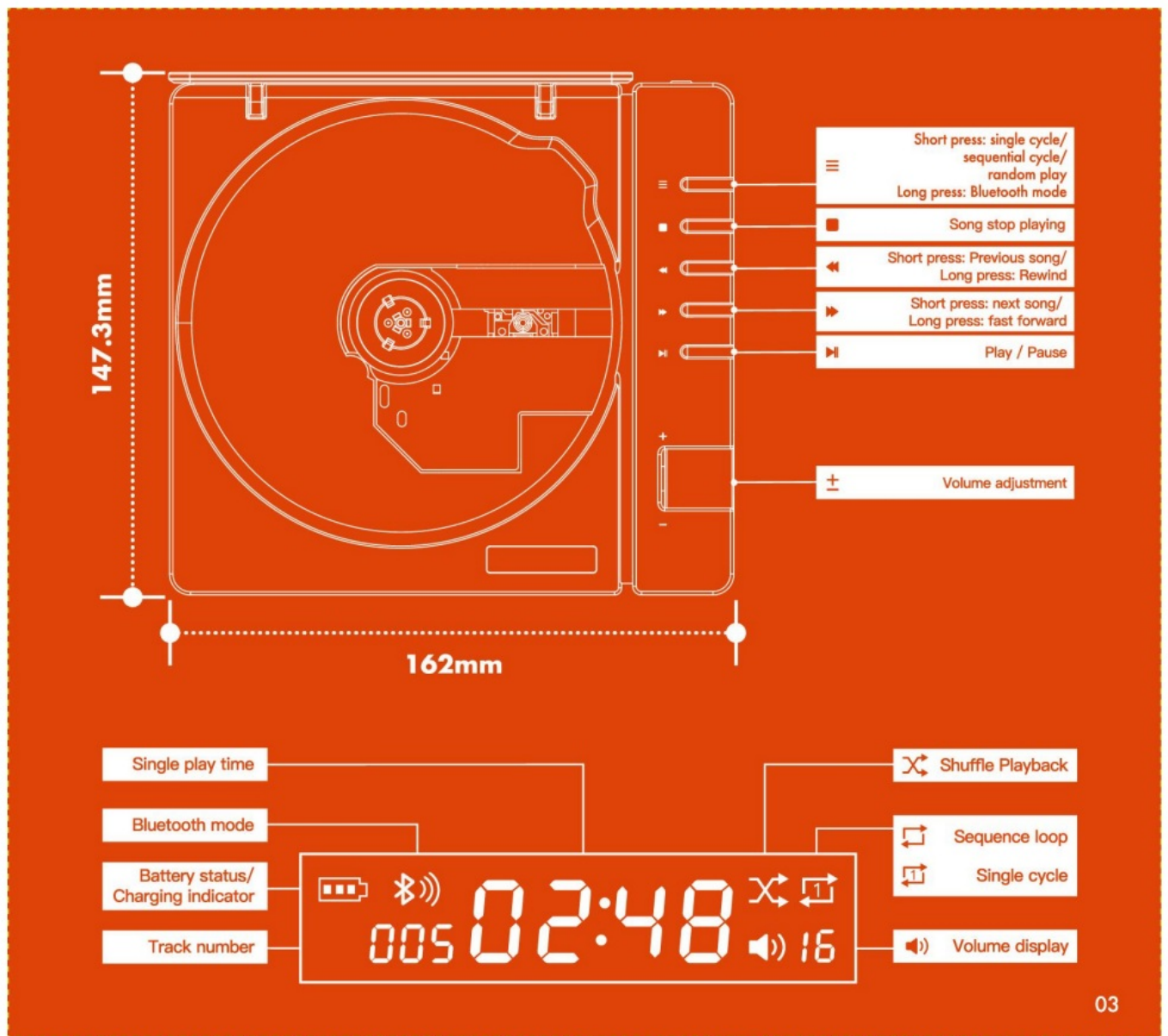


CD Play

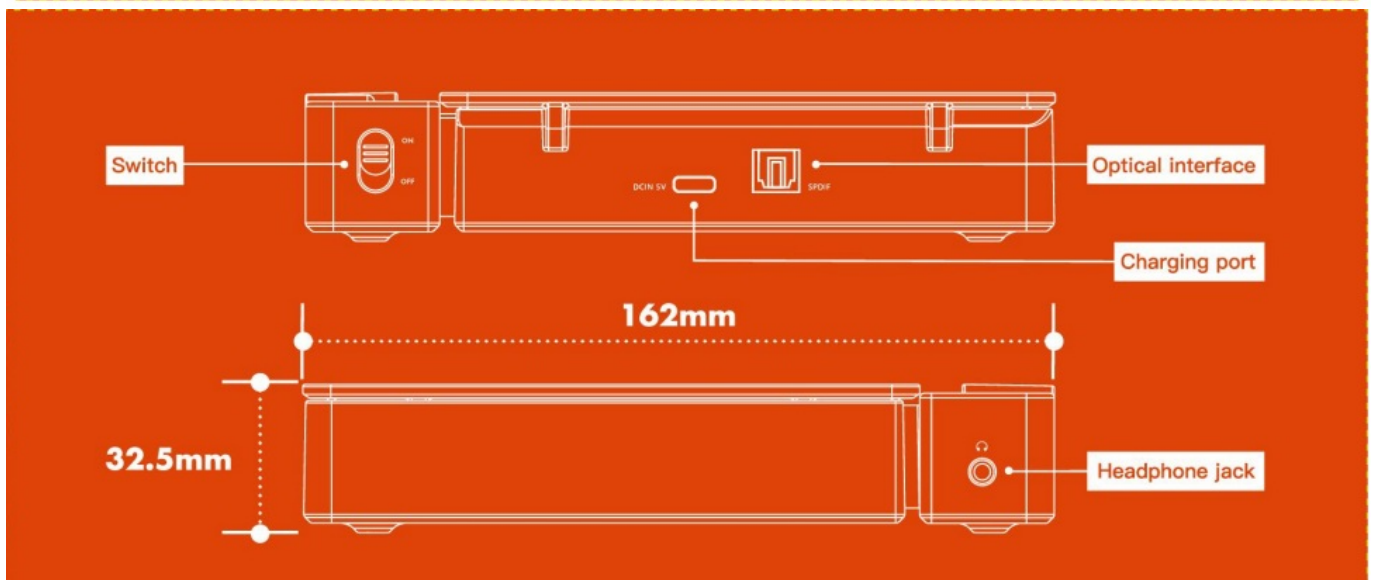
When using it for the first time, please remove the protective jam. The R300 can be played with the cover open. When not in use, it is recommended to close the lid to avoid dust. Do not forcibly stop the CD from spinning during playback. Short press the j button, and the disc will stop playing. Press the j button again to start playing the first song.

Switch machine

Toggle the switch to TONJ to power on, and the display screen lights up. (toggle switch to TOFF] means shutdown). After booting, if no disc is inserted, the screen displays NO CD, after inserting the CD, short press. Press the TH button to play again.



03



Play order

Short press the F=1 button to switch the cycle mode (the default is to play all in sequence when starting up, Enter standby mode after playing). I Single cycle — sequence loop —X, Shuffle Playback

Powered by

R300 built-in rechargeable battery, please use the included power cord to charge, (This machine does not come with a plug, it is recommended to use a 5V / 2A plug. Plug in the power cord to charge, toggle the switch to TONJ, and the power icon will Hash. When fully charged, the power icon is always on.

Output Interface

R300 supports a 3.5mm audio output, which can be connected to audio equipment, earphones, and other equipment by itself. The R300 supports SPIF optical fiber interface (after the 3.5mm audio cable is inserted, the optical out closes).

Bluetooth

Bluetooth is off by default when booting up, long press the “Ej button to turn on the Bluetooth function, The Bluetooth icon on the display flashes, and the device enters a searchable state. Will need to be paired. The device (bluetooth speaker, bluetooth headset, etc.) is set to bluetooth search mode. Bluetooth The icon is always on, the device is successfully connected, and music can be played.

Product parameters

Bluetooth version:	5.3VER	Full charge time:	≤3H
Supported disc formats:	CD/CD-R/CD-RW	Output Power:	11mW
Supported audio formats:	CD/MP3/WAV/WMA	Battery capacity:	2000mAh
Decoding chip model:	AB5305U	Power parameters:	DC 5V/2A
SNR:	80dB	Charging interface type:	TYPE-C
Audio output interface:	3.5mm/SPDIF	Product Size:	162mmx147.3mmx32.5mm
Audio output thrust:	280mV	Product Weight:	0.4KG
Full charge can be used for a long time:	≥6H		

Precautions

1. To avoid the risk of fire and electric shock, do not expose this device to rain or moisture.
2. Only use accessories specified by the manufacturer.
3. This device is only suitable for non-tropical climate conditions.
4. Do not place any liquid-filled items (such as vases) on this product, and water drops and splashes are strictly prohibited.
5. Do not block the opening of this product. Before connecting, please check whether there is any foreign matter on the port, whether the plug matches the interface, and whether the direction is correct.
6. Keep away from heat sources (such as radiators, stoves, and other equipment that generate heat sources).
7. Do not disassemble the device casing without authorization. If disassembly is required, please contact professional maintenance personnel for maintenance.
8. Please do not look directly at the laser head to avoid eye damage.

FCC Statement

This device complies with Part 15 of the FCC rules. Operation is subject to the following two conditions: 1) this device may not cause harmful interference, and 2) this device must accept any interference received, including interference that may cause undesired operation.

Note: This equipment has been tested and found to comply with the limits for a Class B digital device, under part

15 of the FCC Rules. These limits are designed to provide reasonable protection against harmful interference in a residential installation.

This equipment generates uses and can radiate radio frequency energy and, if not installed and used by the instructions, may cause harmful interference to radio communications. However, there is no guarantee that interference will not occur in a particular installation. If this equipment does cause harmful interference to radio or television reception, which can be determined by turning the equipment off and on, the user is encouraged to try to correct the interference by one or more of the following measures:

- Reorient or relocate the receiving antenna.
- Increase the separation between the equipment and the receiver.
- Connect the equipment to an outlet on a circuit different from that to which the receiver is connected.
- Consult the dealer or an experienced radio/TV technician for help.

Changes or modifications not expressly approved by the party responsible for compliance could void the user's authority to operate the equipment.

Radiation Exposure Statement

This device complies with FCC RF radiation exposure limits set forth for an uncontrolled environment. RF Exposure Information The device has been evaluated to meet general RF exposure requirements. The device can be used in portable exposure conditions without restriction.


Disposal

Disposal of the Product

Under no circumstances should you dispose of this product in normal domestic waste. This product is subject to the provisions of European Directive 2012/19/EUD- dispose of this product via an approved disposal company or your municipal waste facility. Please observe currently applicable regulations. Please contact your waste disposal center if you need any further information This product's packaging is made from environmentally friendly material and can be disposed of at your local recycling plant.

Compatible with BLUETOOTH 'devices. Compatible with iPod, iPhone, and iPad. iPod, iPad, and iPhone are registered trademarks of Apple Inc. in the United. States and other countries/regions. BLUETOOTH 'text mark and micro mark are registered trademarks of Blue- tooth SIG, Inc. Shenyang Shengyuan Electronic Commerce Co., Ltd www.syitren.com service@syitren.com
Made in China

Documents / Resources

	<p>SYITREN R300 CD Player [pdf] Instruction Manual 2BFHV-R300, 2BFHVR300, r300, R300 CD Player, R300, CD Player, Player</p>
---	---

References

- [User Manual](#)

Manuals+. Privacy Policy

This website is an independent publication and is neither affiliated with nor endorsed by any of the trademark owners. The "Bluetooth®" word mark and logos are registered trademarks owned by Bluetooth SIG, Inc. The "Wi-Fi®" word mark and logos are registered trademarks owned by the Wi-Fi Alliance. Any use of these marks on this website does not imply any affiliation with or endorsement.