



sygonix 2798783 Rewireable Socket with Lock Instruction Manual

[Home](#) » [Sygonix](#) » sygonix 2798783 Rewireable Socket with Lock Instruction Manual 

sygonix®

2798783 Rewireable Socket with Lock
Instruction Manual



Operating Instructions

Contents

- 1 2798783 Rewireable Socket with Lock
- 2 Intended use
- 3 Delivery contents
- 4 Latest product information
- 5 Description of symbols
- 6 Safety instructions
- 7 Wiring
- 8 Operation
- 9 Cleaning and care
- 10 Disposal
- 11 Technical data
- 12 Documents / Resources
 - 12.1 References

2798783 Rewireable Socket with Lock

Rewireable Socket with Lock
Item no: 2798783



<http://www.conrad.com/downloads>

Intended use

The product is a rewireable socket with locking mechanism to help prevent accidental disconnection.

The product is intended for indoor use only. Do not use it outdoors.

Contact with moisture must be avoided under all circumstances.

If you use the product for purposes other than those described, the product may be damaged.

Improper use can result in short circuits, fires, electric shocks or other hazards.

The product complies with the statutory national and European requirements.

For safety and approval purposes, you must not rebuild and/or modify the product.

Read the operating instructions carefully and store them in a safe place. Make this product available to third parties only together with the operating instructions.

All company names and product names are trademarks of their respective owners. All rights reserved.

Delivery contents

- Product
- Operating instructions

Latest product information

Download the latest product information at www.conrad.com/downloads or scan the QR code shown. Follow the

instructions on the website.

Description of symbols

The following symbols are on the product/appliance or are used in the text:



The symbol warns of hazards that can lead to personal injury.



This product must only be used in dry, enclosed indoor areas. It must not become damp or wet, as this may cause a fatal electric shock!

Safety instructions

Read the operating instructions carefully and especially observe the safety information. If you do not follow the safety instructions and information on proper handling, we assume no liability for any resulting personal injury or damage to property. Such cases will invalidate the warranty/guarantee.

5.1 General

- The product is not a toy. Keep it out of the reach of children and pets.
- Do not leave packaging material lying around carelessly. This may become dangerous playing material for children.
- If you have questions which remain unanswered by this information product, contact our technical support service or other technical personnel.
- Maintenance, modifications and repairs must only be completed by a technician or an authorised repair centre.

5.2 Handling

- Handle the product carefully. Jolts, impacts or a fall even from a low height can damage the product.

5.3 Operating environment

- Do not place the product under any mechanical stress.
- Protect the appliance from extreme temperatures, strong jolts, flammable gases, steam and solvents.
- Protect the product from high humidity and moisture.
- Protect the product from direct sunlight.

5.4 Operation

- Consult an expert when in doubt about the operation, safety or connection of the product.
- If it is no longer possible to operate the product safely, take it out of operation and protect it from any accidental use. DO NOT attempt to repair the product yourself. Safe operation can no longer be guaranteed if the product:
 - is visibly damaged,
 - is no longer working properly,
 - has been stored for extended periods in poor ambient conditions or
 - has been subjected to any serious transport-related stresses.

5.5 Connected devices

- Also observe the safety and operating instructions of any other devices which are connected to the product.

5.6 Electrical installation

WARNING! Safety hazard!

The product should only be installed by people with relevant electrical knowledge and experience! *)

If it is not installed properly, you risk:

- your own life
- the life of user of the electrical device
- severe damage to property, e.g., by fire
- personal liability for personal injury and material damage

Always consult an electrician!

*) Technical knowledge required to perform the installation:

For the installation, the following specialist knowledge is required in particular:

- The “Five safety rules”: Disconnect from the mains; protect against accidental switch-on; ensure there is no voltage; earth and short-circuit; cover or protect adjacent live parts
- Use of suitable tools, measuring devices and personal protective equipment, where necessary
- Analysis of measurement results
- Use of electrical installation materials to meet the requirements for disconnection
- IP protection ratings
- Installation of electrical installation materials
- Type of power supply (TN system, IT system, TT system) and the corresponding connection criteria (classic earthing, protective earthing, necessary additional measures etc.)

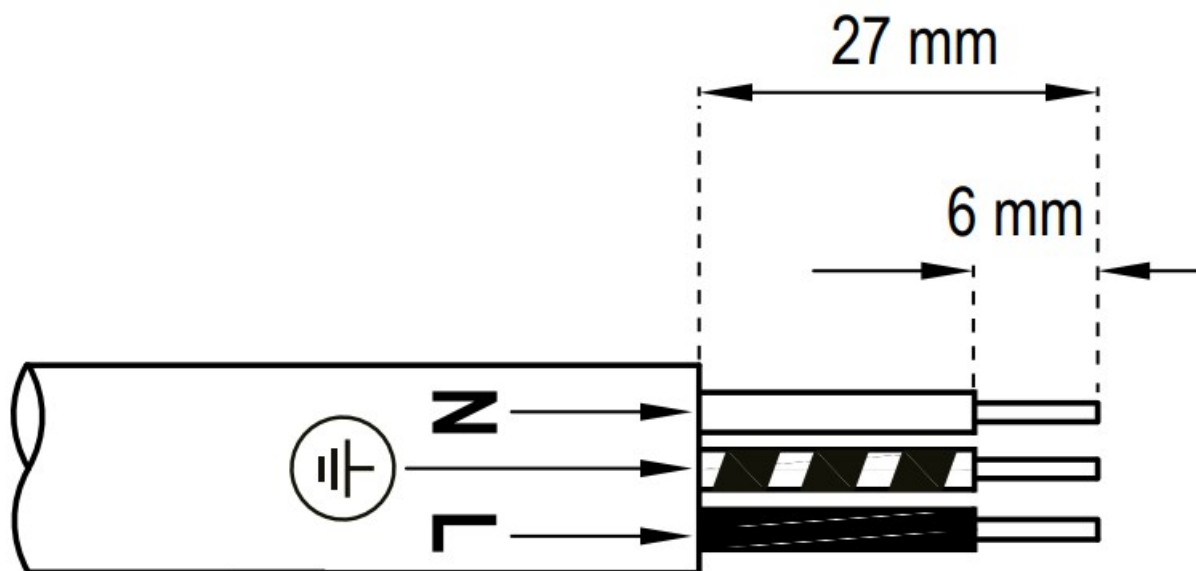
If you are not a professional, do not do it yourself, have it performed by a specialist.

5.7 Sockets

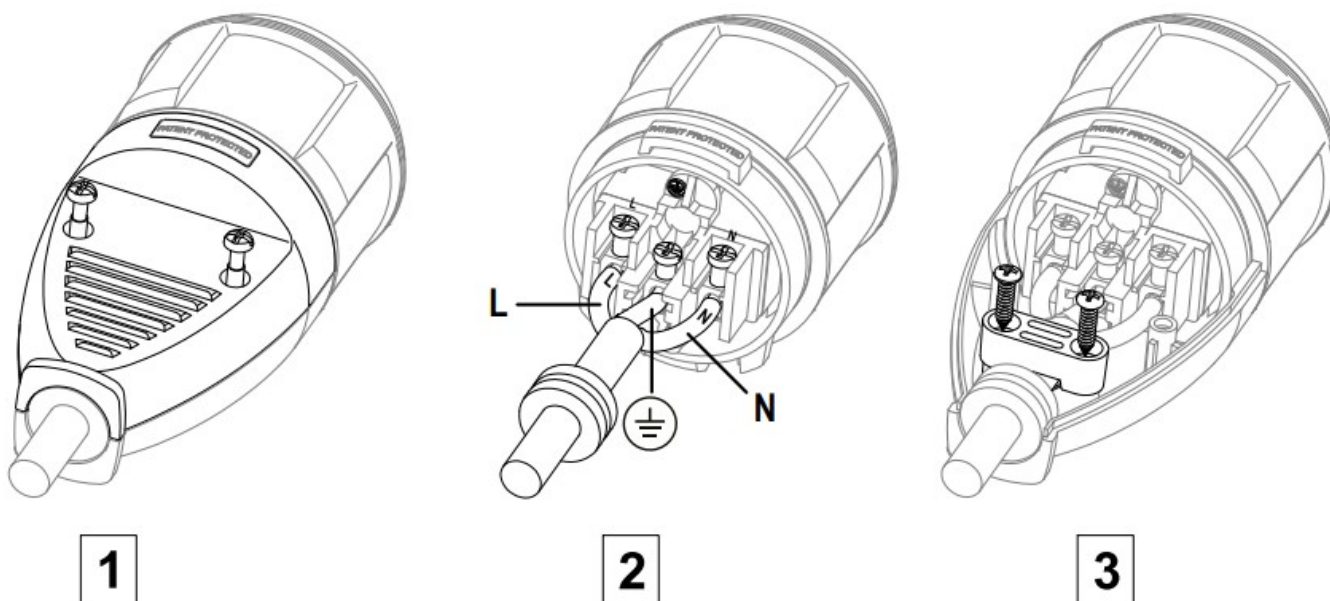
- The product is equipped with an enhanced protection against accidental contact. An integrated mechanism will release the holes of the receptacle only, if the two prongs of a power plug are inserted into the two holes at once.
- Take special caution when children are around. Children cannot recognize the danger arising from the incorrect use of electrical devices. There is a risk of a life-threatening electric shock!

Wiring

■ Strip the wires as shown.



Route the cable, connect the wires, and fasten the screws as shown.

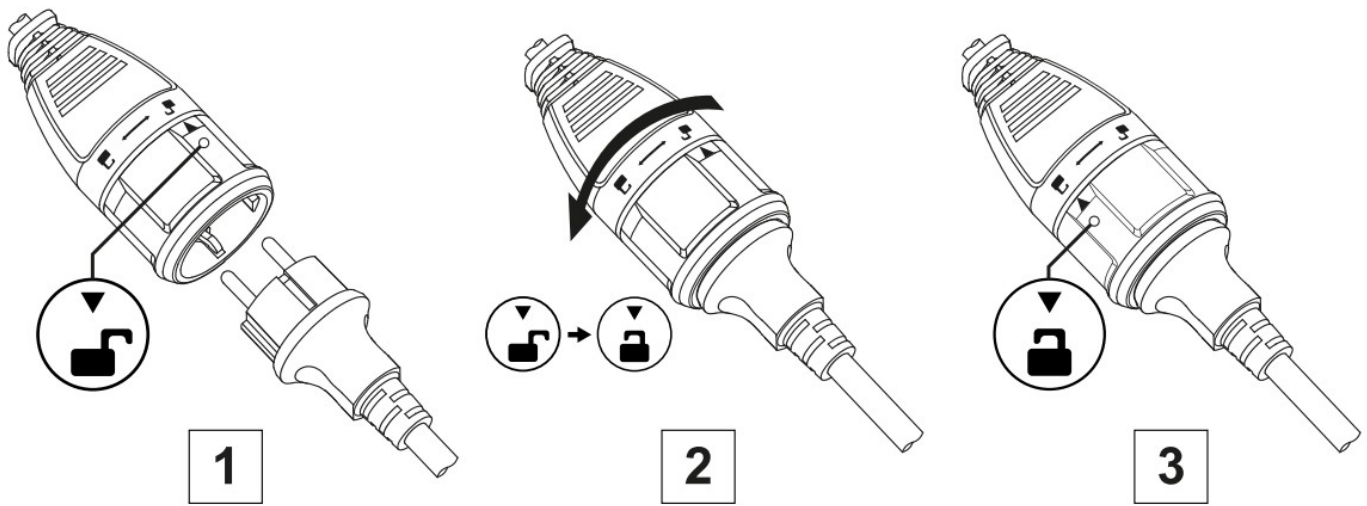


Operation

The socket is equipped with a locking mechanism that can be engaged by rotating the collar.

1. Insert a suitable plug.
2. Rotate the locking collar.

The socket and plug are locked together.



Cleaning and care

Important:

- Do not use aggressive cleaning agents, rubbing alcohol or other chemical solutions. They damage the housing and can cause the product to malfunction.
- Do not immerse the product in water.

1. Disconnect the product from the power supply.
2. Clean the product with a dry, fibre-free cloth.

Disposal



This symbol must appear on any electrical and electronic equipment placed on the EU market. This symbol indicates that this device should not be disposed of as unsorted municipal waste at the end of its service life.

Owners of WEEE (Waste from Electrical and Electronic Equipment) shall dispose of it separately from unsorted municipal waste. Spent batteries and accumulators, which are not enclosed by the WEEE, as well as lamps that can be removed from the WEEE in a non-destructive manner, must be removed by end users from the WEEE in a non-destructive manner before it is handed over to a collection point.

Distributors of electrical and electronic equipment are legally obliged to provide free takeback of waste. Conrad provides the following return options free of charge (more details on our website):

- in our Conrad offices
- at the Conrad collection points
- at the collection points of public waste management authorities or the collection points set up by manufacturers or distributors within the meaning of the ElektroG

End users are responsible for deleting personal data from the WEEE to be disposed of.

It should be noted that different obligations about the return or recycling of WEEE may apply in countries outside of Germany.

Technical data

Rating 250 V, 16 A
 Power max. 3680 W
 Cable inlet..... 3-wire max. \varnothing 9 mm (1.5 mm²)

Ingress protection IP20
Enhanced protection against accidental contact..... Yes
Operating / storage conditions..... -5 to +40 °C, ≤85 % RH (non-condensing)
Dimensions (L x W x H)..... 100 x 51 x 51 mm
Weight 94 g


This is a publication by Conrad Electronic SE, Klaus-Conrad-Str. 1, D-92240 Hirschau (www.conrad.com).
All rights including translation reserved. Reproduction by any method (e.g. photocopying, microfilming or the capture in electronic data processing systems) requires prior written approval from the editor. Reprinting, also in part, is prohibited.
This publication reflects the technical status at the time of printing.

sygonix®

Copyright by Conrad Electronic SE.

*2798783_V1_0523_dh_mh_en 841019659-2 I1/O1

Documents / Resources

	<p>sygonix 2798783 Rewireable Socket with Lock [pdf] Instruction Manual 2798783 Rewireable Socket with Lock, 2798783, Rewireable Socket with Lock, Rewireable Socket, Socket</p>
--	--

References

- [Conrad Electronic » Your Sourcing Platform](#)
- [Conrad Electronic » Your Sourcing Platform](#)
- [Download center](#)