



# SwitchBot Thermometer and Hygrometer Plus User Manual

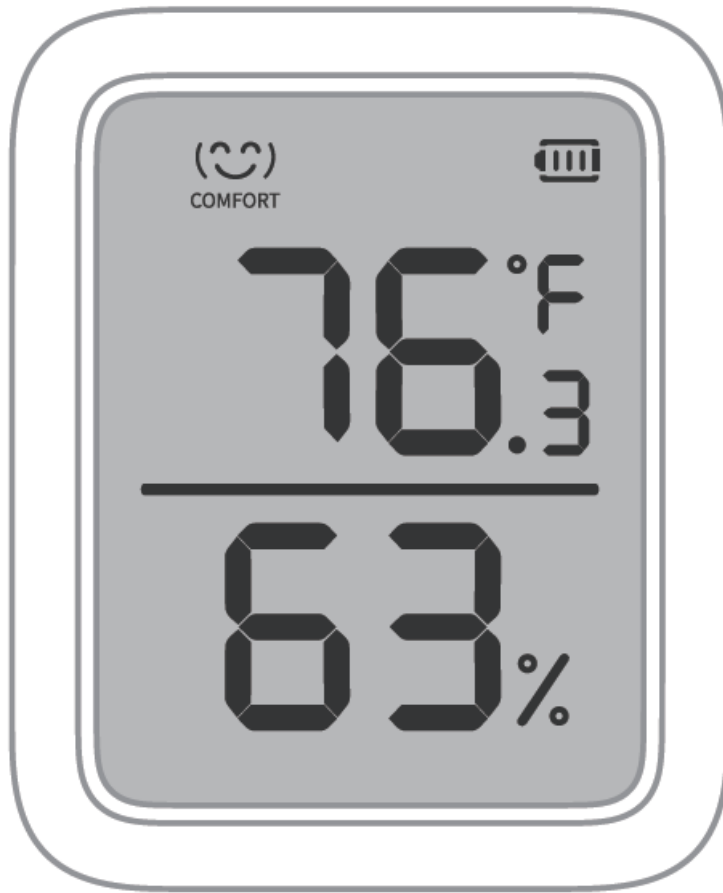
[Home](#) » [SwitchBot](#) » SwitchBot Thermometer and Hygrometer Plus User Manual 

## Contents

- [1 SwitchBot Thermometer and Hygrometer Plus](#)
- [2 Package Contents](#)
- [3 Name of Parts](#)
- [4 How to Install](#)
- [5 Change the Temperature Unit](#)
- [6 Firmware Upgrade](#)
- [7 Reset to Factory Settings](#)
- [8 Remote Access](#)
- [9 Specifications](#)
- [10 FAQs](#)
- [11 Contact & Support](#)
- [12 FCC Statement](#)
- [13 Documents / Resources](#)
- [14 Related Posts](#)

# SwitchBot

SwitchBot Thermometer and Hygrometer Plus



## Package Contents



Thermometer and  
Hygrometer Plus



AAA Batteries x 2  
(included)

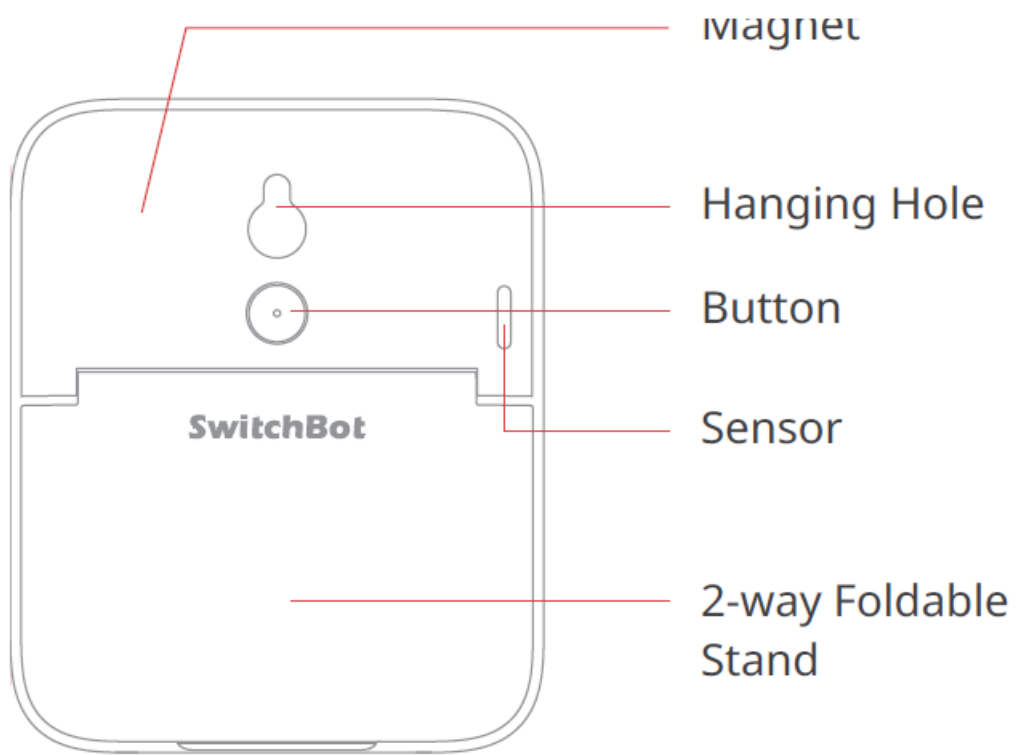


Add-on 3M Metal Plate

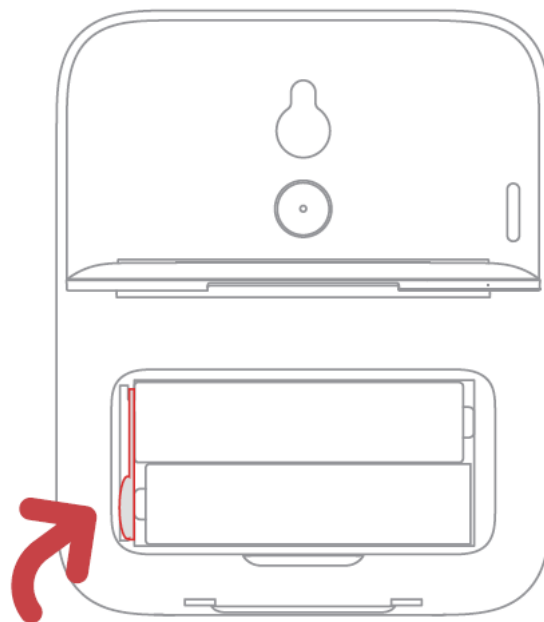


User Manual

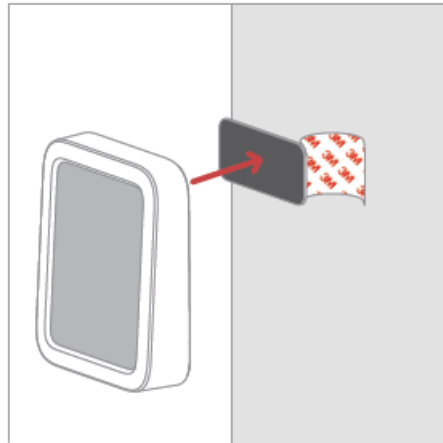
## Name of Parts



## How to Install



1. Remove the insulation sheet at the back of the batteries. The device will turn on automatically.



2. To install on non-metal surfaces, peel off the sticker from the back of the metal plate and stick it on a surface. Then, put the device onto the metal surface so that the magnet can hold them together.



iOS 11.0+



Android 5.0+

3. Download the SwitchBot app.
4. Open SwitchBot app and register for a SwitchBot account or sign in directly if you have an account. Add the device to your account.

### **Change the Temperature Unit**

Press the button once to change the temperature unit, hold 2 seconds to add the device.

### **Battery Exchange**

Remove the stand from the device and open the battery case cover. Take the batteries out and insert 2 AAA batteries as required and put the battery case cover back.

### **Firmware Upgrade**

For better user experience, we suggest you to upgrade to the latest version.

## Reset to Factory Settings

Hold the button on the back for 15 seconds to reset to factory settings.

## Setting Alert

You can set up temperature/humidity alert on the device. It will send notifications to your phone via Bluetooth.

## Comfort Settings

You can customize your comfort in the app to adapt to different users, its default settings is human comfort.

## Remote Access

If you have a SwitchBot Hub Plus/Mini (sold separately), you can monitor the device remotely and history data will be synced to SwitchBot's server. Please enable Cloud Services first while using with a Hub Plus/Mini.

## Scenes

If you have a SwitchBot Hub Plus/Mini (sold separately), you can create automation or scenes with this device. You can turn on/off SwitchBot devices and home appliances triggered by temperature/humidity thresholds.

## Voice Control

If you have a SwitchBot Hub Plus/Mini (sold separately), you can receive humidity/ temperature data using Amazon Alexa, Google Assistant, Siri or more. Enable Cloud Services before using voice control.

## Works with IFTTT

If you have a SwitchBot Hub Plus/Mini (sold separately), you can turn on/off SwitchBot devices and home appliances triggered by temperature/humidity using IFTTT.

## History Data

On History Page, you can view the temperature/humidity data in the interactive graphs. Tap on a specific point on the graph to see data at a specific moment.

## Export Data

On History Page, click Export Data below the graphs to save the data as a csv file.

## Specifications

- **Model Number:** W2301500
- **Size:** 79 x 65 x 22 mm (3.1 x 2.5 x 0.9 in)
- **Weight:** 64 g (2.3 oz)
- **Material:** ABS
- **Color:** White

- **Connectivity:** BLE 4.2 or above, communication range up to 120 m (roughly 394 ft)
- **Compatibility:** iOS 11.0+ / Android 5.0+
- **Battery:** AAA x 2
- **Battery Life:** Approx. 1 year
- **Resolution:** 0.1 °C or 0.1 °F, 1 6RH
- **Measuring Range:** -20 to 80 °C (-4 to 176 °F), 0 to 99 %RH
- **Typical Temperature Accuracy:** -20 to 0 °C (-4 to 32.0 °F) [:0.4°C/0.7°F]
  - 0 to 65 °C (32 to 149 °F) (+0.2°C/0.4°F)
  - 65 to 80 °C (149 to 176 °F) [E0.3°C / 0.5°F]
- **Typical Humidity Accuracy:** 10 to 90 %RH (+2 %) 0 to 10 % and 90 to 99 %RH: (+4 %)

## FAQs



Please visit <https://support.switch-bot.com/hc/en-us/categories/1500002074102-Meter> for more information, or scan the QR code below.

## Return and Refund Policy

SwitchBot Thermometer and Hygrometer Plus has a one-year warranty which begins from the date of purchase. The following situations are not included in the Return and Refund Policy

- Intended damage or abuse.
- Inappropriate storage (drop down or soaking in water).
- Modify or repair of product.
- Natural wearing of product.
- Natural disasters.

## Contact & Support

**Setup and Troubleshooting:** [support.switch-bot.com](https://support.switch-bot.com)

**Support Email:** [support@wondertechlabs.com](mailto:support@wondertechlabs.com)

**Feedback:** If you have any concern or problem when using our product, please kindly send feedback from the Profile > Feedback page in the SwitchBot app.

## FCC Statement

This device complies with Part 15 of the FCC Rules. Operation is subject to the following two conditions

1. This device may not cause harmful interference.
2. This device must accept any interference received, including interference that may cause undesired operation.


**NOTE:** This equipment has been tested and found to comply with the limits for a Class B digital device, pursuant to part 15 of the FCC Rules. These limits are designed to provide reasonable protection against harmful interference in a residential installation. This equipment generates uses and can radiate radio frequency energy and, if not installed and used in accordance with the instructions, may cause harmful interference to radio communications. However, there is no guarantee that interference will not occur in a particular installation. If this equipment does cause harmful interference to radio or television reception, which can be determined by turning the equipment off and on, the user is encouraged to try to correct the interference by one or more of the following measures

- Reorient or relocate the receiving antenna.
- Increase the separation between the equipment and the receiver.
- Connect the equipment into an outlet on a circuit different from that to which the receiver is connected.
- Consult the dealer or an experienced radio/TV technician for help

**NOTE:** The manufacturer is not responsible for any radio or TV interference caused by unauthorized modifications to this equipment.

Such modifications could void the user's authority to operate the equipment. This equipment complies with FCC radiation exposure limits set forth for an uncontrolled environment. This equipment should be installed and operated with a minimum distance of 20 cm between the radiator and your body. This transmitter must not be co-located or operating in conjunction with any other antenna or transmitter.

## Documents / Resources

	<a href="#">SwitchBot Thermometer and Hygrometer Plus</a> [pdf] User Manual Thermometer and Hygrometer Plus, Hygrometer Plus, Thermometer
---	--