



SwitchBot Bot Iconic Button Presser User Manual

[Home](#) » [SwitchBot](#) » SwitchBot Bot Iconic Button Presser User Manual

SwitchBot Bot Iconic Button Presser User Manual



The product user guide contains product features, how to use, and the operating procedure. Read the user manual carefully to get the best experience and avoid unnecessary damage. Keep this manual for future reference. If you have any questions or comments about the device, please contact the customer line.

✉ www.alza.co.uk/kontakt

☎ +44 (0)203 514 4411

Importer Alza.cz a.s., Jankovcova 1522/53, Holešovice, 170 00 Prague 7, www.alza.cz

Contents [[hide](#)]

- 1 In The Box
- 2 Getting Started
- 3 Add to SwitchBot Account
- 4 Voice Control
- 5 Replace the Battery
- 6 Warranty Conditions
- 7 Documents / Resources
 - 7.1 References
- 8 Related Posts

In The Box

Bot (CR2 battery included)



User manual



2 adds-ons

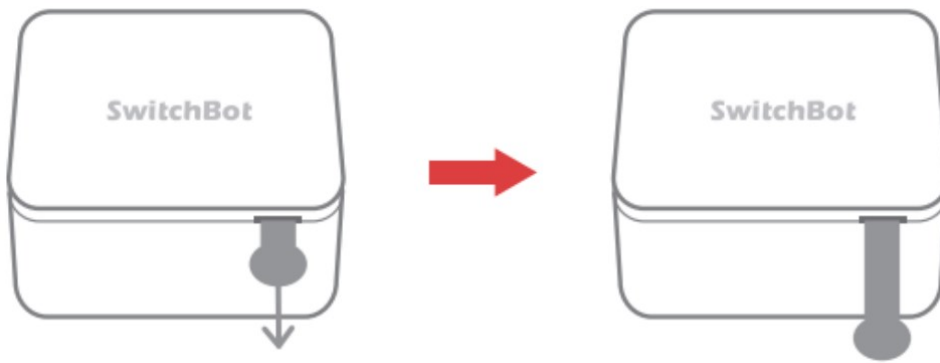


1 spare sticker



Getting Started

- Remove the plastic battery isolation



- Download the SwitchBot app.

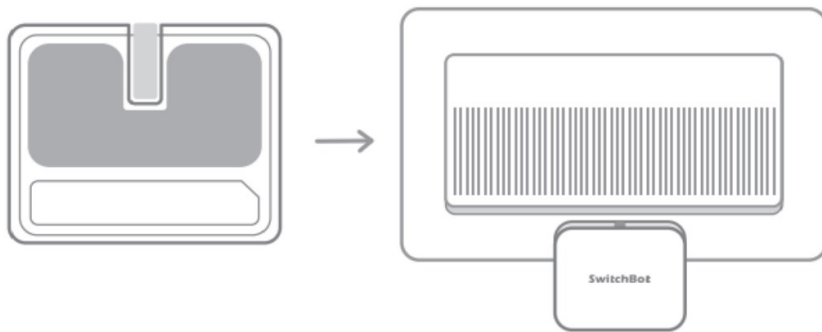


- Enable Bluetooth on your smartphone.



- Open the SwitchBot app and tap the Bot icon on the Home page to control it. If the Bot icon does not appear, swipe down to refresh the page.
- Install Bot near the switch using the sticker.

Note: Make sure the surface is clean and dry before applying the sticker. Then wait for at least 24 hours for the adhesiveness to take effect.



Add to SwitchBot Account

Create a SwitchBot account and sign in from the app's Profile page. Then add Bot to your account.

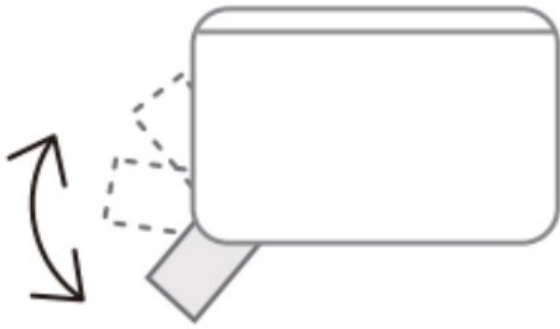
Learn more at: [support.switch-bot.com/hc/en-us/articles/ 360037695814](https://support.switch-bot.com/hc/en-us/articles/360037695814)



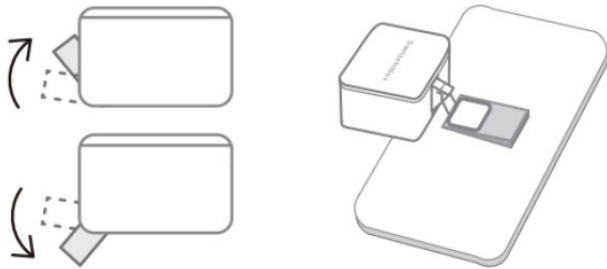
Mode

The execution mode of Bot can be changed on the Settings page in the app.

Press mode: for push button or one-way control switches



Switch mode: for push and pull switch (for use with add-ons)



Voice Control

- Alexa, turn on the living room light.*
- Hey Siri, make me a coffee.**
- OK Google, turn off the bedroom light.*

* Bot's alias set in the SwitchBot app.

**Personalized phrase recorded in Siri Shortcuts.

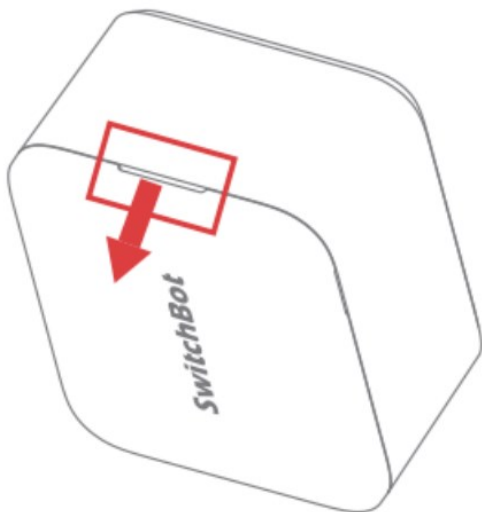
If you have a SwitchBot Hub Mini (sold separately), you can control Bot remotely using voice control services*

*Enable Cloud Services first before using voice control services. Learn more at: support.switch-bot.com/hc/en-us/sections/360005960714



Replace the Battery

1. Prepare a CR2 battery.
2. Remove the cover from the notch on the side of the device.
3. Replace the battery.
4. Install the cover back on the device.

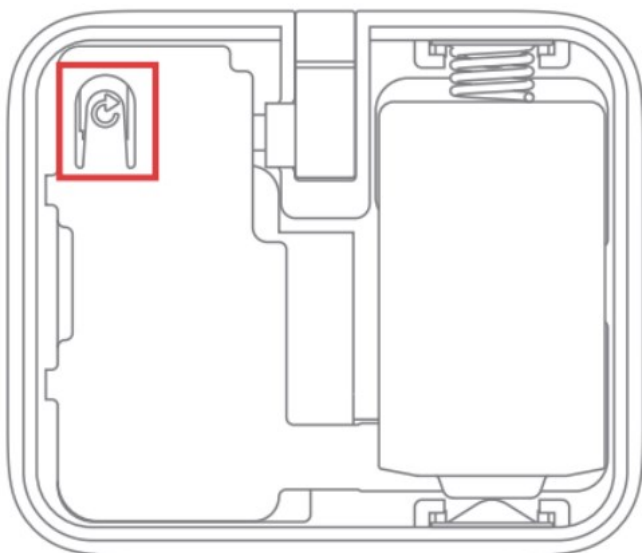


Learn more at: support.switch-bot.com/hc/en-us/articles/3600



Reset the Device

Remove the cover and press the reset button, the device's password, mode and timer will be restored to the factory state.



Caution

- Only for use in dry rooms. Do not use your device near sinks or other wet locations.
- Do not expose your SwitchBot to steam, extreme heat or cold. For example, do not plug in your SwitchBot near any heat sources such as space heaters, heater vents, radiators, stoves, or other things that produce heat.
- Your SwitchBot is not intended for use with medical or life support equipment.
- Do not use your SwitchBot to operate equipment where inaccurate timing or accidental on/off commands could be dangerous (e.g. saunas, sunlamps, etc.).
- Do not use your SwitchBot to operate equipment where the continuous or unsupervised operation could be dangerous (e.g. stoves, heaters, etc.).

Warranty Conditions

A new product purchased in the Alza.cz sales network is guaranteed for 2 years. If you need repair or other services during the warranty period, contact the product seller directly, you must provide the original proof of purchase with the date of purchase.

The following are considered to be a conflict with the warranty conditions, for which the claimed claim may not be recognized:

- Using the product for any purpose other than that for which the product is intended or failing to follow the instructions for maintenance, operation and service of the product.
- Damage to the product by a natural disaster, the intervention of an unauthorized person or mechanically through the fault of the buyer (e.g. during transport, cleaning by inappropriate means, etc.).
- Natural wear and aging of consumables or components during use (such as batteries, etc.).
- Exposure to adverse external influences, such as sunlight and other radiation or electromagnetic fields, fluid intrusion, object intrusion, mains overvoltage, electrostatic discharge voltage (including lightning), faulty supply or input voltage and inappropriate polarity of this voltage, chemical processes such as used power supplies, etc.
- If anyone has made modifications, modifications, alterations to the design or adaptation to change or extend

the functions of the product compared to the purchased design or use of non-original components.

EU Declaration of Conformity

Identification data of the manufacturer's / importer's authorized representative:

Importer: Alza.cz a.s.

Registered office: Jankovcova 1522/53, Holešovice, 170 00 Prague 7

CIN: 27082440

Subject of the declaration:

Title: Bot

Model / Type: SwitchBot

The above product has been tested in accordance with the standard(s) used to demonstrate compliance with the essential requirements laid down in the Directive(s):

Directive No. (EU) 2014/53/EU

Directive No. (EU) 2011/65/EU as amended 2015/863/EU

Prague, 9.12.2021



WEEE

This product must not be disposed of as normal household waste in accordance with the EU Directive on Waste Electrical and Electronic Equipment (WEEE – 2012/19 / EU).

Instead, it shall be returned to the place of purchase or handed over to a public collection point for the recyclable waste. By ensuring this product is disposed of correctly, you will help prevent potential negative consequences for the environment and human health, which could otherwise be caused by inappropriate waste handling of this product. Contact your local authority or the nearest collection point for further details. Improper disposal of this type of waste may result in fines in accordance with national regulations.



SwitchBot

SwitchBot








Bot

User Manual • 日本語版 manual •
Svenska manual • Français manuel •
Deutschhandbuch • Manual de utilizare

SwitchBot Bot Iconic Button Presser [pdf] User Manual

Bot, Bot Iconic Button Presser, Iconic Button Presser, Button Presser

References

-  [Alza.sk – rýchly a pohodlný nákup odkiaľkoľvek | alza.sk](https://alza.sk)
-  alza.at
-  alza.co.uk
-  alza.de
-  alza.fr
-  alza.hu
-  alza.sk