



SVEN PS-95 Portable Speaker System with Bluetooth User Manual

[Home](#) » [SVEN](#) » SVEN PS-95 Portable Speaker System with Bluetooth User Manual 

SVEN PS-95 Portable Speaker System with Bluetooth User Manual

SVEN[®]

**Portable Speaker System
with Bluetooth**

USER MANUAL



PS-95

www.sven.fi

www.sven.fi

Congratulations on your purchase of the SVEN speaker system!

COPYRIGHT

© 2021. SVEN PTE. LTD. Version 1.0 (V 1.0).

This Manual and information contained in it are copyrighted. All rights reserved.

Contents

- 1 BUYER RECOMMENDATIONS**
- 2 APPLICATION**
- 3 PACKAGE CONTENTS**
- 4 SPECIAL FEATURES**
- 5 Speaker system description**
- 6 CONNECTION AND OPERATION**
- 7 OPERATION MODES**
- 8 TECHNICAL SPECIFICATIONS**
- 9 Documents / Resources**
- 10 Related Posts**

BUYER RECOMMENDATIONS

- Unpack the device carefully. Make sure there are no accessories left in the box. Check up the device for damage; if the product was damaged during transportation, address the firm which carried out the delivery; if the product functions incorrectly, address the dealer at once.
- Shipping and transportation equipment is permitted only in the original container.
- Does not require special conditions for realization.
- Dispose of in accordance with regulations for the disposal of household and computer equipment.
- Due to battery self-discharge during the storage, the product may not turn on immediately. In this case, it is recommended to connect the charger to the speaker and wait for the work recovery.

APPLICATION

SVEN PS-95 portable multimedia speaker system with Bluetooth is designed for operation with PC, notebooks and other mobile devices by means of data transfer via Bluetooth protocol.

PACKAGE CONTENTS

- Speaker system — 1 pc
- USB to micro USB power cable — 1 pc
- Carabine — 1 pc
- User Manual — 1 pc
- Warranty card — 1 pc

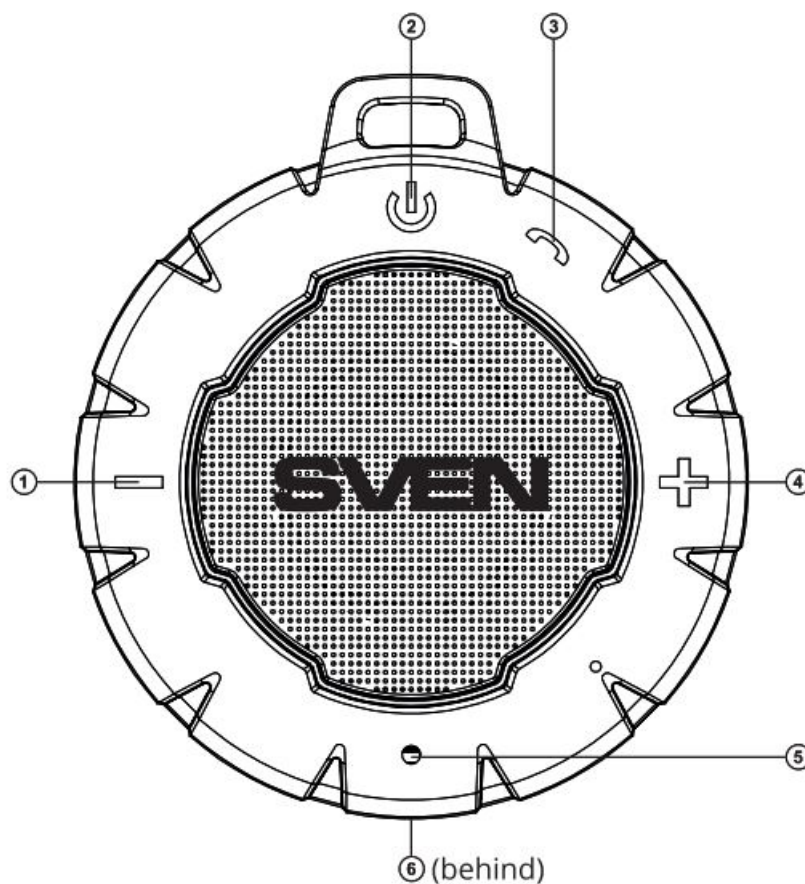
SPECIAL FEATURES

- Bluetooth wireless signal transmission.
- Effective multi-colored lighting.

- Wireless connection of two speakers to one source.
- Waterproof (IP×7).

Speaker system description

1. Volume decrease button (short pressing); Previous track (long pressing)
2. POWER button (long pressing); Connecting an additional speaker (short pressing)
3. Answer an incoming call/call reset on incoming call; Play/Pause button (short pressing); Disconnect from device (long pressing)
4. Volume increase button (short pressing); Next track (long pressing)
5. Indicator
6. Micro USB jack for charger connecting Speaker system to laptop/PC USB port



CONNECTION AND OPERATION

Attention! The built-in battery must be charged completely prior to the application

Speaker system battery charging

- Connect speaker system to a USB port of PC or USB charger using micro USB to USB cable (included). During battery charging the indicator e is red. Indicator e goes out when the battery is charged.
- The battery is used in the speaker system as an integral part of the device, therefore do not try to extract or replace it, because this can result in the warranty cancellation or the device damage.

OPERATION MODES

Bluetooth mode

- Wireless data transfer via the Bluetooth protocol enables to connect speaker system to compatible devices. Maximum radius of action of data transfer is 10 m. Such obstacles as walls or other electronic devices can interfere with the signal transfer.
- Turn on the speaker in Bluetooth mode.
- It is necessary to select the search mode of devices with Bluetooth on a signal source (telephone, notebook, smartphone, etc.). «SVEN PS-95», message will be displayed on the screen which is to be connected to*.
- When connection is successful, there will be a short beep and the indication of the search mode on speaker system is over**.

* You might have to enter «0000» code to connect some models of devices via Bluetooth.

** If the item has been already registered in the device list of a source, then the second search mode activation is not obligatory. Choose the item name «SVEN PS-95» and the «connect» command on the source.

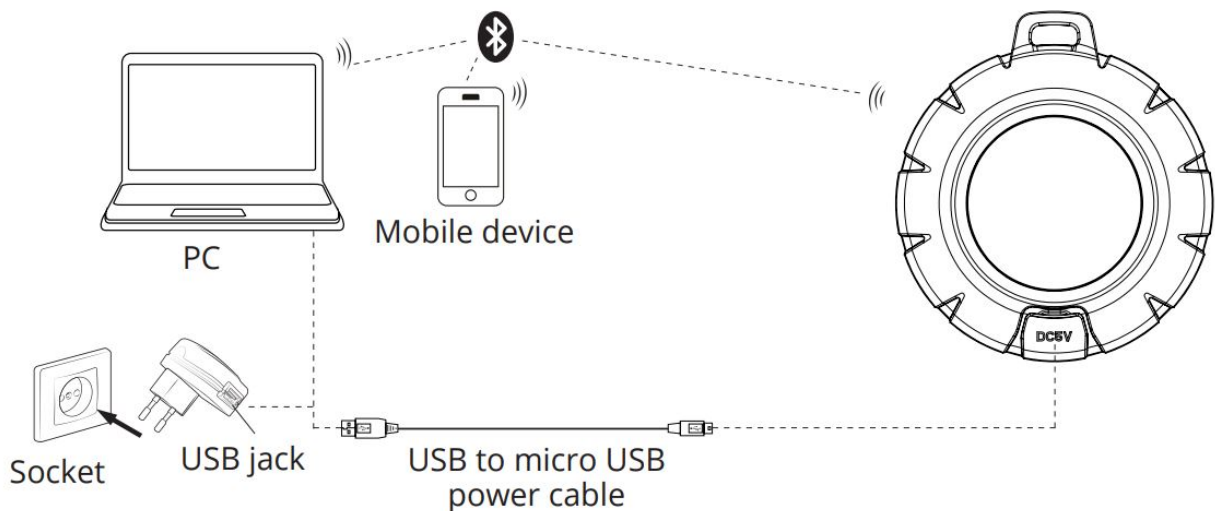


Fig. 2. Connection diagram

Connecting an additional speaker

For model PS-95 you can connect an additional speaker:


- Make sure both of PS-95 are without any Bluetooth connection;
- Turn on both speakers (long press b);
- On one of the speakers, press button b. The speakers will connect with each other;
- Connect speaker to source of signal by Bluetooth.

Note. At the subsequent inclusion of both speakers, they will be connected automatically.

Backlight

- To change the backlight mode and turn the backlight on/off, briefly press the buttons «-» a and «+» d.

TECHNICAL SPECIFICATIONS

Parameter, measurement unit	Value
Frequency response, Hz	100–20 000
Output power (RMS), W	7
Membrane, mm	Ø 40
Radius of operation Bluetooth, m	up to 10
Battery capacity, mA*h	1000
Power supply	USB  5V
Weight, g	180
Dimensions, mm	94 × 104 × 44


Notes. Technical specifications given in this table are supplemental information and cannot give occasion to claims. Technical specifications and package contents are subject to change without notice due to the improvement of SVEN production.

Manufacturer: SVEN PTE. LTD, 176 Joo Chiat Road, № 02-02, Singapore, 427447. Produced under the control of Oy Sven Scandinavia Ltd. 15, Kotolahdentie, Kotka, Finland, 48310. Made in China.

® Registered Trademark of Oy SVEN Scandinavia Ltd. Finland.



Documents / Resources



[**SVEN PS-95 Portable Speaker System with Bluetooth**](#) [pdf] User Manual
PS-95, Portable Speaker System with Bluetooth