

Contents [[hide](#)]

- [1 SURESHADE CCD-0009169 Bluetooth Controller](#)
- [2 Specifications](#)
- [3 Product Usage Instructions](#)
- [4 PAIRING MOBILE DEVICE TO SURESHADE BLUETOOTH CONTROLLER](#)
- [5 FAQs](#)
- [6 Documents / Resources](#)
 - [6.1 References](#)



SURESHADE CCD-0009169 Bluetooth Controller



Specifications

- Model: SureShade Bluetooth Controller
- Version: CCD-0009169 REV. 05.28.2025
- Pairing Mode Duration: 120 seconds

Product Usage Instructions

1. Download the SureShade Control App (Not SureShade Bimini) from your app store.
2. Open the SureShade Control App on your mobile device.
3. Press the Connection button within the app.
4. Tap on 'Add SureShade' to initiate the pairing process.
5. The Bluetooth controller will enter pairing mode for 120 seconds upon power application.
6. Click on 'Pair' within the app to connect to the controller.
7. Two versions may be displayed based on your controller version; select the appropriate one.

PAIRING MOBILE DEVICE TO SURESHADE BLUETOOTH CONTROLLER

NOTE:

- Bluetooth controllers are indicated with a BLUE sticker across the front of the box. If the sticker is ORANGE, the box is operated with a key fob and not Bluetooth.
- Actuators must be connected when pairing a device to the Bluetooth Controller

1. Download the SureShade Control App (Not SureShade Bimini)

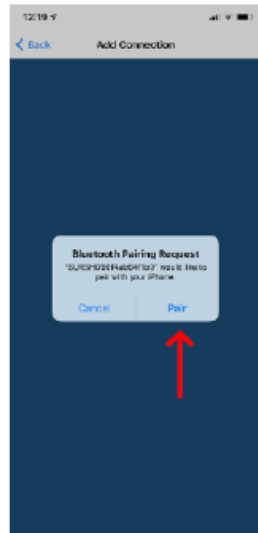


2. Open the SureShade Control App and press the "Connection" button.
3. Press "Add SureShade"

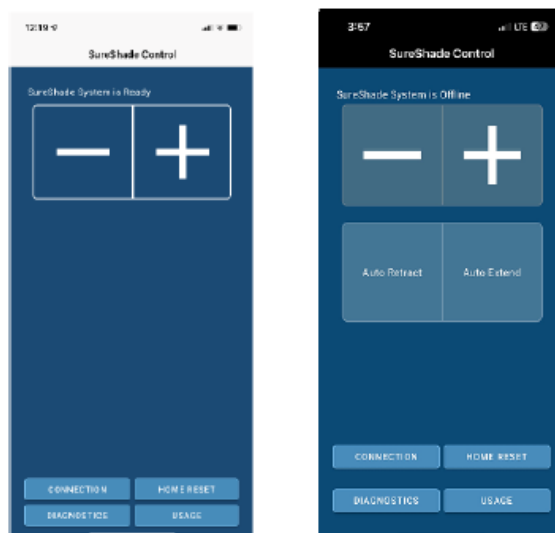


4. The controller will be in open pairing mode for 120 seconds after power is applied.
- Afterward, you can cycle power or press the rocker switch Retract 3 times in a row. The ATX controller (21-pin connector type) will display the actual serial # on the controller on the screen
 - **NOTE:** In previous versions, the number shown will in no way identify with the controller.

5. Press Pair



6. 2 versions will be displayed based on the version control you have.
- The first one is the previous BT controller (3 grey cables extending from the box)
 - Second is the ATX controller (Newest version 21 21-pin connector), which will have the addition of the Auto Extend and Auto Retract buttons.



CCD-0009169 REV. 05.28.2025

1900 47TH TERRACE EAST, BRADENTON, FL 34203

- PHONE: [877-333-8323](tel:877-333-8323)
- INTERNATIONAL: [215-673-2307](tel:215-673-2307)

FAQs

- **Q: What should I do if I cannot find the SureShade Control App?**

A: Make sure you are searching for “SureShade Control” and not “SureShade Bimini” in your app store. If you still cannot find it, contact customer support for assistance.


- **Q: How do I know if the pairing was successful?**

A: Once the pairing is successful, you will see a confirmation message on the app, and the controller status should indicate a connected state.

- **Q: Can I pair multiple mobile devices to the same Bluetooth controller?**



A: Yes, you can pair multiple mobile devices to the same Bluetooth controller, but only one device can be activated at a time.

Documents / Resources

	<p>SURESHADE CCD-0009169 Bluetooth Controller [pdf] Installation Guide CCD-0009169 Bluetooth Controller, CCD-0009169, Bluetooth Controller, Controller</p>
---	---

References

- [User Manual](#)

 SURESHADE
  Bluetooth Controller, CCD-0009169, CCD-0009169 Bluetooth Controller, controller, SURESHADE

Leave a comment

Your email address will not be published. Required fields are marked *

Comment *

Name

Email

Website

☐ Save my name, email, and website in this browser for the next time I comment.

Post Comment

Search:

e.g. whirlpool wrf535swhz

Search

Manuals+ | Upload | Deep Search | Privacy Policy | @manuals.plus | YouTube

This website is an independent publication and is neither affiliated with nor endorsed by any of the trademark owners. The "Bluetooth®" word mark and logos are registered trademarks owned by Bluetooth SIG, Inc. The "Wi-Fi®" word mark and logos are registered trademarks owned by the Wi-Fi Alliance. Any use of these marks on this website does not imply any affiliation with or endorsement.