

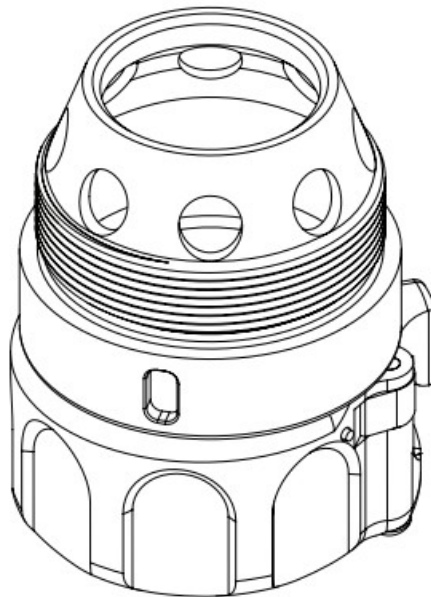


FAST-ATTACH HUB Fits Surefire Socom Adapters User Manual

[Home](#) » [SUREFIRE](#) » FAST-ATTACH HUB Fits Surefire Socom Adapters User Manual 



**FAST-ATTACH® HUB
FITS SUREFIRE SOCOM ADAPTERSC**



**18300 MT. BALDY CIRCLE
FOUNTAIN VALLEY, CA 92708-6122**

WWW.SUREFIRE.COM

71-01-1171

REV A

01-2025

USER MANUAL

Contents

- 1 INTRODUCTION
- 2 INCLUDED IN PACKAGING
- 3 REQUIRED TOOLS
- 4 INSTALLATION INSTRUCTIONS
- 5 SUPPRESSOR ALIGNMENT
- 6 PROPER ALIGNMENT
- 7 OUT OF ALIGNMENT
- 8 REMOVAL
- 9 DISCLAIMER
- 10 WARRANTY CLAIMS
- 11 Documents / Resources
 - 11.1 References

INTRODUCTION

The SureFire Fast-Attach® Hub was designed for, and attaches to, SOCOM compatible muzzle adapters for 5.56mm and 7.62mm weapons. This ingenious device, with a 1 3/8-24 thread, converts most .30 / 7.62mm and .223 / 5.56mm caliber thread-on suppressors and accessories to QD by attaching to the weapon's muzzle adapter via a SureFire patented Fast-Attach mechanism.

INCLUDED IN PACKAGING

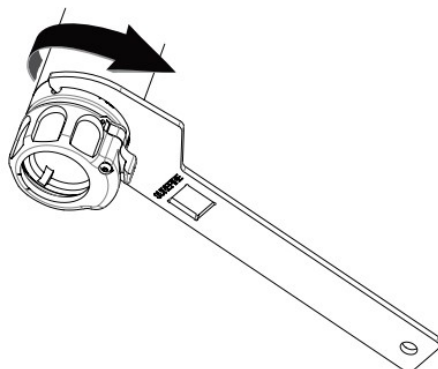
- Hub Adapter
- User Manual

REQUIRED TOOLS

- SureFire Spanner Tool, part number Z-72636 (sold separately)
- Torque Driver (min 20 lb.-ft.)

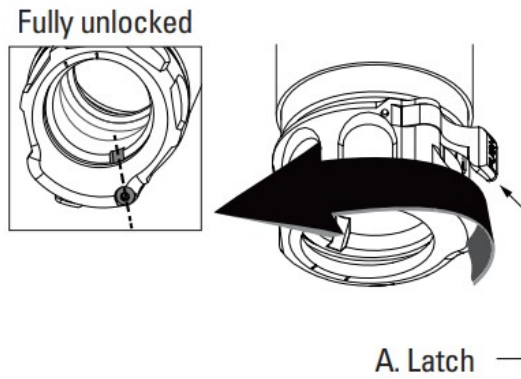
INSTALLATION INSTRUCTIONS

1. Referring to your suppressor user manual, remove the existing rear cap from the suppressor.
2. Fasten SureFire Fast-Attach Hub into the rear of the suppressor by hand, ensuring not to cross-thread.
3. Using the SureFire Spanner Tool (sold separately), hook the tool end into the notches on the hub. Torque to 35 lb.-ft.

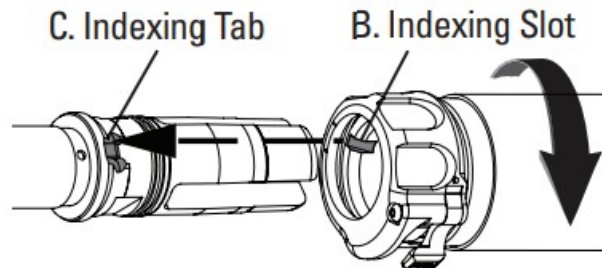


4. Open the lock ring by pressing down on the latch (A) and rotate until it stops and is fully unlocked (when

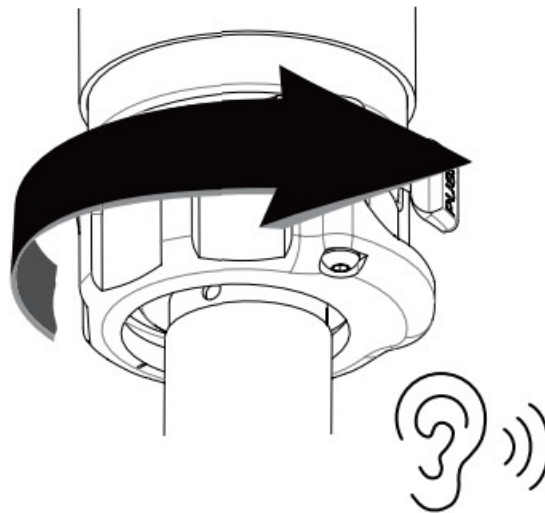
unlocked, the screw should line up with the indexing slot).



5. Slide suppressor over adapter and rotate until the suppressor drops; the indexing slot (B) should seat onto the adapter indexing tab (C). The suppressor should no longer rotate when fully seated.



6. Tighten the lock ring until rotation stops. Audible clicks should be heard while tightening.



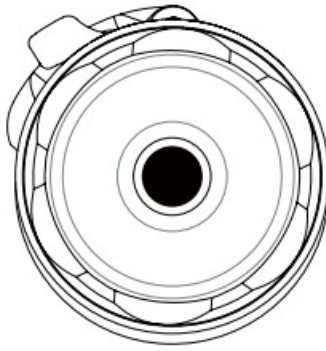
*Continued instructions on reverse side of this user manual

SUPPRESSOR ALIGNMENT

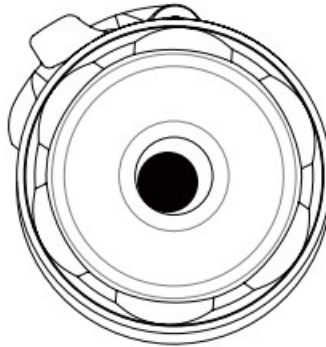
CAUTION

To prevent a baffle strike, always verify the suppressor alignment with an alignment bore rod prior to firing the suppressor on a different host weapon. Contact SureFire Technical Support at [714-545-9444](tel:714-545-9444) or techsupport@surefire.com if alignment is questionable.

PROPER ALIGNMENT



OUT OF ALIGNMENT



REMOVAL

CAUTION

Suppressor and host weapon can reach temperatures that will inflict severe burns. Use caution or allow them to cool off sufficiently before handling.

1. Depress the latch and rotate the lock ring to the unlock position.
2. Pull the suppressor away.

WARNING: SureFire is not responsible for any issues arising from the use of non-SureFire products, including suppressors or muzzle devices attached to the Fast-Attach Hub. This includes, but is not limited to, installation errors, the quality or condition of the non-SureFire products, misuse, or incorrect use, which may result in serious damage, malfunction, property damage, injury, or death. Use at your own risk.

WARRANTY

SureFire warrants our suppressors and suppressor related products to be free from defects in workmanship and materials for the lifetime of the original owner. We will repair, replace, or refund your original purchase price of a product if it is determined by SureFire to be defective. This warranty does not cover normal wear and tear, damage to the suppressor resulting in whole or in part from unauthorized repairs, unstable or non-SAAMI/NATO specification ammunition, abuse, misuse, or neglect.

Unwarranted repairs to the suppressor, including but not limited to core rebuilds, made necessary by any of these factors will be invoiced to the owner who will be given the right to approve such work before it commences.

Blank Safety Devices (BSDs) and Blank Firing Adapters (BFA's) are designed to be used with blank ammunition only. Any damage due to live fired rounds is not covered by this warranty and cannot be repaired. SureFire assumes no responsibility whatsoever and will honor no claims for damages, regardless of the nature, for physical injury or property damage resulting from careless and/or irresponsible handling, adjustments to the suppressor and/or suppressor related products, neglect or abuse.

This warranty applies only to SureFire products. Use of the Fast-Attach Hub with non-SureFire products, including but not limited to suppressors, muzzle devices, and other accessories, is expressly not covered by this warranty. SureFire assumes no responsibility for damage, malfunction, injury, or property damage arising from the use of non-SureFire products in conjunction with the Fast-Attach Hub, regardless of whether the non-SureFire product is defective, improperly installed, or otherwise unsuitable. Any such use is at the owner's sole risk.

DISCLAIMER

The above warranties are exclusive, and to the extent permitted by applicable laws, shall be in lieu of all other warranties, expressed or implied, including, without limitation, any warrant of merchantability or fitness for a particular use or purpose.

SureFire disclaims any and all liability for product malfunctions, physical injuries, or property damage that result in whole, or in part, from the criminal, negligent, or improper use of the product, and/or from modifications or alterations thereto.

In no event shall SureFire be liable for any incidental, special, or consequential damages related to the purchase, use, or performance of any SureFire product.

SureFire also disclaims any and all liability for damages, malfunctions, physical injuries, or property damage resulting from the combination of the Fast-Attach Hub with any non-SureFire product. This includes, but is not limited to, damage to the Fast-Attach Hub, damage to the non-SureFire product, damage to the host firearm, or any other personal injury or property damage. SureFire makes no representations or warranties regarding the compatibility or safety of using the Fast-Attach Hub with non-SureFire products.


WARRANTY CLAIMS

For repair or replacement email Technical Support at technicalsupport@surefire.com or contact Customer Service at [800-828-8809](tel:800-828-8809) (toll free) or [714-545-9444](tel:714-545-9444) and obtain a Return Merchandise Authorization number (RMA#).

An initial request for RMA can also be submitted through the link on www.surefire.com. You may be supplied with additional shipping instructions specific to the product being returned. Package the unit carefully and in accordance with all instructions then return to the mailing address provided (no CODs please). SureFire will pay any reasonable shipping costs to return the unit to you. ©2025 SureFire, LLC. All rights reserved.



Documents / Resources

	SUREFIRE FAST-ATTACH HUB Fits Surefire Socom Adapters [pdf] User Manual HUB-FA-556-BK, 71-01-1171, FAST-ATTACH HUB Fits Surefire Socom Adapters, FAST-ATTACH HUB, Fits Surefire Socom Adapters, Surefire Socom Adapters, Socom Adapters
---	--

References

-  [SureFire](#)
- [User Manual](#)

[Manuals+](#), [Privacy Policy](#)

This website is an independent publication and is neither affiliated with nor endorsed by any of the trademark owners. The "Bluetooth®" word mark and logos are registered trademarks owned by Bluetooth SIG, Inc. The "Wi-Fi®" word mark and logos are registered trademarks owned by the Wi-Fi Alliance. Any use of these marks on this website does not imply any affiliation with or endorsement.