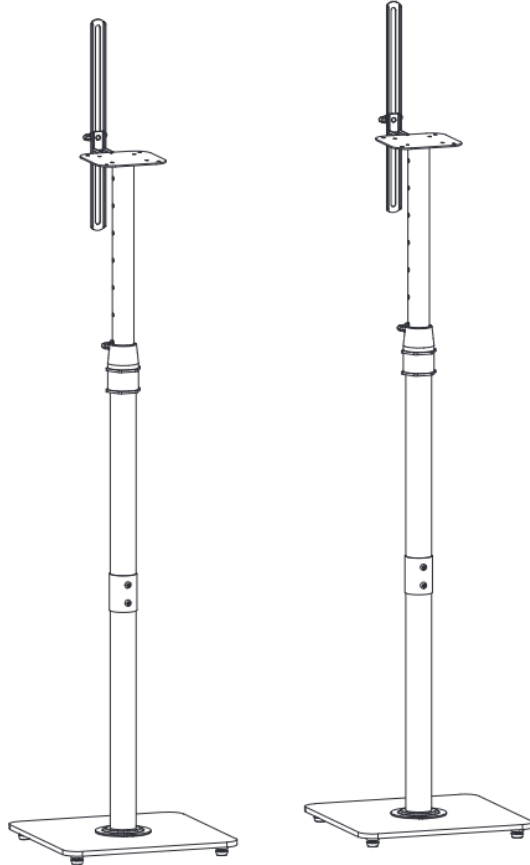




suptek SFM001 Height Adjustable Speaker Stand User Manual

[Home](#) » [Suptek](#) » **suptek SFM001 Height Adjustable Speaker Stand User Manual** 

suptek SFM001 Height Adjustable Speaker Stand User Manual



after-sales@suptekmount.com

Warning



Please read the installation instruction carefully. We are not responsible for any damage or injury caused by improper assemble or use. Any question, please contact our customer service.


Contents

- 1 Parts
- 2 Screw Package
- 3 Installation Steps
- 4 Documents / Resources
 - 4.1 References

Parts



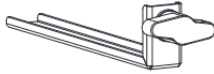
a-Base (2)



b-Lower column (2)



c-Upper column (2)



d-Crossbar (2)

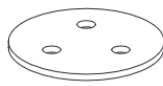


e-Supporting bar (2)

Screw Package



A-Rubber feet (8)



B-Pad for plate (2)



C-M6x20 (2)




D-ST4.2x13 (8)



E-Carpet nail (8)



F-M4x30 (2)



G-M6x25 (6)



H-M4x8 (2)



I-Nut M6 (2)



J1-Washer D4 (2)



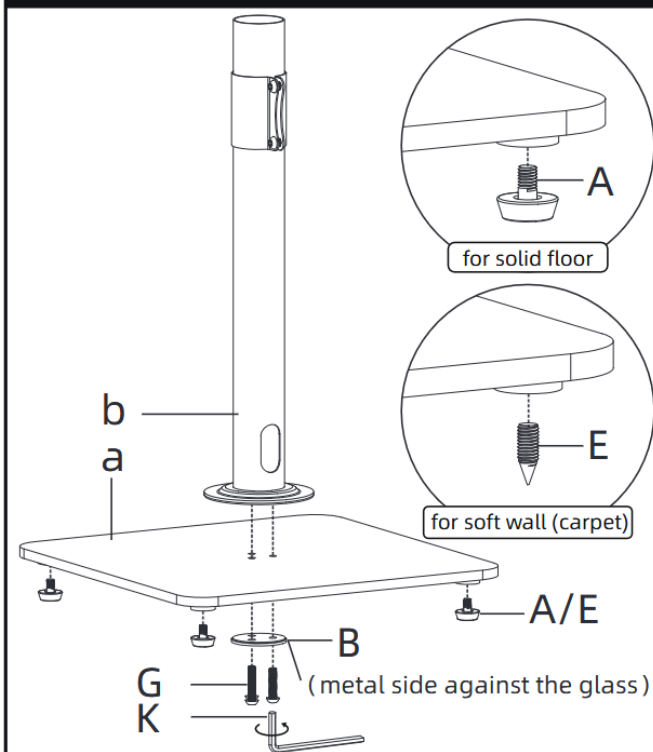
J2-Spacer D8x11 (2)
J2-Spacer D8x6 (2)



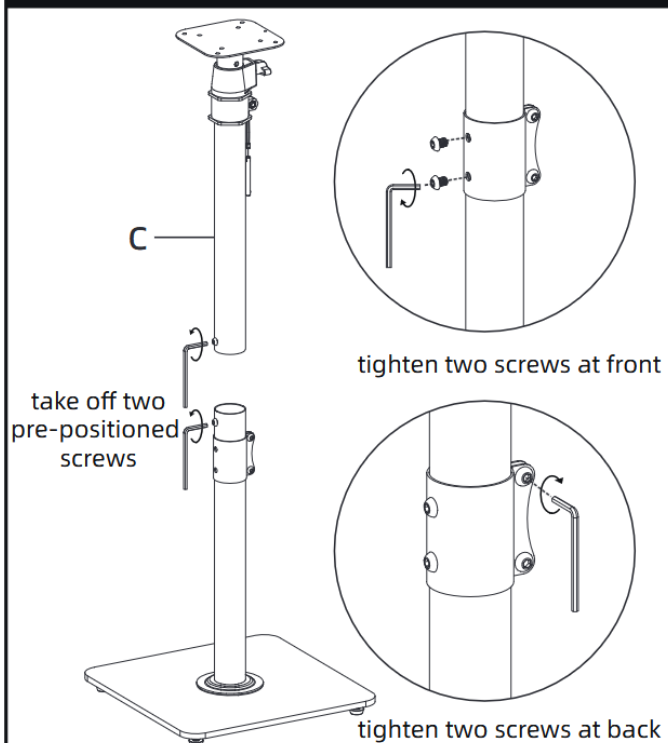
K-Wrench S4 (1)

Installation Steps

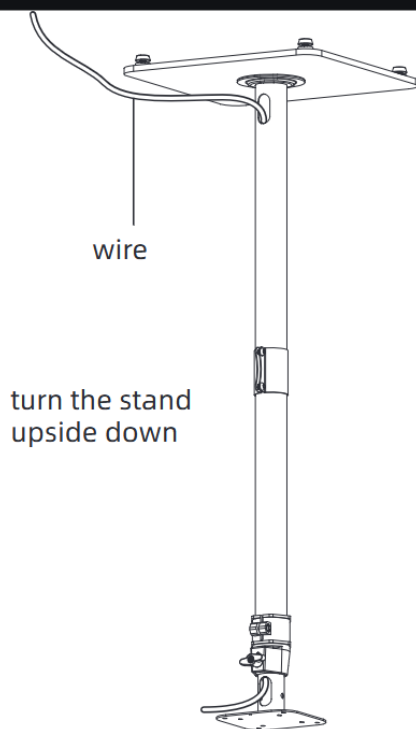
Step 1 Attach lower column to the base



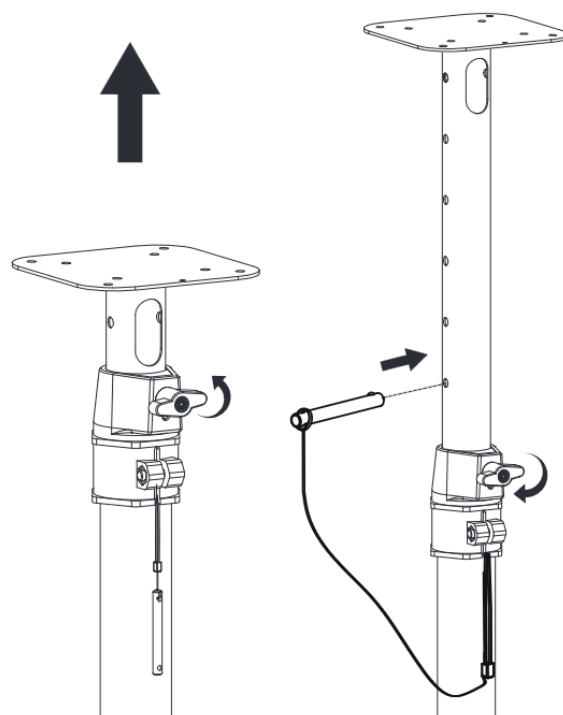
Step 2 Attach upper column



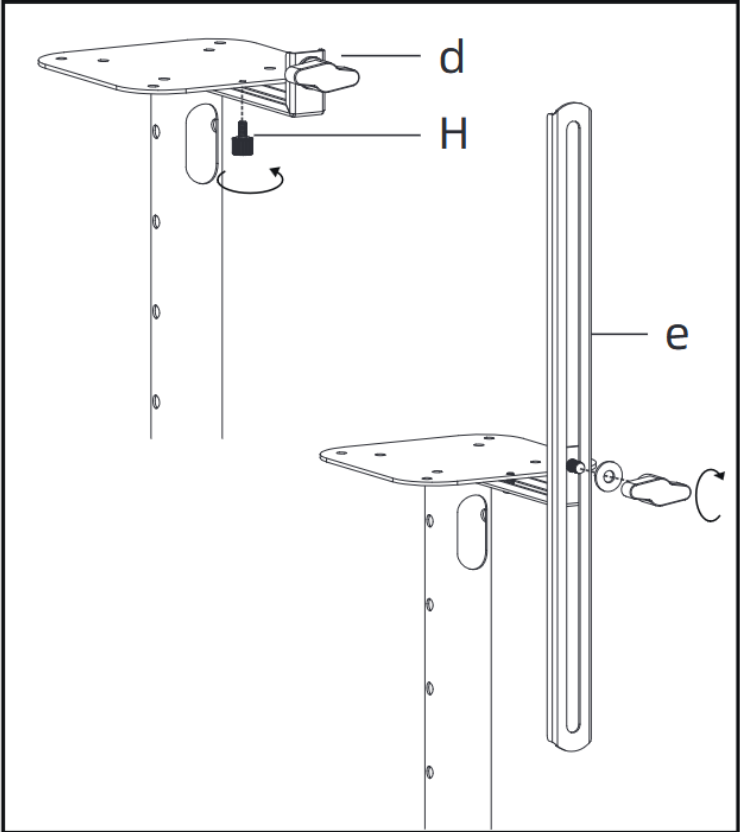
Step 3 Cable management



Step 4 Height adjustment

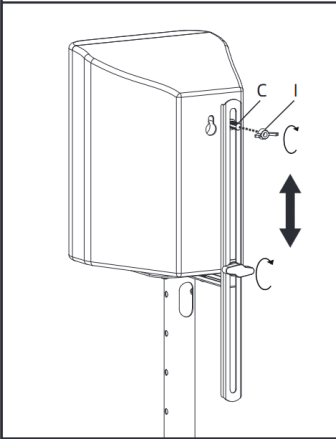


Step 5 Attach supporting bar

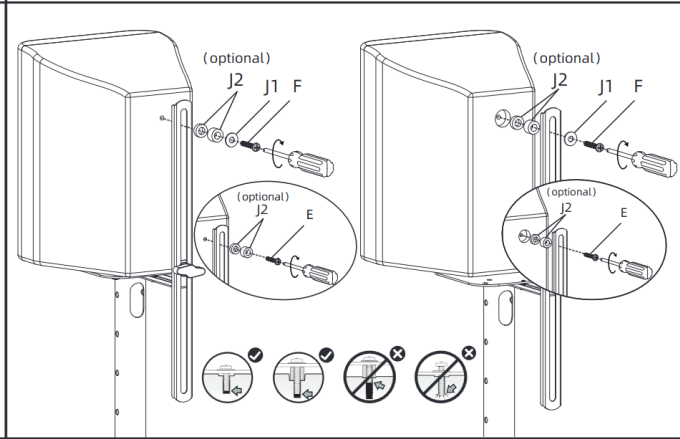


Step 6 Attach Speaker

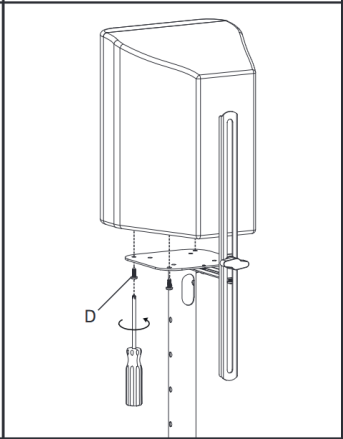
6.1 Speaker with a key hole




6.2 Speaker with a screw hole



6.3 Speaker with a wooden base and no installation hole



Documents / Resources



[Uptek SFM001 Height Adjustable Speaker Stand](#) [pdf] User Manual
SFM001, SFM001 Height Adjustable Speaker Stand, SFM001 Stand, Height Adjustable Speaker Stand, Height Adjustable Stand, Speaker Stand, Adjustable Speaker Stand, Adjustable Stand, Stand

References

- [User Manual](#)

Manuals+. Privacy Policy

This website is an independent publication and is neither affiliated with nor endorsed by any of the trademark owners. The "Bluetooth®" word mark and logos are registered trademarks owned by Bluetooth SIG, Inc. The "Wi-Fi®" word mark and logos are registered trademarks owned by the Wi-Fi Alliance. Any use of these marks on this website does not imply any affiliation with or endorsement.