



Supra eKEY App Instruction Manual

[Home](#) » [Supra](#) » Supra eKEY App Instruction Manual 

Contents

- [1 Supra eKEY App](#)
- [2 Documents / Resources](#)
- [2.1 References](#)
- [3 Related Posts](#)



Supra eKEY App



What to do when you're given one-time access to a property

You'll receive a couple of text messages with links that you'll need to click on first to gain access. Perform the first

four steps before you want to gain access.

1. Click link in SMS text invitation to download and set up your eKEY.

Supra lockbox access invite.
Click to set up: [https://
sleqasrel3ekey.test.suprakim.c
om/key?
id=19ef7f28-9f74-4a1c-
b7f1-45f733618f89](https://sleqasrel3ekey.test.suprakim.com/key?id=19ef7f28-9f74-4a1c-b7f1-45f733618f89)

2. This will take you directly to the Supra eKEY ,app on your phone's app store. Click to download and install.



Note:

If you already have eKEY installed, you'll be taken directly to the authorization page in Step 4.

3. Once app is downloaded, return to your texts; click on the same link to register with eKEY.

Messages 9:06 AM 65%

MANAGED ACCESS REGISTRATION

Complete the following for your one-time registration for Managed Access. Supra agents can then grant you one-time access to their lockboxes using the Supra eKEY app on your mobile phone.

USER INFORMATION

FIRST NAME

LAST NAME

EMAIL

SELECT 4-DIGIT NUMERIC PIN CODE

NOTE: Please remember your PIN code used during registration as it will be used to open lockboxes and request authorization codes.






COMPANY INFORMATION

COMPANY NAME

Fill out your information and tap Register.

Note: Remember your 4-digit PIN as you will need it every time you use eKEY.

- Once you register, you'll receive a text with a link to an authorization code. Tap on the link and you'll be taken directly to a pre-populated authorization page for eKEY. Read and agree to the EULA (End User License Agreement) and Privacy notices.

    44%  11:20 AM

Authorized!

Supra eKEY[®]

Authorization Code

S7EUM


XOAHU

Log into [SupraWEB](#) to access your authorization code.

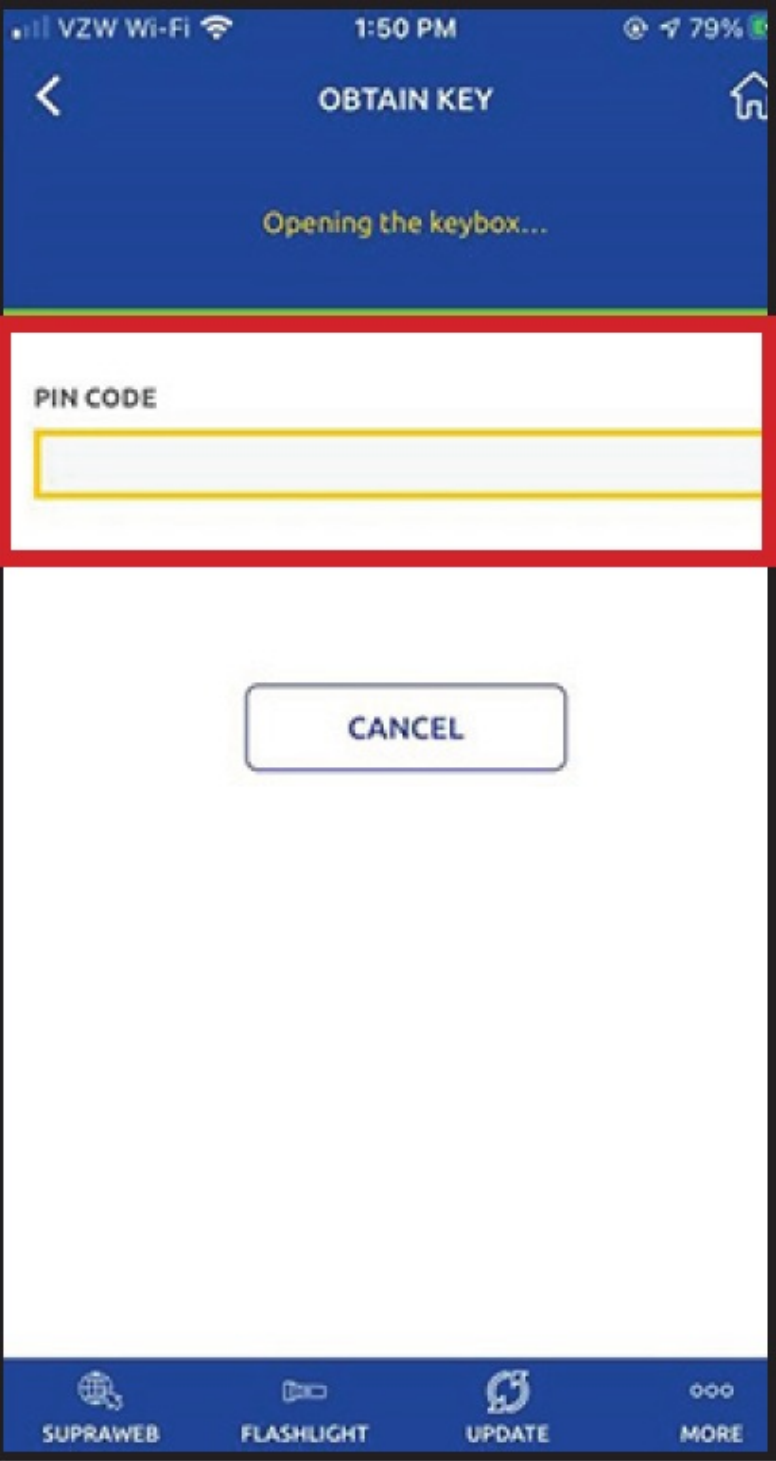
☒ I have read the [EULA](#) and agree to its terms.

☒ I have read the [Privacy Notice](#) and agree to its terms.

5. This will bring up your eKEY. To open the lockbox, select Obtain Key.




6. Enter the 4-digit PIN you selected during registration and push up on the bottom of the lockbox to turn it on.

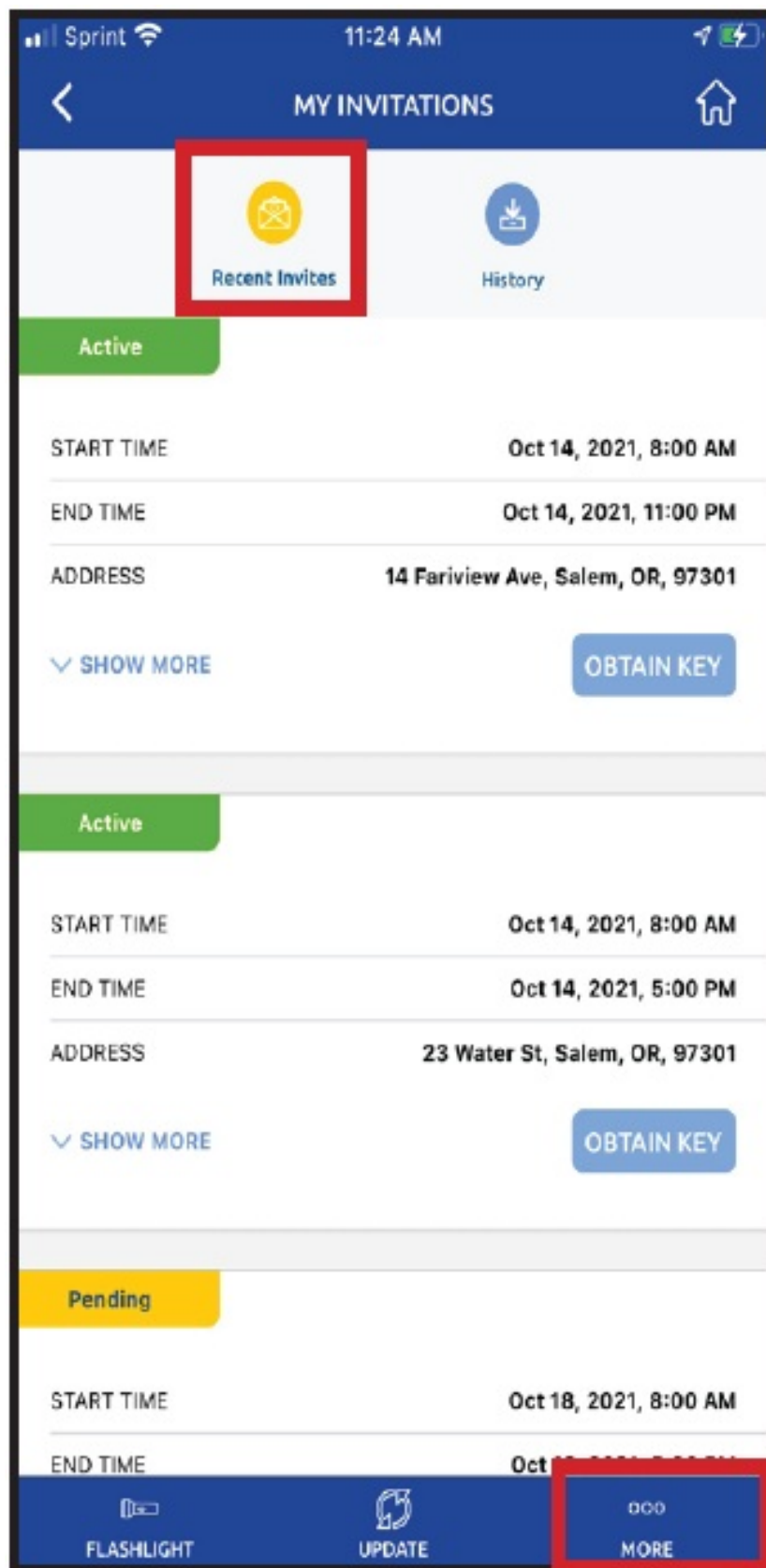




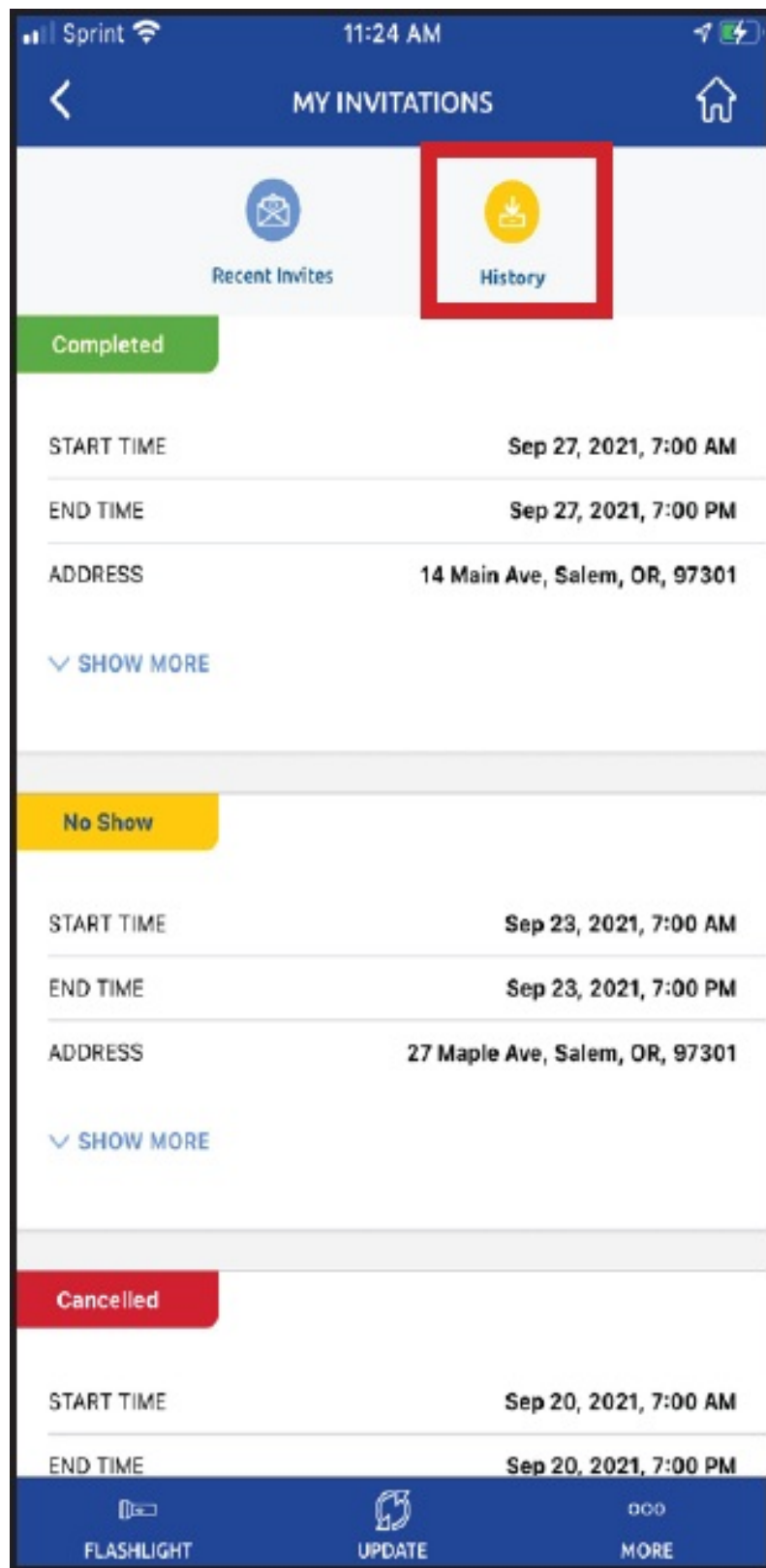
7. You will then get a "Success!" message. Once you see that, push up again on the bottom of the lockbox to access the key(s) inside.






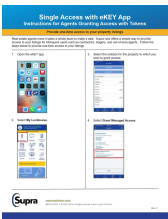
To see all your invitations, tap More > My Invitations.



You can also review previous invitations by tapping History.



Documents / Resources

	Supra eKEY App [pdf] Instruction Manual eKEY App, eKEY, App
	Supra eKEY App [pdf] User Guide eKEY App, eKEY, App
	Supra eKEY App [pdf] User Manual eKEY, App, eKEY App
	Supra eKEY App [pdf] User Guide eKEY App, eKEY, App

References

- [📄 Real Estate Digital Solutions Leader | Key Management| Supra](#)
- [📄 Real Estate Digital Solutions Leader | Key Management| Supra](#)