

SUPERONE Multi-port Cigarette Lighter Adapter C48Q User Guide

[Home](#) » [SUPERONE](#) » SUPERONE Multi-port Cigarette Lighter Adapter C48Q User Guide

Contents [[hide](#)]

- [1 SUPERONE Multi-port Cigarette Lighter Adapter C48Q](#)
- [2 How to use](#)
- [3 Precautions](#)
- [4 Specifications](#)
- [5 Documents / Resources](#)
- [6 Related Posts](#)



SUPERONE Multi-port Cigarette Lighter Adapter C48Q



Thank you for choosing this multifunctional cigarette lighter adapter. Please read the user manual carefully before using so that you can quickly understand the function and operation of this product.

Features:

Two cigarette lighter sockets output 12V-24V voltage which is the same as your car, charge your GPS and dash cam or other devices simultaneously.

Dual USB-A Ports

This little beast is built with two independent power management chips, which provide QC3.0 quick charge output. Two USB-A ports can meet the fast charging needs of electronic devices, such as Apple, Samsung, Huawei and more.

Type-C Port Charging

20W USB C Power Delivery adopts PD PPS Tech., compatible with Apple 20W/18W fast charging Tech., provide up to 20W output for iPhone 12/ 12 Pro/ 12 Pro Max/ 12 Mini. Charging for iPhone 12 Pro Max near dead to 55%, just need 30 Minutes.

Fuse

The bottom of this product has a replaceable 15A automotive fuse, When the device is short-circuited, it will generate a instantaneous high voltage. After exceeding the current limiting voltage range, this product's built-in automotive fuse can timely cut off the current to protect the automotive circuit and electronic equipment security.

Cigarette lighter socket and switch

Two on/off switches control the cigarette sockets respectively so that you don't need to plug and unplug the GPS. Reduce wear and tear, extend the lifespan of the devices. Two sockets with the embedded blue LED lights would light up once the vehicle power center is on (the independent switch is on), which helps you easily find it even in the dark.

Voltage reminder

With an intelligent LED display, indicates the car voltage properly. When the car voltage is lower than 12V, it will warn with flashing number.

Scope of application

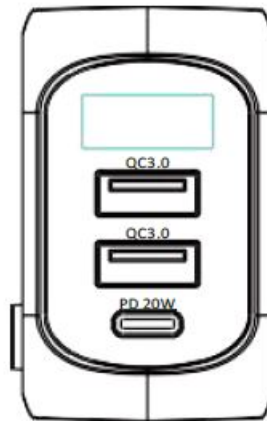
This product does not limit the vehicle space, plug and play, does not need to be fixed in the designated position, more beautiful and space-saving, easy to use.

How to use

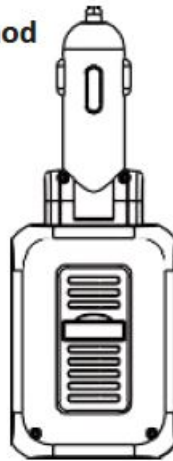
1. Plug this into your car's cigarette lighter socket after the car is on.
2. Connect your device to this adapter and start to charge.

Precautions

- This product is compatible with the voltage between 12-24V. Please do not try other models than other voltages to avoid unnecessary danger.
- Please keep it away from children.
- Please do not disassemble it in case of damage.
- Please unplug it if you don't need to use it.



Fuse Replacement Method



Pull out the damaged fuse from the bottom of the machine and insert the spare fuse inside the box into the hole to resume normal use

Specifications

Input voltage:	12V-24V
USB output:	QC3.0(18W)+QC3.0(18W)
PD3.0 20W:	5V/3A,9V/2.22A,12V/1.67A
Working temperature:	0°C-60°C(32°F-140°F)
Power Max:	180W
Display:	Blue LED Number
Protection:	Over-current protection Over-load protection Over-heating protection Over-voltage protection Short-circuit protection
Fuse	Automotive fuse 15A
USB port protection:	8.8A+/-0.3 error
Material:	ABS


Warranty

Our company provides customers with a warranty of 18 months from the date of purchase.

Contact Us

For any inquiries or comments regarding to our products, please send an email to SUPERONE Support Team, and we will response to you as soon as possible.

Documents / Resources

	<p>SUPERONE Multi-port Cigarette Lighter Adapter C48Q [pdf] User Guide SUPERONE, C48Q, Multi-port, Cigarette, Lighter, Adapter</p>
---	--