



# Superlightingled How to Pay Three Step Checkout User Manual

[Home](#) » [SuperLightingLED](#) » Superlightingled How to Pay Three Step Checkout User Manual 

## Contents

- [1 Superlightingled How to Pay Three Step Checkout User Manual](#)
- [2 How to Pay – Three-Step Checkout](#)
- [3 Step 1 – Confirm Delivery address](#)
- [4 Step 2 – Select Payment Method](#)
  - [4.1 Step 2 of 3 – Payment Information](#)
- [5 Step 3 – Confirm list and address](#)
- [6 Read More About This Manual & Download PDF:](#)
- [7 Documents / Resources](#)
- [8 Related Posts](#)

# Superlightingled How to Pay Three Step Checkout User Manual



## How to Pay – Three-Step Checkout

Add the required products to the shopping cart and then register the website-fill in your phone number

The screenshot shows the Superlightingled.com shopping cart interface. At the top, there's a navigation bar with the logo, search bar, and links for Contact Us, Login Account, and a shopping cart icon. Below this is a breadcrumb trail: Home > The Shopping Cart. The main heading is "Your Shopping Cart Contents (Will be permanently saved after registration)". A table lists two items in the cart:


Qty.	Item Name	Unit	Total
1	LED WIFI 16 Zones Wireless Synchronization Group Controller Work With M12 RF Remote and APP WIFI-104 Select Kit: - WIFI-104 + M12 Remote Control	\$104.98	\$104.98
1	LED WIFI 16 Zones Wireless Synchronization Group Controller Work With M12 RF Remote and APP WIFI-104 Select Kit: - WIFI-104 + 3Pcs/ R4-5A CV	\$260.98	\$260.98

At the bottom right, it shows "Sub-Total: \$365.96". Three numbered red arrows indicate the checkout steps: 1. Points to the "Login Account" link in the top navigation bar. 2. Points to the items in the cart table. 3. Points to the "Checkout" button at the bottom right.






## Step 1 – Confirm Delivery address

Step 1 of 3 – Delivery Information

#### Shipping Information:

 **Change Address** Your order will be shipped to the address at the left or you may change the shipping address by clicking the Change Address button.

**Shipping Method:**  
Please select the preferred shipping method to use on this order.

**DHL/UPS/TNT Air Rates**     

☐ 3-5 Days Shipping to US (1 x 1,503.00g) \$38.00

**Free Shipping Options (DHL,USPS or Exclusive Express)**

☒ 0.1-1.5kg/3.3lb, use exclusive express; >1.5kg/3.3lb, use DHL/UPS Air. \$0.00

**Table Rate YunExpress or 4PX Channel, Support transportation to the whole world; No tariffs (1 x 1,503.00g)**

☐ YunExpress/4PX Channel (7-25 days) - US/CA/AU/UK/EU 5-12 days \$34.50

**Special Instructions or Comments About Your Order**

**Continue to Step 2**  
- choose your payment method.

**Continue**


**Annotations:**

- 1 You can change the shipping address if needed
- 2 Then please choose the shipping channel
- 3 If you have any requirements, please leave the note here
- 4

## Step 2 – Select Payment Method

### Step 2 of 3 – Payment Information

#### Billing Address:

 **Change Address** Your billing address is shown to the left. The billing address should match the address on your credit card statement. You can change the billing address by clicking the Change Address button.

**Your Total** 1 You still have the chance to change the shipping address

Free Shipping Options (DHL,USPS or Exclusive Express) (0.1-1.5kg/3.3lb, use exclusive express; >1.5kg/3.3lb, use DHL/UPS Air):

Sub-Total:	\$365.00
Sub-Total:	\$0.00
Total:	\$365.00

**Discount Coupon**

Please type your coupon code into the box next to Redemption Code. Your coupon will be applied to the total and reflected in your cart after you click continue.  
Please note: you may only use one coupon per order.

Redemption Code





**Gift Certificates**


To use Gift Certificate funds already in your account, type the amount you wish to apply in the box that says 'Apply Amount'. You will need to choose a payment method, then click the continue button to apply the funds to your shopping cart.  
If you are redeeming a new Gift Certificate you should type the number into the box next to Redemption Code. The amount redeemed will be added to your account when you click the continue button.

Redemption Code

**Payment Method**

We accept:  
Please select a payment method for this order.

☒     Checkout with PayPal (PayPal supports credit card payments). The safer, easier way to pay.

☐  Send Money with SWIFT T/T Bank Transfer [Commercial Procurement]

**Special Instructions or Order Comments**

**Continue to Step 3**  
- to confirm your order.

**Continue**

**Annotations:**

- 2 Please choose pay via PayPal or bank transfer. If you want to pay via credit card, you can choose PayPal and input your info
- 3

## Step 3 – Confirm list and address

Billing/Payment Information

Edit

Payment Method:

PayPal

Delivery/Shipping Information

Edit

Shipping Method:

Free Shipping Options (DHL/USPS or Exclusive Express) (0.1-1.5kg/3.3lb, use exclusive express; >1.5kg/3.3lb, use DHL/UPS Air.)

2

You can still leave your requirements here.

Edit

Special Instructions or Order Comments

None

Shopping Cart Contents

Qty.	Image	Item Name	Total
1 x		LED WiFi 16 Zones Wireless Synchronization Group Controller Work With M12 RF Remote and APP WiFi-104 Select Kit: WiFi-104 + M12 Remote Control	\$104.98
1 x		LED WiFi 16 Zones Wireless Synchronization Group Controller Work With M12 RF Remote and APP WiFi-104 Select Kit: WiFi-104 + 3Pcs! R4-5A CV	\$260.98

Sub-Total:

\$365.96

Free Shipping Options (DHL/USPS or Exclusive Express) (0.1-1.5kg/3.3lb, use exclusive express; >1.5kg/3.3lb, use DHL/UPS Air.)

\$0.00

Total:

\$365.96

Final Step

- continue to confirm your order. Thank you!

1

Please confirm the order

Confirm Order

## Documents / Resources

