



## superbrightleds com MCSH/MCSH2 Series Wi-Fi Controller User Manual

[Home](#) » [superbrightleds.com](#) » superbrightleds com MCSH/MCSH2 Series Wi-Fi Controller User Manual 

# superbrightleds.com

User Manual  
MCSH/MCSH2 Series



**Important:** Read all instructions prior to installation.  
Wi-Fi Controller

## Contents

[1 Safety and Notes](#)

[2 Specifications](#)

[3 Input/Output Connections](#)

[4 Installation Instructions](#)

[5 Amazon Alexa Installation Instructions](#)

[6 Documents / Resources](#)

[6.1 References](#)

[7 Related Posts](#)

## Safety and Notes

- Product should be installed in accordance with applicable national, state, and local building and electrical codes.
- To reduce the risk of electric shock, ensure that the main power source is switched off before performing any wiring procedures.
- Intended for indoor use only.

## Specifications

Model	MCSH-1CH-6A	MCSH-3CH-6A	MCSH-4CH-6A
Input Voltage	12-24 VDC		
Maximum Input Current	3A	5A	5A
Maximum Input Power	72 W (12 VDC), 144 W (24 VDC)		
Wireless Connection Type	Wi-Fi 2.4GHz		
Operating Temperature	14°-122° F(-10°-50° C)		

Model	MCSH2-1 CH-72W
Input Voltage	12-24 VDC
Maximum Input Current	3 A (24 VDC), 6 A (12 VDC)
Maximum Input Power	72 W
Wireless Connection Type	Wi-Fi 2.4GHz
Operating Temperature	14°-122° F(-10°-50° C)

## Input/Output Connections

Model	Input Connection	Output Connection
MCSH-1 CH-6A MCSH2-1 CH-72W	DC Barrel Female (5.5 mm / 2.1 mm)	DC Barrel Male (5.5 mm / 2.1 mm)
MCSH-3CH-6A		3 wire pigtail
MCSH-4CH-6A		4 wire pigtail

## Installation Instructions

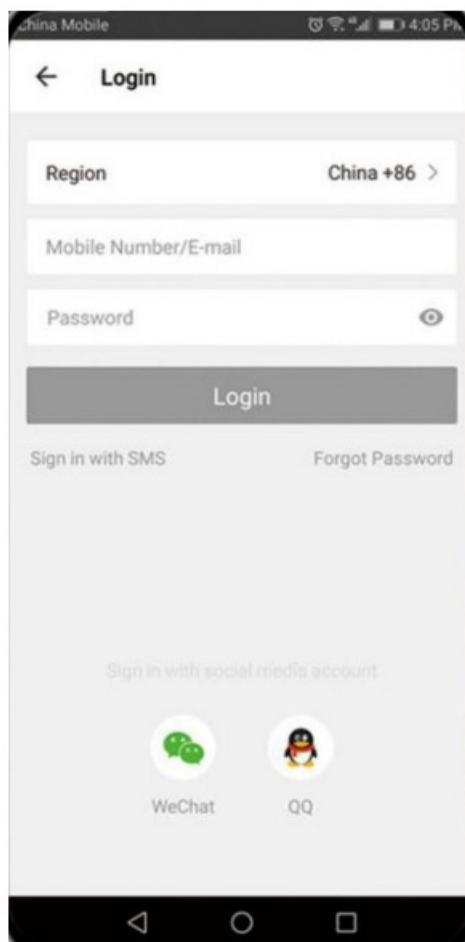
Smart Life

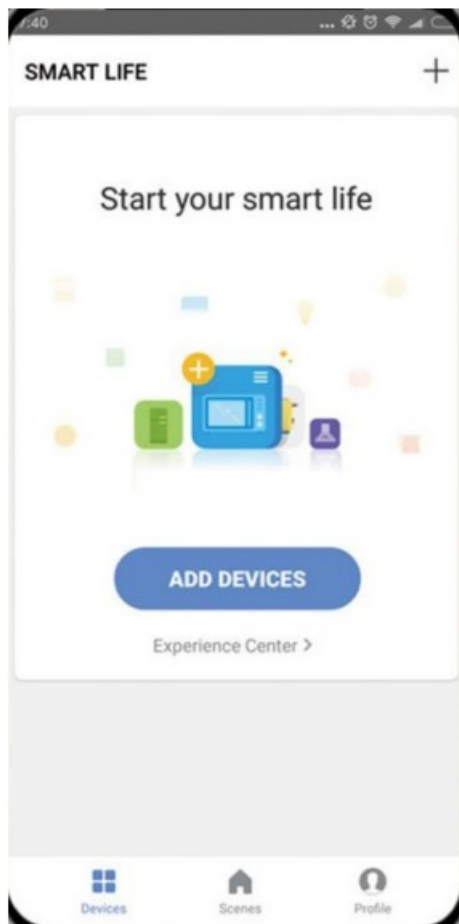


<http://e.tuya.com/smartlife>

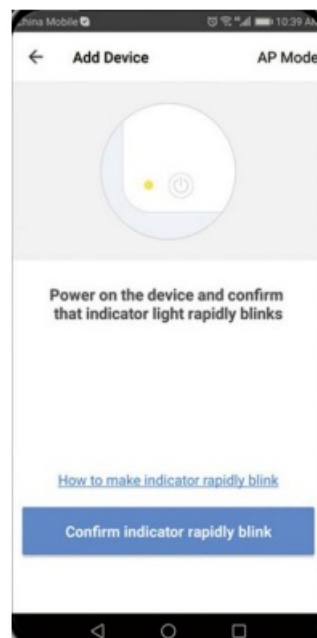
Download the Smart Life app on Google Play Store or Apple App Store.

Log in or register as a new user. To register, select country or allow system to identify your country automatically. Enter phone number or email address as account name. Tap on “Next” to get a verification code. Use code, then create a password. Tap “Confirm” to finish registration.





Switch on supply power. Light will blink rapidly. If it does not blink, hold the “reset” button on the Wi-Fi controller for about 10 seconds until light begins to blink rapidly. Tap “Confirm light rapidly blink” to continue.


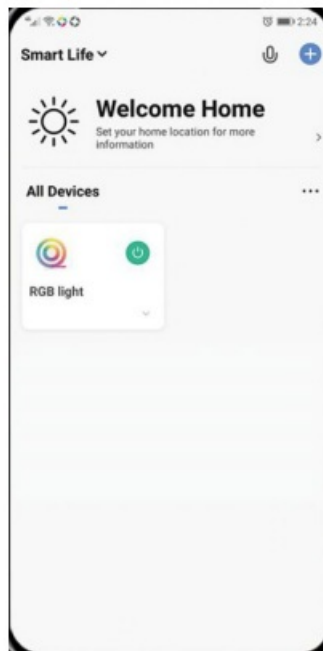
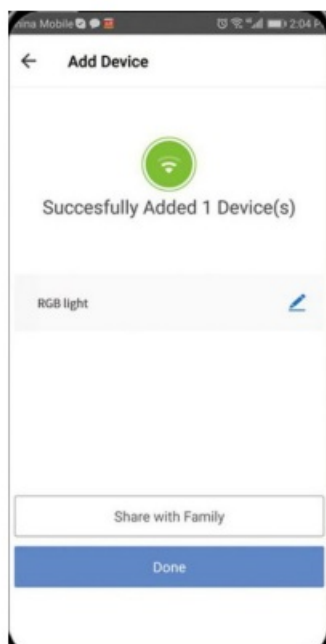


Select network for Wi-Fi controller and tap “Confirm” to connect controller.



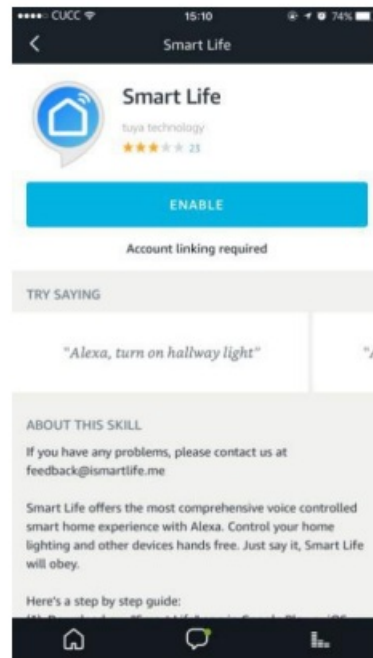
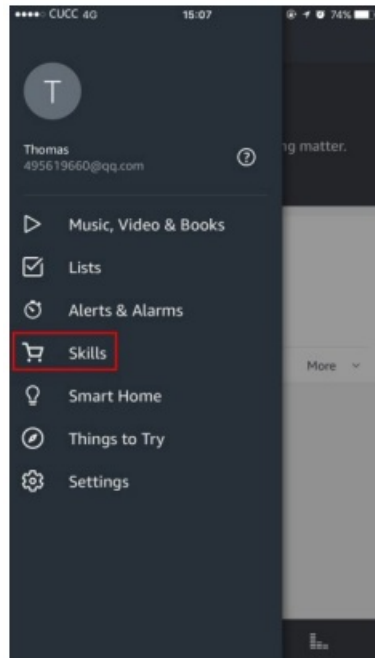
Make sure your device is connected to Wi-Fi. Tap “Add Device” or “+” on upper right corner of homepage. Select “Lighting devices” from the Smart Lighting section.

After device is added successfully, the controller can be renamed. It can also be shared with other users.

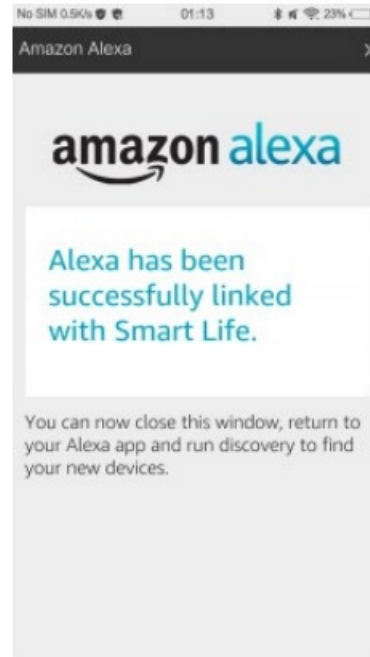
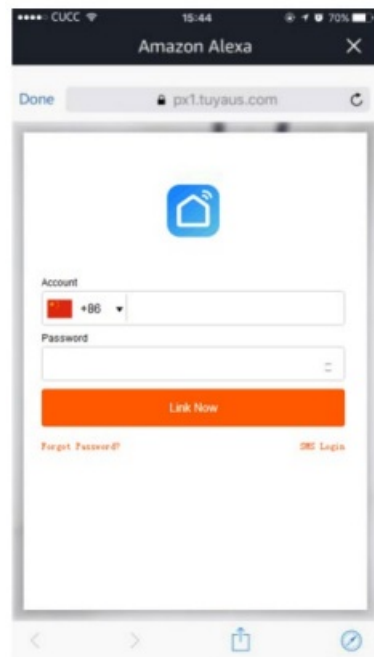


Tap light profile to enter device setting to switch connected light on/off, change the brightness, or set a timer. On RGB model, you can change color, select scene, and sync light with music as well.

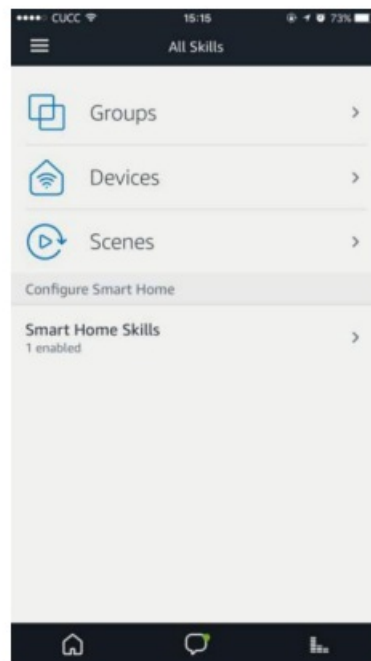
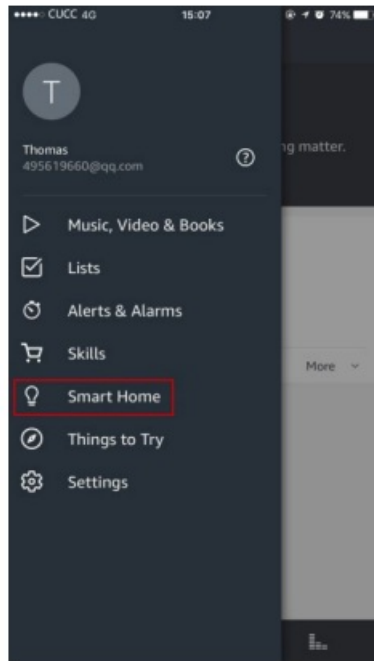
## Amazon Alexa Installation Instructions



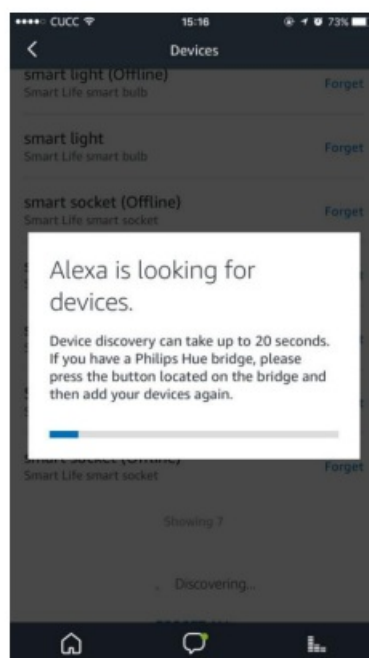
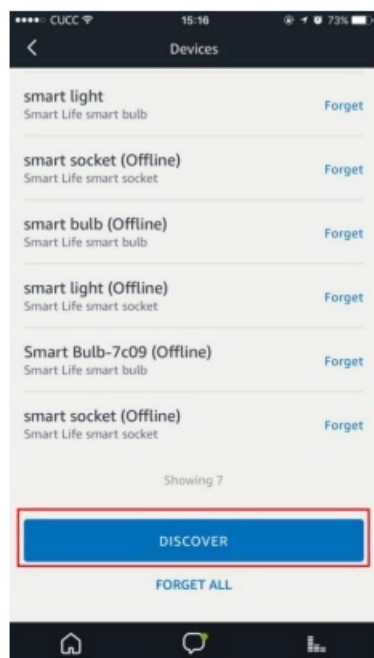
Open “Amazon Alexa” APP. Select “Skills” and search “Smart Life”. Tap “Enable” to activate. Select your country code. Enter your “Smart Life” app account name and password. Then tap “Link Now” button. After linking, close the window and go back to the Alexa app.



Tap “Smart Home”, then select “Devices” followed by “Discover.”

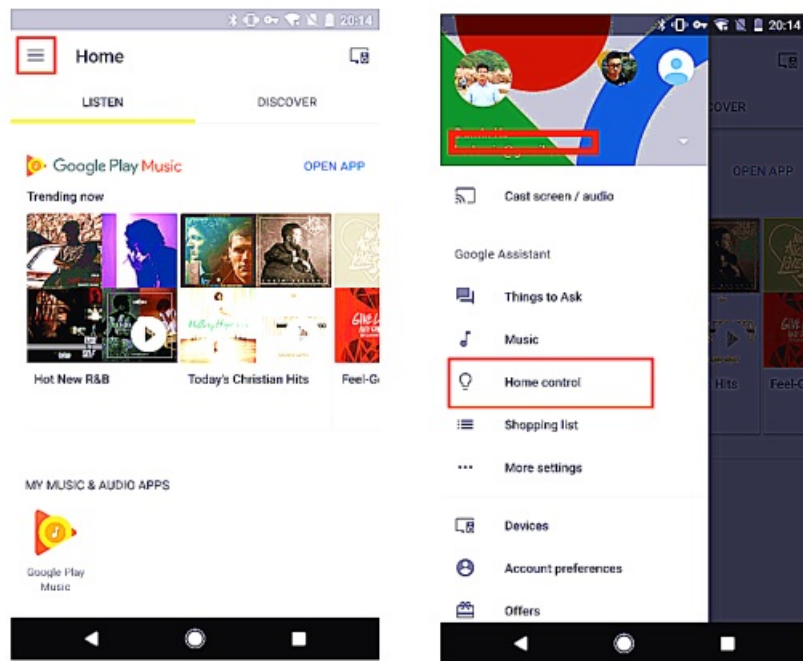


Allow about 20 seconds for Alexa to discover device.

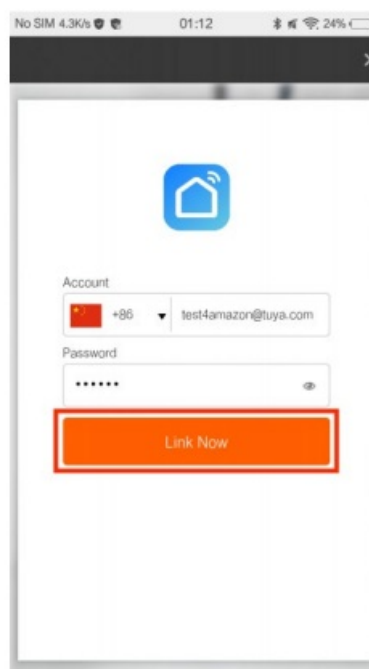


Use Alexa to control the controller. For example, “Alexa, turn on [DEVICE NAME].”

## Wi-Fi Controller Google Assistant Installation Instructions

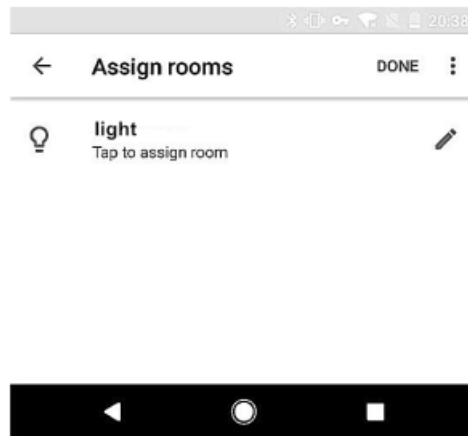


Open the “Google Home” or “Google Assistant” app. Go to “Home” and select “Home Control.” Tap “+” on the lower right corner to add “Smart Life” in “Add devices” list.



Select your country code. Enter your “Smart Life” APP account name and password.





Assign rooms for device, so it will appear on the “Home Control” list. Now, Google Home will allow voice control your of the device. For example, “Okay Google, turn on [DEVICE NAME]”.



**Rev Date:** V2 08/12/2021

4400 Earth City Expy, St. Louis, MO 63045

866-590-3533

[superbrightleds.com](http://superbrightleds.com)

## Documents / Resources

	<p><a href="#">superbrightleds.com MCSH/MCSH2 Series Wi-Fi Controller</a> [pdf] User Manual MCSH MCSH2 Series Wi-Fi Controller, MCSH MCSH2 Series, Wi-Fi Controller, Controller</p>
---	---

## References

- [LED Lighting For Everything | Super Bright LEDs](#)