



Superbox S3PRO Router User Guide

[Home](#) » [Superbox](#) » Superbox S3PRO Router User Guide

Contents [[hide](#)]

- [1 Superbox S3PRO Router User Guide](#)
- [2 specification](#)
- [3 Package contents](#)
- [4 connection Diagram](#)
- [5 W.Fi](#)
- [6 Troubleshooting](#)
- [7 Disclaimer](#)
- [8 FCC Caution](#)
- [9 FAQs](#)
- [10 2022 Newest SuperBox S3 Pro with Voice Remote-VIDEO](#)
- [11 Documents / Resources](#)
- [12 Related Posts](#)



Superbox S3PRO Router User Guide



specification

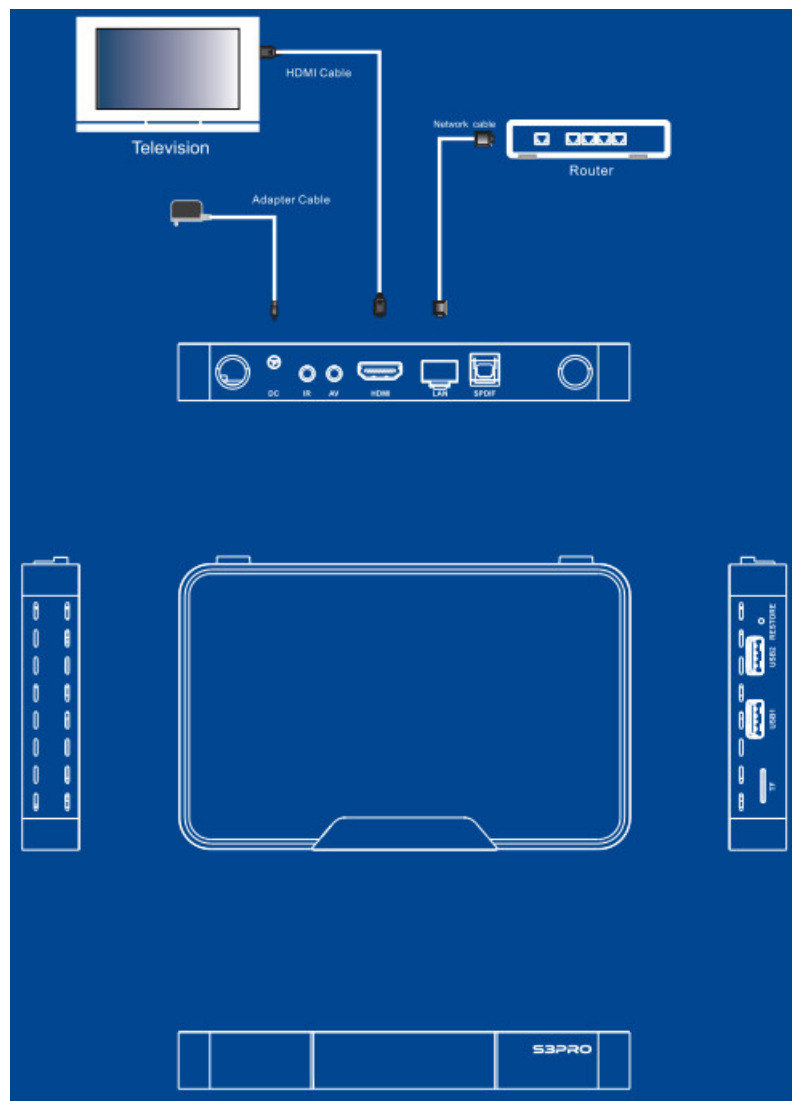
- Android 9.0
- Processor Quad-core ARM Cortex TM -A53
- GPU Quad-core Mali-T720 MP2 @ 600Mhz
- Memory 2GB DDR3
- Internal Storage 32 GB EMMC
- Support Video Decoder: H.265 10bit up to HP level 5.1: 6K4K2K@30fps (Up to 250 Mbps)
- Support audio formats: MP3, WMA, AAC, FLAC, etc.
- Support photo formats: JPG, JPEG, BMP, GIF, PNG.
- USB2.0X1,USB3.0X1 Host connectors and SD/MMC card reader.
- Network RJ45 100M Ethernet; Support 802.11ac 2.4Ghz/5.0Ghz 2T2R Wi-Fi
- Composite Audio/Video output, supports all television.
- Support all standard SD/HD/UHD video output formats: 480i/p, 576i/p, 720p, 1080i/p, 6K.
- HDMI Support 6K@60fps Support HD Audio(7.1CH)

Package contents

NO.	Picture	Name	Piece
1		Smart Media Player	1
2		IR remote control	1
3		Power Adaptor	1
4		HDMI Cable	1
5		User Guide	1

Note: Other contents are optional.

connection Diagram



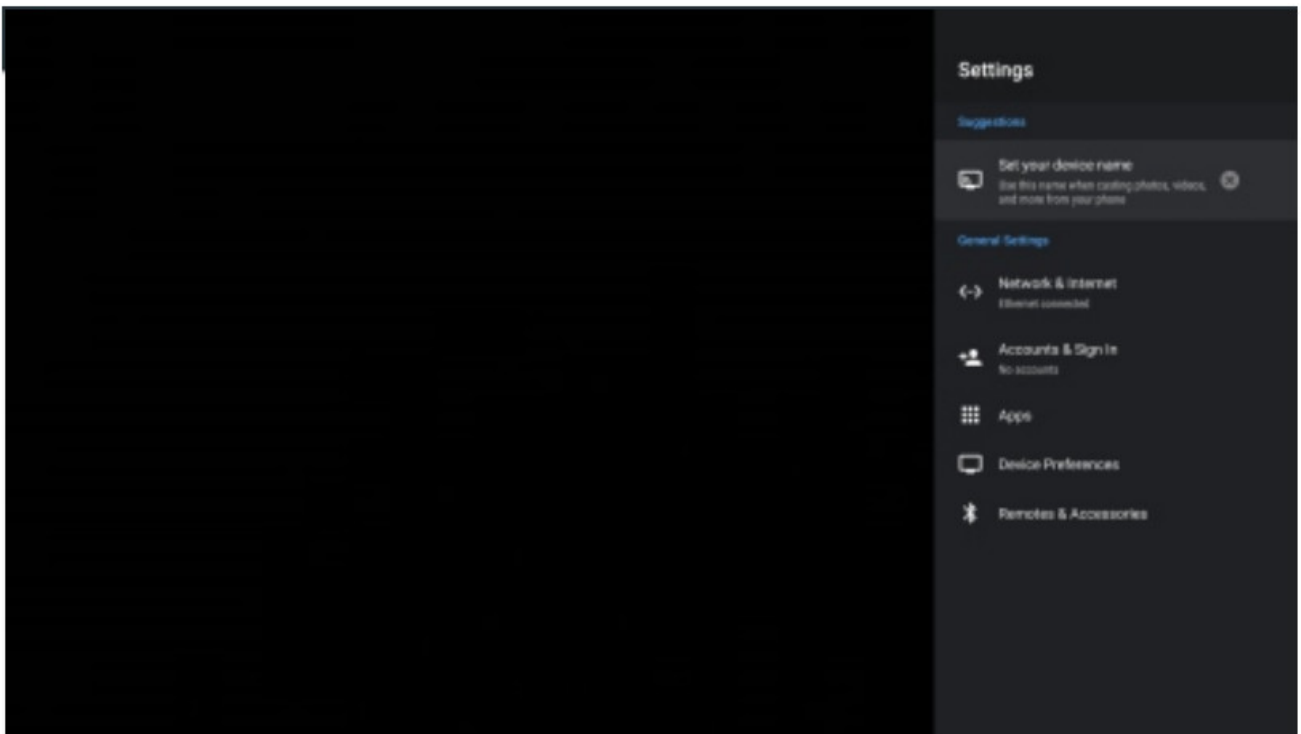
HDMI connection

1. Connect HDMI cable into the product interface, the other side into a TV set
2. Set the TV Output Display Settings to 720p Or 1080p and then transferred to the corresponding TV HDMI Component Video status.

A/V connection

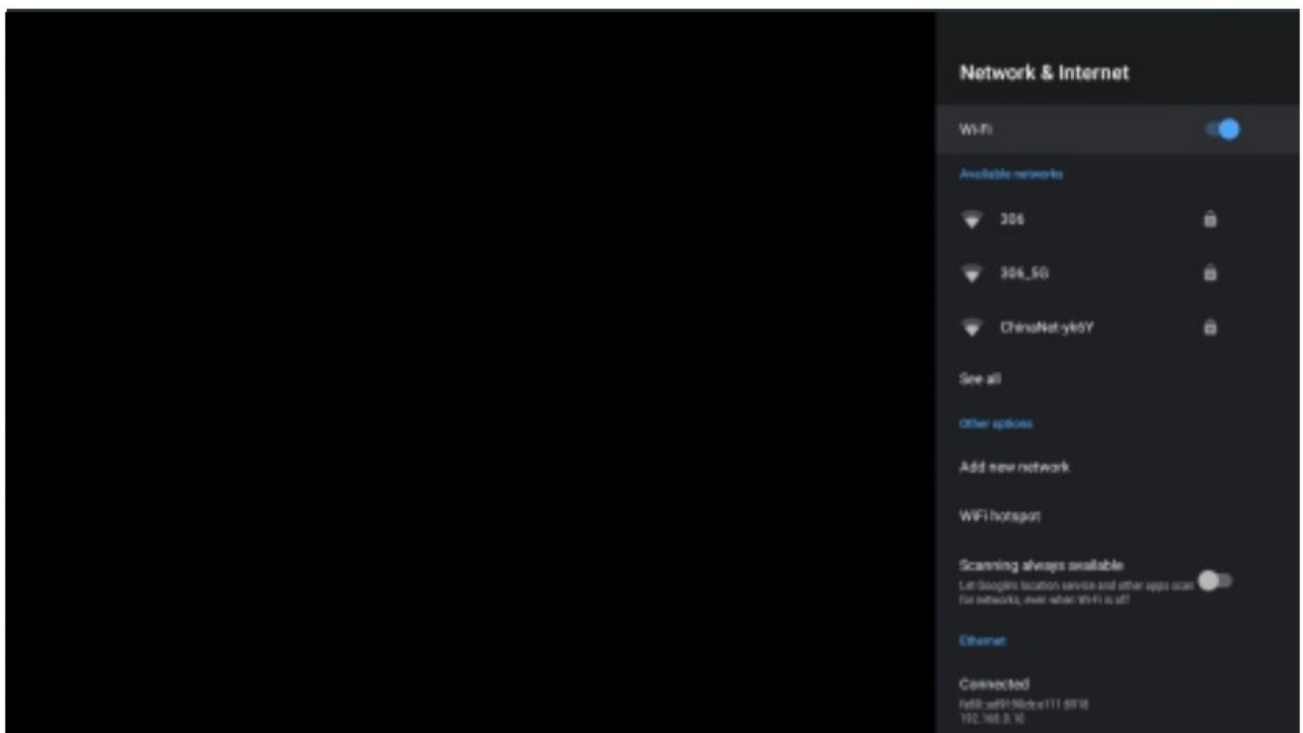
If your TV has no HDMI connector, Don't worry! you can connect your TV via AV cable Connect the AV cable to the product interface, the other side into a TV set.

Move to the [Settings] icon, and press the [ok] button to enter into system settings. You will see the menu on the



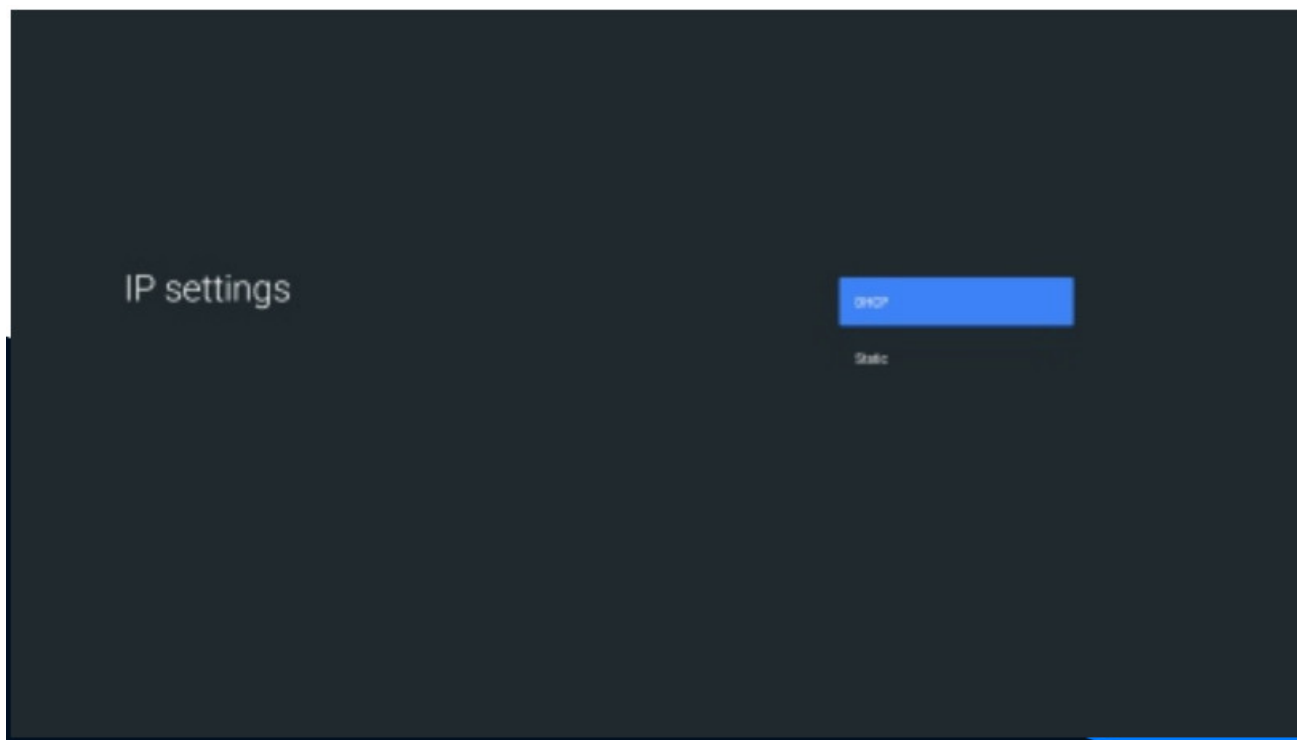
W.Fi

With W.Fi enabled, you'll need to select your network's name and enter the password. An on-screen keyboard should appear if you're using the standard infrared remote control.



Ethernet

If you will use a network cable instead of Wi-Fi, please select this option [DHCP] instead.



Troubleshooting

Warning

Under any circumstances, Never try to repair the device by yourself, it will void the warranty. if any issue occurs, read the following instructions on how to troubleshoot the device.

If you are unable to resolve the issue. please consult your dealer for help.

Problem	Solution
No signal on the TV	1)Check if the HDMI or AV cable is securely connected. 2)Check if you have selected the correct input source on your TV.
Can not turn on your Smart TV Box	1)Check if the power connector is completely plugged into the DC socket of your Smart TV Box. 2) Check if the power supply is stable
Can not connect to the network	1)Make sure that the network cable is securely connected and that the Ethernet works well. 2) Make sure that the WiFi network is connected and the security key for the encrypted network is correct 3)Make sure that you select the correct IP address settings.
The remote Control does not respond	1)Make sure that the batteries are good. 2)Make sure that the distance between the remote control and your Smart TV Box is no longer than 8 meters.
Some TV can not display the entire screen	Set up the screen display position of your Smart TV Box. Settings->display->Display position

Preface

Thank you for choosing our Smart Media Player.

For your convenience and ease of use, we created this manual.

Please read it as a reference on how to properly use a TV box.

Disclaimer

We make sure to provide the most current information about the product.

We do not guarantee the contents are fail-proof.

We do disclaim any implied guarantees concerning the market value or suitability for specific purposes

The information written here is instructions for users to use the product correctly and maintain it.

We reserve all rights to amend, change or translate the user manual without prior notice, thus, we recommend that you regularly visit our website to obtain the latest information.

FCC Caution

Labeling requirements.

This device complies with part 15 of the FCC Rules. Operation is subject to the following two conditions:

1. This device may not cause harmful interference, and
2. this device must accept any interference received, including interference that may cause undesired operation.

Information to user.

Any Changes or modifications not expressly approved by the party responsible for compliance could void the user's authority to operate the equipment.

Information to the user.

Note: This equipment has been tested and found to comply with the limits for a Class B digital device, pursuant to part 15 of the FCC Rules. These limits are designed to provide reasonable protection against harmful interference in a residential installation. This equipment generates uses and can radiate radio frequency energy and, if not installed and used in accordance with the instructions, may cause harmful interference to radio communications. However, there is no guarantee that interference will not occur in a particular installation. If this equipment does cause harmful interference to radio or television reception, which can be determined by turning the equipment off and on, the user is encouraged to try to correct the interference by one or more of the following measures:

- Reorient or relocate the receiving antenna.
- Increase the separation between the equipment and the receiver.
- Connect the equipment to an outlet on a circuit different from that to which the receiver is connected.
- Consult the dealer or an experienced radio/TV technician for help.

RF warning for Mobile devices:

This equipment complies with FCC radiation exposure limits set forth for an uncontrolled environment. This equipment should be installed and operated with a minimum distance of 20cm between the radiator & your body.

FAQS**How does it function with Apple devices?**

This box has over 1300 channels for most of the time. U will never see them all

Does it come activated

The box is automatically activated when it is connected to the network.

How does this compare with the Freestream Pro Box?

It's a great device but it only works on 1 TV.

Do you receive abc, cbs, nbc

Yes and almost every large city in the nation. That means ABC 15 times NBC 15 times and CBS 15 times. AND I'M WAY UNDERESTIMATING THE NUMBER OF CHANNELS.

How do you connect it?

All you need to do is connect Monsterbox to the Internet and connect it to your TV with an HDMI cable, set it up and you're ready to go.

Will this box be available with android 12?

No, this box is currently only Android 9.0.

channel list of station

Wifi or ethernet

How to connect the product to the PC?

Please use the USB cable to connect the product to PC.

Is SuperBox S3 Pro worth it?

It's one of the best IPTV boxes this year, and it's made by a trusted name in the industry. Throughout the years, SuperBox always aimed to provide a top-notch experience when watching television. And with their Superbox S3PRO, it's a huge step forward with integrated voice assist and other new features.

Does SuperBox work with WiFi?

The latest SuperBox S2 Pro has 2GB of RAM and 16GB of storage, utilizes a quad-core ARM Cortex-A53 processor, supports Android 9.0 OS and **2T2R dual-band WiFi**. By simply connecting to your TV and the internet, you're free to enjoy the smoothest home theater experience.

Is A modem the same as a router?

A modem is a box that connects your home network to your internet service provider, or ISP. A router is a box that lets all of your wired and wireless devices use that internet connection at once and allows them to talk to one another directly.

Does SuperBox have a VPN?

Setup VPN on Superbox allows you to browse any content you want without worrying about getting hacked or being attacked online in any way.


Does SuperBox have Bluetooth?

Wireless Bluetooth 5.0 connection – no more 'cable spaghetti'. Multi-colored LED backlight. Plays music from memory cards and USB devices. The Tracer Superbox speaker with True Wireless Stereo technology guarantees great parties.

Is SuperBox an Android device?

Superbox is an android IPTV box for home streaming entertainment. The latest SuperBox S2 Pro has 2GB of RAM and 16GB of storage, utilizes a quad-core ARM Cortex-A53 processor, supports Android 9.0 Pie and 2T2R dual-band WiFi

2022 Newest SuperBox S3 Pro with Voice Remote-VIDEO



[https://manuals.plus/wp-content/u
41.mp4.480-41.mp4](https://manuals.plus/wp-content/uploads/2022/04/SuperBox-S3PRO-Router-User-Guide.pdf)



Superbox S3PRO Router User Guide

Documents / Resources

	Superbox S3PRO Router [pdf] User Guide S3, 2A8W5-S3, 2A8W5S3, S3PRO Router, S3PRO, Router
--	--