



Supco CR87B Temperature Recorder Owner's Manual

[Home](#) » [Supco](#) » Supco CR87B Temperature Recorder Owner's Manual 

Supco CR87B Temperature Recorder



Contents

- [1 INTRODUCTION](#)
- [2 CR87B FEATURES AND CONTROLS](#)
- [3 CHARTS](#)
- [4 SPECIFICATIONS](#)
- [5 Limited Warranty](#)
- [6 Liability Disclaimer Statement](#)
- [7 Customers Support](#)
- [8 Documents / Resources](#)
 - [8.1 References](#)
- [9 Related Posts](#)

INTRODUCTION

The CR87B is a precision instrument used to monitor and record temperature on a 6" circular paper chart. The CR87B may be carried as a portable instrument or mounted in a fixed location.

The CR87B offers a variety of features to meet any temperature recording requirements. A combination of three temperature ranges and four chart speeds provide a high degree of flexibility. In addition, the chart rotation may be set for single or continuous turn operation as required by a particular application. To protect the data being recorded the CR87B uses an automatic battery backup to maintain operation during a power outage.

CR87B FEATURES AND CONTROLS

1. The 3 DIGIT TEMPERATURE DISPLAY shows temperature of the environment being monitored. When the batteries are nearly discharged, the display will alternate the display reading and "LO" to advise the operator that the batteries are discharged and the CR87B will shortly cease operation.

NOTE: The battery backup feature of the CR87B is primarily intended for use in situations where primary power is lost for short periods of up to 48 hours. The CR87B is not intended to be used as a battery powered instrument. If the CR87B is to be stored for an extended period, it is strongly advised to disconnect the battery pack and remove the batteries to avoid damage to the instrument from battery leakage.

2. The TEMPERATURE RANGE SELECTOR allows the user to choose the desired temperature range for measurement and recording.
3. The CHART SPEED SELECTOR allows the user to select the time of one full chart revolution. The corresponding chart has to be chosen according to the desired chart speed. Chart part numbers are listed in this manual.
4. The PEN POSITION ADJUSTMENT KNOB allows the user to adjust the position of the chart pen.
5. The CHART ADVANCE BUTTON allows the operator to set the chart to the correct time. Press and hold the chart advance button until the desired time lines up with the Time Pointer. The chart is rotated counter clockwise only.

CAUTION: Movement of the Chart Spindle (Item 9) by hand may cause permanent damage to the chart mechanism.

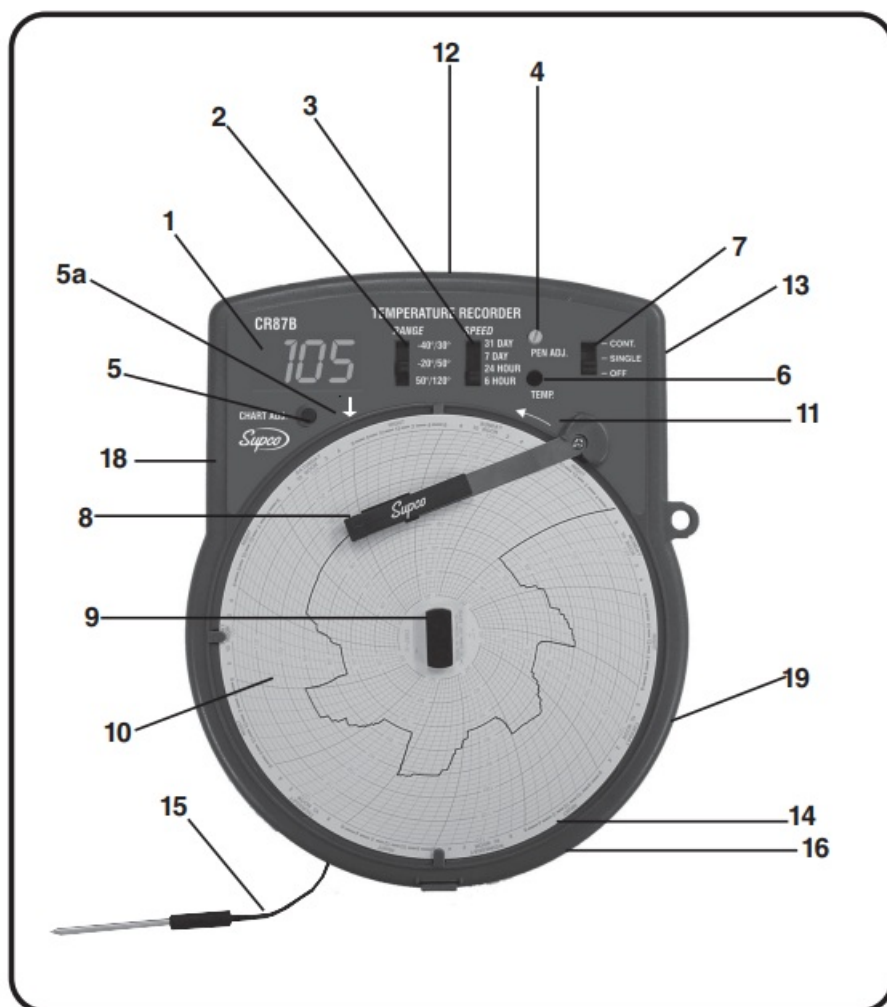
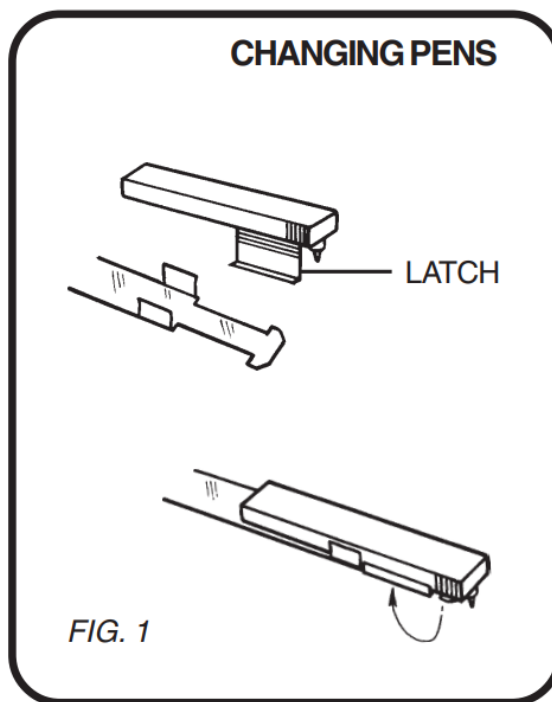
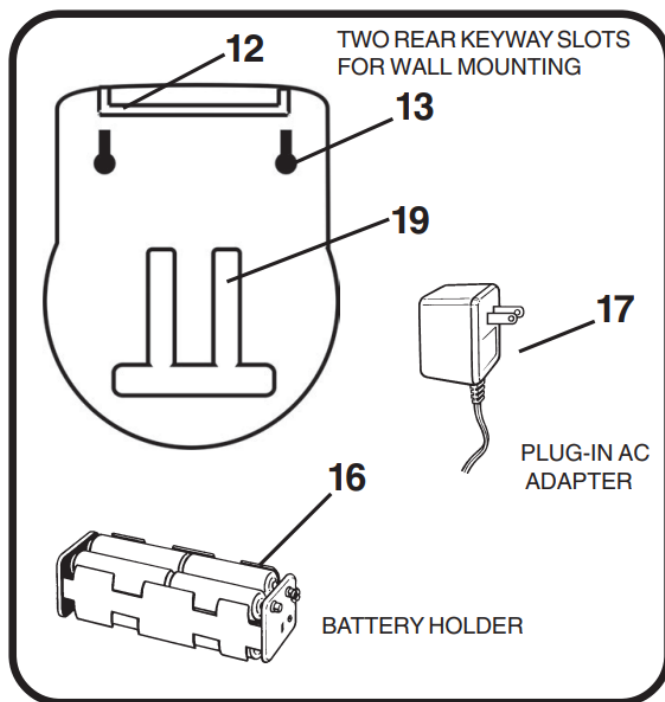
5a. The TIME POINTER

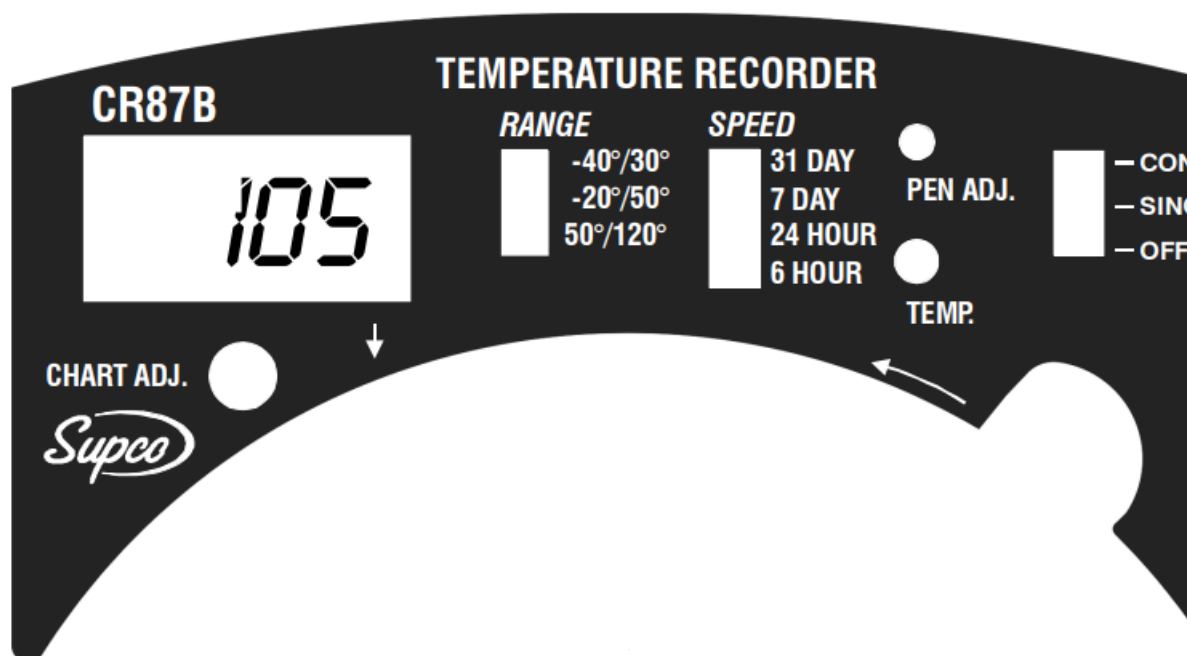
6. TEMPERATURE ADJUSTMENT feature allows the user to adjust the reading of the digital display during periodic calibration. The CR87B has been factory calibrated and requires no adjustment to meet all published specifications.
7. The POWER ON/OFF / CONTINUOUS / SINGLE CHART SELECTOR allows the user to apply power to the CR87B and to select Continuous or Single Turn for the chart rotation. When power is first applied to the CR87B, the display will show "888" to test each segment of the display, and the pen will move to the edge of the chart. The pen will then move to the correct position on the chart. In the Continuous switch position, the chart will rotate until power is removed. In the Single Turn switch position, the chart will make one complete revolution and stop.

A blinking dot on the display (Item 1) will indicate that the chart has made one complete revolution and stopped. To reset the chart for another revolution place the switch in the Continuous switch position until the blinking dot goes out and then slide the switch back to the Single Turn position. The chart will make one complete revolution and stop.

DO NOT move the pen by hand or interrupt the pen movement. Failure to observe this will cause the pen to read incorrectly and may result in damage to the pen mechanism.

8. The RECORDING PEN contains special ink. The pen has a wrap-around arm latch which makes the pen replacement "A SNAP!" To replace the pen, gently lift up the PEN ARM, (do not over bend pen arm) release the pen latch by pushing it down, and remove the pen; place a new pen on top of the pen arm, align the notches on the pen arm with the notches on the pen latch and close the latch by wrapping it around the pen holder until it is secured. Replace cap on the pen tip when the CR87B is not used to insure long pen life. For pen installation see Fig. 1.





9. The CHART SPINDLE holds and rotates the chart during the recording operation. DO NOT ROTATE THE SPINDLE BY HAND AS IT MAY DAMAGE THE INTERNAL MECHANISM.
10. The PAPER CHART is 6 inches in diameter. The replacement charts are available from any of Sealed Unit Parts Co., Inc. authorized distributors in a box of 60 charts each. The chart part numbers are listed on the following page.
TO INSTALL A NEW CHART disconnect power from the CR87B by selecting OFF with the Power / Single/ Continuous Chart Selector. Place pen cap on pen point. Gently lift the pen arm and while holding it remove the old chart. Slide a new chart under the pen holder and the chart holding tabs. Align the chart with the chart spindle. Apply power to the CR87B and rotate the chart by depressing the chart advance button until the time pointer is aligned with the line on the chart representing the right time or day. Remove the pen cap. If desired, adjust the pen position according to the scale you wish to record.
11. The ROTATION POINTER indicates direction of chart rotation.
12. The HANDLE for carrying folds towards the back of the case to be out of the way when CR87B is mounted on the panel or on the wall.
13. The KEYHOLE SLOTS located on the back of the case are provided for wall or panel mounting.
14. The FRONT COMPARTMENT under chart was designed to store the battery holder for battery backup as well as the connection for the adapter box.
15. The REMOTE TEMPERATURE SENSOR is interchangeable. The furnished 4" stainless steel sensor has 15 feet of cable. The temperature sensor is an electronic digital proprietary design for precision and very high interference immunity. It utilizes the standard RCA connector. The sensor cable may be extended with an extension cable available from Sealed Unit Parts Co., Inc. or its distributors.
16. The BATTERY HOLDER is stored in the front compartment for backup batteries. Use of 8 alkaline "AA" batteries is required for proper operation.
17. The 12VDC PLUG IN WALL ADAPTER provides primary power for the CR87B. Alternate sources of 12 Volt power may also be used. This allows use of the CR87B in automotive, marine or other mobile applications.
18. The POWER CONNECTOR is a connection point for the 12VDC wall adapter or alternate source of 12VDC power.
19. Back Brace for counter top use.

CHARTS

Temperature Ranges	6 Hours	Chart Speeds 24 Hours 7 Days	31 Days
-40°F to +30°F	CR87-4	CR87-1 CR87-7	CR87-19
-20°F to +50°F	CR87-5	CR87-2 CR87-8	CR87-20
+50°F to +120°F	CR87-6	CR87-3 CR87-9	CR87-21
-40°C to 0°C	CR87-13	CR87-10 CR87-16	CR87-22
-30°C to +10°C	CR87-14	CR87-11 R87-17	CR87-23
+10°C to +50°C	CR87-15	CR87-12 CR87-18	CR87-24

SPECIFICATIONS

Temperature Scale Selectable (Fahrenheit Model)	-40°F to +30°F, -20°F to +50°F, +50°F to +120°F
Temperature Scale Selectable (Celsius Model)	-40°C to 0°C, -30°C to +10°C, +10°C to +50°C
Chart Speed Selectable	6 Hours, 24 Hours, 7 Days, 31 Day
Chart Speed Accuracy	+/-1%
Chart Diameter	6 Inches
Temperature Display	3 Digit LED 0.5"
Temperature Accuracy	+/-2°F (+/-1°C)
Temperature Sensor	Stainless steel tip submersible with 15 ft. of cable
Recording Pen	Ink Type
Power Supply	120 VAC, 50/60 Hz. or 220/240 VAC, 50Hz.
Battery Backup	8 Alkaline "AA" cells (Not included)
Battery Life	48 Hours
Operating Ambient Temperature Range	+32°F to +120°F (0°C to +49°C)
Relative Humidity	96% maximum
Dimensions	9 1/4" x 7 1/4" x 2 3/4"
Weight	4 lbs., 7 oz.

CAUTION: The Temperature Recorder should be placed outside the chamber being monitored. DO NOT PLACE THE RECORDER DIRECTLY IN AREAS OF EXTREME TEMPERATURES, HIGH HUMIDITY OR HEAVY CHEMICAL CONTENT.

Limited Warranty

Sealed Unit Parts Co., Inc. hereby warrants that it will repair or replace, at its option, any part of the CR87B Temperature Recorder, which proves defective by reason of improper workmanship or material, free of charge for parts and labor, for a period of one year from the date of original purchase by the buyer. This warranty does not apply if, in the sole opinion of Sealed Unit Parts Co., Inc., the CR87B Temperature Recorder has been intentionally damaged due to misuse, neglect, improper packing, shipping, modification of servicing by other than Sealed Unit Parts Co., Inc., or personnel authorized by Sealed Unit Parts Co., Inc.. For information on how to obtain service under this warranty contact the dealer where your CR87B Temperature Recorder was purchased, or Sealed Unit Parts Co., Inc. at the address printed below:

SEALED UNIT PARTS CO., INC.

2230 Landmark Place, Allenwood, NJ 08720 USA

Phone: (732) 223-6644 • Fax: (732) 223-1617

www.supco.com • info@supco.com

Liability Disclaimer Statement

Sealed Unit Parts Co., Inc. (hereafter known as Supco) makes no warranty, representation, or guarantee regarding the suitability of its products for any particular purpose, nor does Supco assume any liability arising out of the application or use of any product, and specifically disclaims any and all liability, including without limitation consequential or incidental damages.

Supco products are not designed, intended, or authorized for use as components in life support systems, or for any other application in which the failure of the Supco product could create a situation where personal injury or death or significant financial loss may occur.

Should any person or persons purchase or use Supco products for any such unintended or unauthorized application, that person or persons shall indemnify and hold Supco, and its officers, employees, affiliates, and distributors harmless against all claims, costs, damages, expenses, and reasonable attorney fees arising out of, directly or indirectly, any claim of personal injury, death or financial loss associated with such unintended or unauthorized use, even if such claim alleges that Supco was negligent regarding the design or manufacture of the product in question.

Customers Support



SEALED UNIT PARTS CO., INC.

2230 Landmark Place, Allenwood, NJ 08720 USA

Phone: (732) 223-6644 Fax: (732) 223-1617

www.supco.com • info@supco.com



Documents / Resources

 The image shows the front cover of the Supco CR87B Temperature Recorder manual. It features the Supco logo at the top, a central illustration of the recorder's dial and face, and the text 'CR87B TEMPERATURE RECORDER' below it. At the bottom, it lists 'Model CR87B' and 'Model CR87B-1'.	<p>Supco CR87B Temperature Recorder [pdf] Owner's Manual CR87B Temperature Recorder, CR87B, Temperature Recorder, Recorder</p>
---	--

References

- [User Manual](#)