



sunwaytek Wireless Controller H510 User Manual

[Home](#) » [sunwaytek](#) » sunwaytek Wireless Controller H510 User Manual 

sunwaytek Wireless Controller H510



Contents

1 Quick Start

1.1 Platform Compatibility

1.2 Pair & Connect

1.3 Charge the battery

1.4 Keymapping Profiles

2 Connect to Switch

3 Connect to PC

3.1 Option 1: Bluetooth (Xinput)

3.2 Option 2: Bluetooth (Switch Pro Controller)

3.3 Option 3: USB (Xbox 360 Controller)

4 Connect to Android

4.1 Option 1: Android Gamepad

4.2 Option 2: Switch Pro Controller

5 Connect to iOS









6 Connect to Fire TV

7 Documents / Resources

8 Related Posts

Quick Start

Platform Compatibility

						
Wireless 	<input type="radio"/>	<input type="radio"/>	<input type="radio"/>	<input type="radio"/>	<input type="radio"/>	<input type="radio"/>
Wired 	<input type="radio"/>		<input type="radio"/>		<input type="radio"/>	
Motion Control	<input type="radio"/>		<input data-bbox="587 1279 630 1339" type="radio"/> ⁴			

1. Starting with iOS 13, iPadOS 13, tvOS 13, and macOS Catalina.

2. Not for TV.

3. Untested.

4. Switch Pro Controller mode only

Pair & Connect

Pair refers to the first time sync with the device.

If wirelessly paired with a 2nd device thereafter, the stored info of the 1st device will be erased, new pairing has to be done when back to the 1st device.

Connect refers to the operation linking to an ever paired device, whose device info has been stored in the controller automatically.

- Pair methods listed here are the typical to each platform.
Read the following guides for more options.
- Fire devices may support all the 4 pairing methods













Charge the battery

Charge via type C USB cable on DC power supplies (output Voltage 5V, current $\geq 250\text{mA}$), including but not limited to:














- mobile phone charger
- Switch dock
- USB port of computer
- others with USB electricity output, like power bank, etc.

The controller supports playing during charging. The 4 LED lights stay lit once full charged.

Keymapping Profiles

				
	A	B	B	B
	B	A	A	A
	X	Y	Y	Y
	Y	X	X	X
	-	select	back	view
	+	start	start	menu
	capture			
	home	home	Xbox button	Xbox button

- For Android, Steam, Stadia, if connect as Switch Pro Controller, please refer to Switch profile.
- Fire devices may support all the 4 types of profiles depending on the pair method.
- ABXY caps are removable for reposition as Switch or Xbox layout.

	WIRELESS					WIRED
	Operation					
Pair*	Press and hold for 2 sec	 + 	 + 	 + 	 + 	Plug in via USB
Connect	Press and hold for 1 sec					
Disconnect	Option 1 - Force Sleep: press and hold Home button for 5 sec. Option 2 - Auto Sleep: leave the controller without operation in 5 min. Option 3 - Passive Sleep: Disconnect from the connected device side.					Unplug

WARNING: Battery Safety

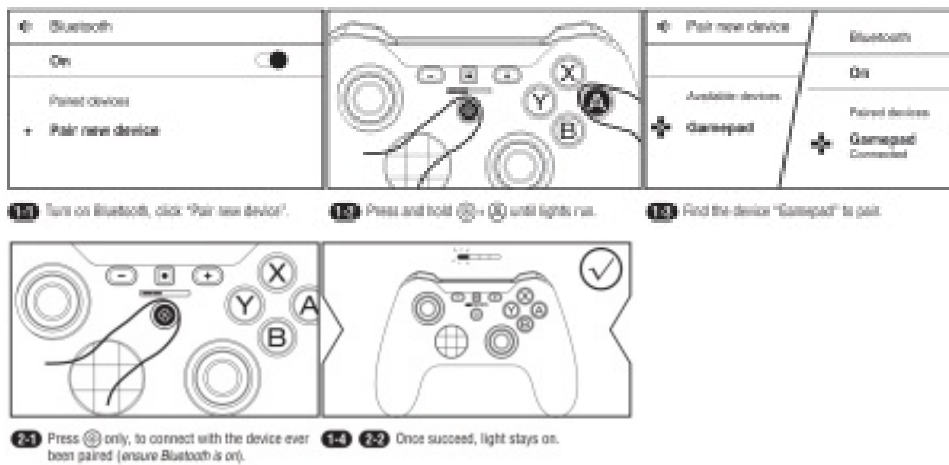
Do not connect to high voltage outlets. Use only approved charger and cord. Remove the battery if they are worn out and dispose of properly

Connect to Switch




Connect to Android

Option 1: Android Gamepad

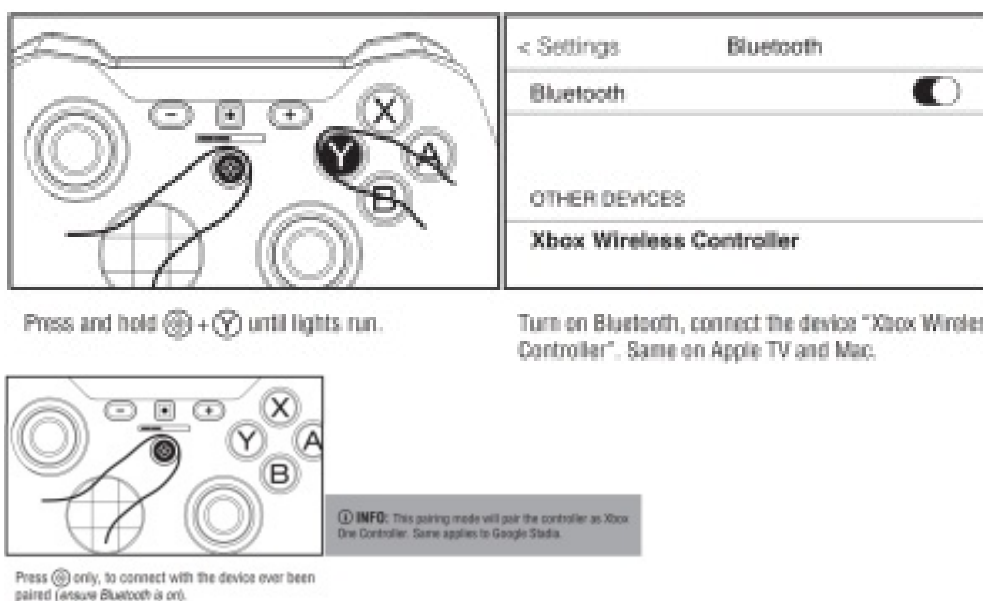


Option 2: Switch Pro Controller

Pairing method for Switch (see **Connect to Switch**) also applies to Android. The controller will be paired as Switch Pro Controller, work in supported games.



Connect to iOS



Connect to Fire TV

Amazon Fire OS devices support Nintendo Switch Pro controller, Xbox 360 Controller, Xbox One Controller and


Android Gamepad, so all the previously introduced 4 pairing methods may be applicable but not tested on the full product lines.

Ver. 1.02

Contents in this documents may change without notice. The names of actual companies and products mentioned herein maybe the trademarks of their respective owners.
© 2020 Sunwaytek Limited. All rights reserved.



Documents / Resources

	sunwaytek Wireless Controller H510 [pdf] User Manual sunwaytek, Wireless, Controller, H510
	sunwaytek Wireless Controller H510 [pdf] User Manual sunwaytek, Wireless Controller, H510
	sunwaytek Wireless Controller H510 [pdf] User Manual sunwaytek, Wireless, Controller, H510
	sunwaytek Wireless Controller H510 [pdf] User Guide sunwaytek, Wireless, Controller, H510