



SUNSLICE GRAVITY 144 100W Multi-Functional Power Station Instruction Manual

[Home](#) » [SUNSLICE](#) » SUNSLICE GRAVITY 144 100W Multi-Functional Power Station Instruction Manual 

SUNSLICE GRAVITY 144 100W Multi-Functional Power Station Instruction Manual



Thank you very much for purchasing our product. In order to help you to use it faster, here we have prepared a complete reference guide. It describes the operating modes, precautions and configurations. Please read the instructions carefully before using. This manual has been carefully edited. We take the best efforts to make it correct and trustworthy. But we apologize if any errors and omissions. We look forward to your comments and suggestions!

Contents

- [1 Precaution](#)
- [2 Packing List](#)
- [3 Basic Parameters](#)
- [4 Part Description](#)
- [5 Features](#)
- [6 Operation Conditions](#)
- [7 Charging](#)
- [8 Output](#)
- [9 FAQ \(Frequently Asked Questions\)](#)
- [10 Documents / Resources](#)
- [11 Related Posts](#)

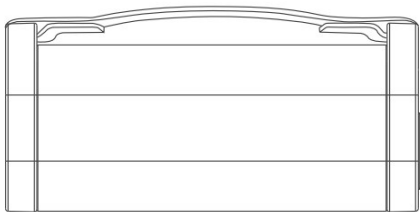
Precaution

Before using, please follow the basic precautions and read all instructions.

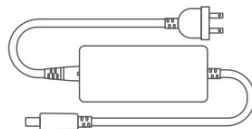
- The product includes an AC/DC adaptor with input AC voltage from 100V to 240V. It's prohibited to connect voltages that do not meet the required specifications to the adaptor.
- Please only use the attached adaptor to charge the product.
- Please use the recommended solar panel (optional) for optimal performance.
- Do not damage or drop the product as it may damage the battery and internal circuit.
- Do not attempt to disassemble, or modify the internal and external structure of the product.
- Do not connect the positive and negative terminals of the product with metal objects.
- Do not exposure the product into water or rain. It may cause circuit failure and lead to abnormal chemical reactions, heat, smoke, explosion or fire.
- Do not use or place the battery near a fire or any other heat sources (over 80 °C).
- Do not store the battery in a high temperature environment (>45 °C) for a long time.
- If the product is not used for a long time, please charge the battery to over 60% capacity, and recharge the battery within 6 months.
- When not in use, the product needs to turn off all switches.

Packing List

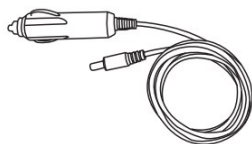
- 1pcs Portable Power Station
- 1pcs User Manual
- 1pcs AC/DC Adapter
- 1pcs Car Charging Cable (Optional)



Portable Power Station



AC/DC Adapter



Car Charging Cable

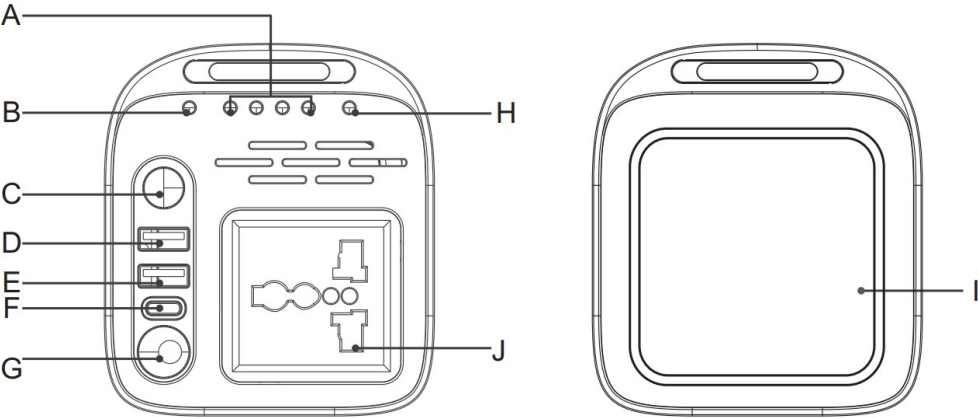


User Manual

Basic Parameters

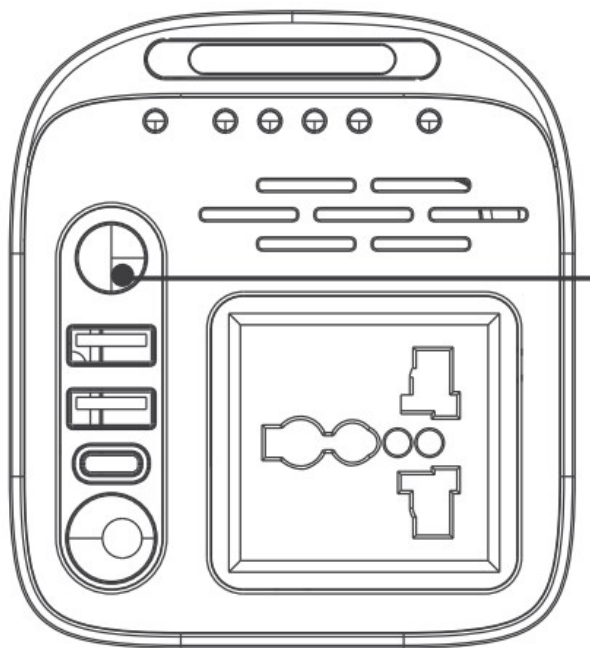
Item		Spec
Model		PS100
Shell Material		Aluminum Alloy + ABS + PC
Internal Battery		144Wh (3.6V 40000mAh)
Battery Type		Lithium Ion
Charging	Solar	12V-24V 2.6A Max
	Car Charger	12V-24V 2.6A Max
	Adaptor	16.8V 3A
AC Output	Power	100W
	Wave Form	Pure Sine Wave
	Voltage	100V/110V or 220V/230V
	Frequency	60Hz or 50Hz
DC Output	2x USB-A QC3.0	5V/3A, 9V/2A, 12V/1.5A (18W Max)
	1x USB-C PD	5V/2.4A, 9V/12V/15V 3A, 20V/2.25A (45W Max)
Floodlight		5W (High/Low/SOS)
Net Weight		1.62 kg
Product Dimensions		L220xW89xH100mm
Operation Temp		0 ~ 40°C
Operation Humidity		0 ~ 90%
Storage Temp		-20°C ~ 40°C
Certifications		CE, PSE, RoHS, FCC, UN38.3

Part Description



A	Battery Capacity Indicator	F	USB Type-C PD Output Port
B	Charging/Input Indicator	G	DC 12V-24V Input Port
C	Power/Function Button	H	AC Output Indicator
D	USB-A QC3.0 Output Port	J	AC Output Outlet
E	USB-A QC3.0 Output Port	I	LED Lamp

Power/Function Button:



1. Battery Indicators

Short press the button once, the battery indicators will lighten. The indicators will turn off automatically after 25 seconds standby.

2. DC Output

DC devices connects to USB-A and USB-C ports directly for charging or power supply and the battery indicator will lighten. The battery indicators will turn off automatically after disconnecting DC device.

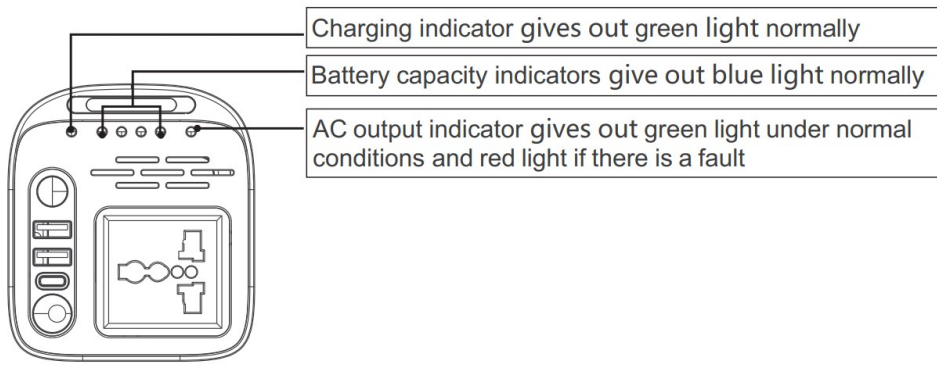
3. AC Output

Long press for 5 seconds to turn on AC output, long press for 5 seconds again to turn off.

4. LED Lighting:

Quick press the button twice to turn on the LED lamp, press again to switch the illumination and cycle it by low/high/SOS modes; quick double press again to turn off.

Features



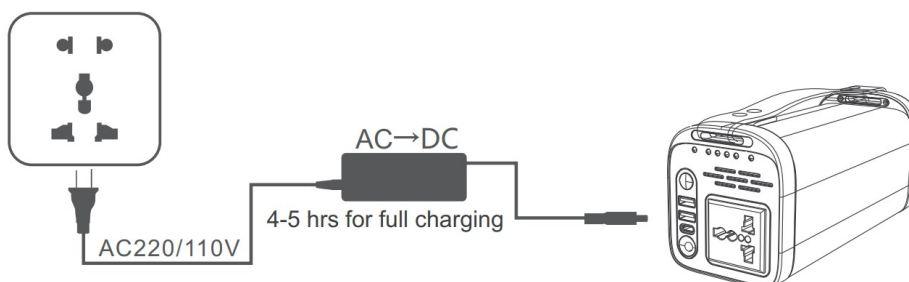
- Durable and lightweight aluminum alloy shell.
- Comfortable leather handle.
- Compact, portable and lightweight.
- Internal high energy density long cycle life lithium ion battery.
- LED indicators show battery capacity, charging status and inverter output.
- AC 100W inverter output powers various digital products and electrical devices, like laptop, fan, TV, etc.
- Dual USB QC3.0 24W ports charge most USB-enabled devices, like cellphone, GPS,
- Bluetooth, wearable watch, etc.
- USB Type-C port supports most USB-C devices, like laptop, tablets, cellphone, etc.
- 5 watts LED floodlight with 25+ hours long lighting, SOS function, and wide lighting coverage.
- Unique charging functionality supports voltage from DC 12V to 24V.
- Three ways to recharge by solar panel and included AC/DC adaptor.
- 50W fast charging function from AC/DC adaptor with 3 to 4 hours fully charged.
- Integrated circuit design improves safety, quality, efficiency and performance.

Operation Conditions

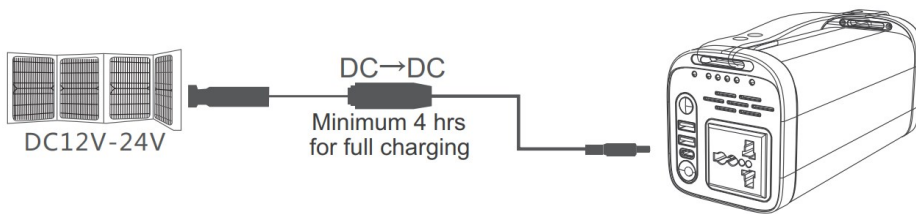
1. **Operational Environment:** indoor and outdoor (non waterproof)
2. **Operation Temperature:** charge 0°C~ 40 °C, discharge -20°C~ 60 °C
3. **Storage:** -20°C~ 40 °C

Charging

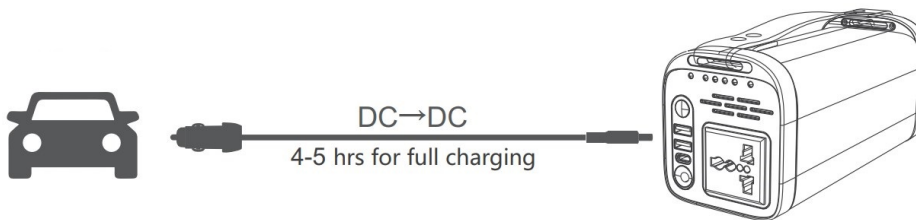
1. Charge by included AC/DC adapter.



2. Charge by Solar Panel.

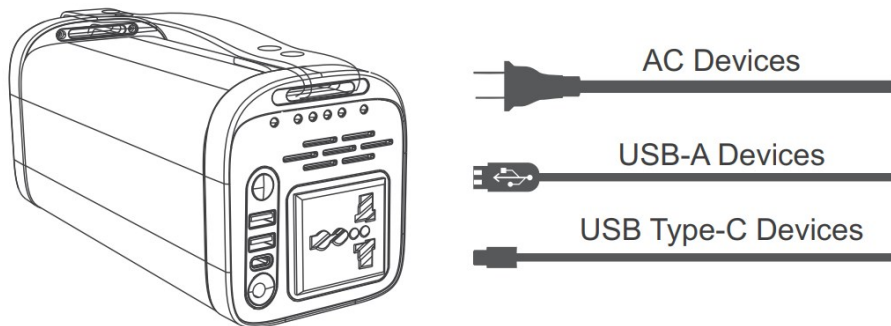


3. Charge by Car Port



Output

1. 100W AC outlet for lamp, fan, laptop and other small household and electronics appliances;
2. USB-A ports for smart phones, cameras, e-readers, tablet, wearable device, etc;
3. USB Type-C ports for laptop, tablets, smart phone and other latest consumer electronics.



AC Outout

TV(60W) 2-2.5 Hours	CPAP(40W) 3-4 Hours	Fan(60W) 2-2.5 Hours
Table Lamp(40W) 3-3.5 Hours	Electric Blanket(40W) 3-3.5 Hours	Projector(65W) 2-2.5 Hours

DC Outout

Drone(60Wh) 2-3 Times	Laptop(50Wh) 2-3 Times	Camera(30Wh) 4-5 times
Camera(14.5Wh) 8-10 Times	Tablet((15Wh) 8-10 Times	Phone(12Wh) 10-12 Times

FAQ (Frequently Asked Questions)

What device can be powered by the product?

Please check specification label of your device and make sure the power rating, voltage range meets the output of the product. For example, the AC output outlet can power most of device with power rating lower than 500W(800W), and the USB-A ports powers most of USB-enabled devices.

How long can the battery be stored after one charge?

The internal battery can keep capacity for 1 years after full charge. But it's strongly suggested to recharge the battery every 6 months.

Can the product be charged and discharged/output at the same time?

Yes, the product can be charged by solar panel or AC/DC adaptor and power your device simultaneously.

Is the internal battery replaceable?

It's not replaceable for an end user unless you have professional knowledge of lithium ion battery and power supply products. Once you open the product shell, the warranty will be invalid.



Documents / Resources



[SUNSLICE GRAVITY 144 100W Multi-Functional Power Station](#) [pdf] Instruction Manual
GRAVITY 144, 100W Multi-Functional Power Station, Functional Power Station, Power Station,
GRAVITY 144, Station