


SUNSGNE
Shamrocks Decorative
String Lights



SUNSGNE Shamrocks Decorative String Lights User Manual

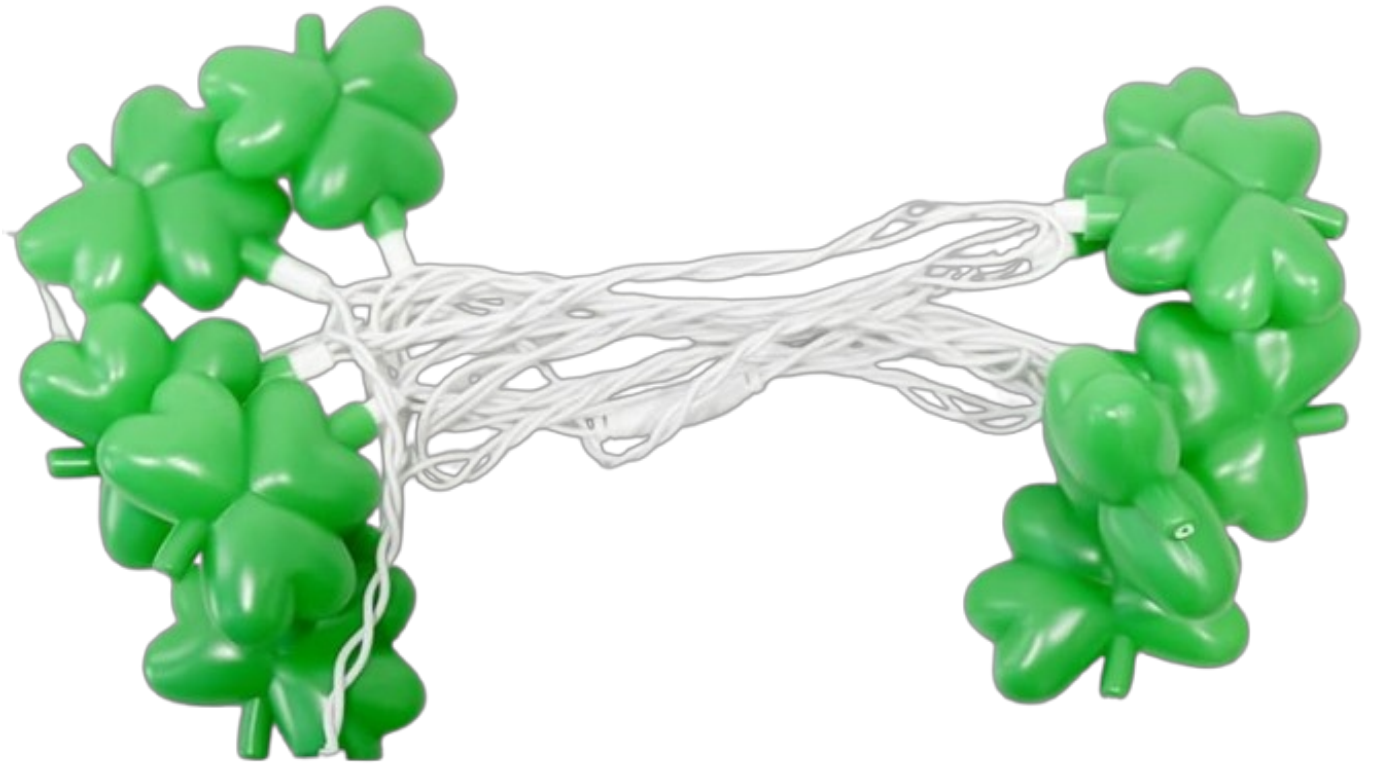
[Home](#) » [SUNSGNE](#) » SUNSGNE Shamrocks Decorative String Lights User Manual 

Contents

- [1 SUNSGNE Shamrocks Decorative String Lights](#)
- [2 INTRODUCTION](#)
- [3 SPECIFICATIONS](#)
- [4 WHAT'S IN THE BOX](#)
- [5 FEATURES](#)
- [6 SETUP GUIDE](#)
- [7 CARE & MAINTENANCE](#)
- [8 TROUBLESHOOTING](#)
- [9 PROS & CONS](#)
- [10 WARRANTY](#)
- [11 FREQUENTLY ASKED QUESTIONS](#)
- [12 References](#)



SUNSGNE Shamrocks Decorative String Lights



INTRODUCTION

Enjoy the joyous glow of the SUNSGNE Shamrocks Decorative String Lights on St. Patrick's Day. Ten tiny LED bulbs in a lucky clover pattern make up these 8.5-foot string lights, which are ideal for creating a quaint Christmas atmosphere. Two spares are included. These ornamental lights, which retail for \$31.43, are a perfect complement to your St. Patrick's Day décor, both indoors and out. These shamrock lights, which are manufactured by SUNSGNE, are lightweight, energy-efficient, and composed of sturdy plastic for long-lasting use. They are ideal for party venues, home décor, and festive occasions since they include end-to-end connectivity, which allows you to join up to 308 strings to cover vast areas. These UL-listed plug-in string lights add a little Irish flair to your room while ensuring safety. They are the ideal method to add lighting to your St. Patrick's Day festivities, whether they are placed on walls, windows, or fences.

SPECIFICATIONS


Product Name	SUNSGNE St. Patrick's Day Lights Shamrocks Decorative String Lights
Price	\$31.43
Power Source	Corded Electric
Light Color	Warm White
Total Length	8.5 ft
Number of Bulbs	10 mini LED bulbs (2 spare)
Bulb Wattage	0.07W per bulb
Lead with Male Plug	24 inches
Lead with Female Plug	6 inches
Bulb Spacing	8 inches
Plug Format	2-prong plug
End-to-End Connectivity	Can connect up to 308 strings (total wattage cannot exceed 216W)
Material	Plastic
Color Temperature	2200K (Warm White)
Safety Feature	UL listed, low voltage, does not overheat
Fuse Replacement	2 extra fuses included
Bulb Replacement	2 spare mini bulbs included (bulbs work in series)
Item Weight	8.8 ounces
Indoor/Outdoor Use	Suitable for both indoor and outdoor use
Ideal Usage	St. Patrick's Day, Irish Day, Parties, Weddings, Home Decorations
Installation	Easy to hang on fences, windows, tables, and walls

WHAT'S IN THE BOX


- 1*8.5FT Indoor String Lights(10 Green Clover + 10 Mini incandescent bulbs),
- 2*Spare Fuses
- 4*Spare Mini Bulbs,
- 1*user Manual

FEATURES

- **Shamrock-shaped lights:** Add festive Irish charm to the St. Patrick's Day theme.
- **The 8.5-foot length:** Makes it ideal for adorning both modest indoor and outdoor areas.



- **Ten LED bulbs, two spares, are included:** Provide brilliant illumination and standby bulbs in case they need to be changed.
- **Energy-efficient:** By using just 0.07W per bulb, power consumption is decreased.
- **Warm White Glow (2200K):** Produces a warm and joyous ambiance.
- **Lightweight plastic construction:** Makes it easy to store and long-lasting.
- **Stable and reliable illumination:** Ensured via corded electric power.
- **Up to 308 strings (a maximum of 216 watts) can be connected** , Allows for an end-to-end configuration.
- **UL Listed for Safety:** Approved for both indoor and outdoor use.
- **Male-to-male or male-to-female plugs:** These are the two connection options.
- **Multiple placement options:** It may be placed on windows, walls, doors, fences, fireplaces, and tables.
- **Simple Installation:** Without the need for additional tools, it is easy to set up.
- **Includes Spare Fuses:** Two spare fuses are included for simple replacement.
- **Series Circuit Design:** The complete set is restored when a single bulb dies.



SETUP GUIDE

- **Unpack and inspect:** Look for any missing parts or damaged lights.
- **Determine the power source:** Connect a two-prong plug to a regular outlet.
- **Select a Location:** Choose whether to hang the lights indoors or out.
- **Check all bulbs:** Before hanging, make sure all of the light bulbs are operational by plugging them in.
- **Plan Connection Setup:** Connect male to male or female to female if you're using numerous strings.
- **Securely Attach:** To keep the string lights in place, use zip ties, tape, or hooks.
- **Keep the Plug Handy:** For convenience, keep the power plug next to an outlet.
- **Evenly spaced:** Make sure the bulbs are at a consistent distance from one another.
- **Avoid Overstretching:** To avoid strain, give the wire some slack.
- **Use an outdoor outlet if required.** Ensure that any exterior installations are connected to a GFCI outlet that is weatherproof.
- **Connect Extra Strings:** Connect up to 308 strings (less than 216W total) if you're covering a big region.
- **Secure the Connection Points:** If necessary, use electrical tape to keep loose plugs in place.
- **Test again after setup:** Turn on the lights to look for any loose connections.
- **Reposition bulbs if needed:** Adjust them so that they are all in a visible and comfortable position.
- **Savor the Joyous Glow** Turn on your lights to create the ideal atmosphere for St. Patrick's Day.

CARE & MAINTENANCE

- **Unplug Before Cleaning:** Always turn off the electricity before working with lights.
- **Properly store the wire:** When not in use, coil it neatly to prevent tangling.
- **Check bulbs frequently:** Replace any broken or burned-out ones (spares provided).
- **Avoid overloading:** When connecting numerous strings, do not exceed 216 watts.
- **Handle with care:** Do not pull on the wire to avoid damaging the thin plastic.
- **Use Only Outdoor/Indoor Rated Accessories:** If necessary, ensure all extension cords are appropriate for outdoor use.
- **Secure in windy areas:** Fasten the wire with hooks or zip ties to prevent movement.
- **Keep the Plug Dry:** Prevent water damage by keeping the power plug in a covered or raised location.
- **Replace Fuses as Needed:** Check and replace the fuse (spares included) if lights stop working.
- **Avoid Heat Sources:** Keep lights away from open fires, fireplaces, and heaters.
- **Protect from extreme weather:** Keep lights out of moisture and extremely hot or cold temperatures.
- **Clean gently:** Use a soft, dry cloth to remove dust or grime.
- **Check for Frayed Wires:** Inspect for any exposed or damaged wires before each use.
- **Utilize Timers to Save Energy:** Install a timer switch to automatically turn off lights.
- **Unplug When Not in Use:** To increase lifespan, turn off the power when not in use.



TROUBLESHOOTING

Issue	Possible Cause	Solution
Lights won't turn on	Blown fuse	Replace fuse (2 extras included)
Some bulbs not working	Burnt-out bulb	Replace with included spare bulbs
Lights flickering	Loose connection	Check plug connections and tighten
Overheating	Excessive wattage connection	Ensure total wattage does not exceed 216W
One section of lights out	Series wiring failure	Identify and replace faulty bulb
Plug not fitting outlet	Wrong plug format	Use a proper 2-prong outlet
String too short	Insufficient coverage	Connect multiple strings (up to 308)
Outdoor use issues	Weather exposure	Install in a covered outdoor area
Bulbs appear dim	Voltage fluctuations	Ensure stable power supply
Difficult to hang	No mounting accessories included	Use hooks or clips for secure placement

PROS & CONS

Pros:

- Energy-efficient LED bulbs with low voltage operation.
- End-to-end connection supports linking multiple strings.
- Lightweight and easy to install for versatile decor.
- Includes two extra mini bulbs and two replacement fuses.
- UL-listed for both indoor and outdoor use.

Cons:

- Bulbs work in series, requiring replacement if one fails.
- Limited to St. Patrick's Day and Irish-themed events.
- Plastic construction may feel less premium.
- Not battery-operated, requiring a power outlet.
- Maximum connection limited to 216 watts for safety.

WARRANTY

SUNSGNE provides a **one-year limited warranty** covering manufacturer defects and functional issues under normal use. The warranty does not cover accidental damage, improper installation, burnt-out bulbs from extended use, or tampering with electrical components. For warranty claims, customers must contact SUNSGNE customer support with proof of purchase.

FREQUENTLY ASKED QUESTIONS

What are the key features of the SUNSGNE St. Patrick's Day Shamrocks Decorative String Lights?

The SUNSGNE Shamrocks Decorative String Lights feature 10 mini LED bulbs (with 2 spare bulbs), an 8.5-ft length, end-to-end connection capability, and low-energy consumption for safe and long-lasting use.

What is the total length of the SUNSGNE Shamrocks Decorative String Lights?

The total length is 8.5 feet, with 24 inches of lead wire with a male plug and 6 inches of lead wire with a female plug.

Can I connect multiple sets of SUNSGNE Shamrocks Decorative String Lights together?

These lights support end-to-end connections and can be connected in two ways (male plug to female plug or male plug to male plug). However, the total wattage should not exceed 216 watts, meaning you can connect up to 308 sets.

What is the power consumption of each LED bulb in the SUNSGNE Shamrocks Decorative String Lights?

Each mini LED bulb consumes 0.07W, ensuring energy efficiency and low heat output.

What is the light color and temperature of the SUNSGNE Shamrocks Decorative String Lights?

The lights emit a warm white glow with a color temperature of 2200K, providing a cozy and festive ambiance.

How many spare bulbs are included with the SUNSGNE Shamrocks Decorative String Lights?

The set includes 2 extra LED mini bulbs for replacements.

How do I install the SUNSGNE Shamrocks Decorative String Lights?

These lights are easy to hang on windows, walls, doors, fences, and fireplaces using clips, nails, or adhesive hooks.

References

- [User Manual](#)

[Manuals+](#), [Privacy Policy](#)

This website is an independent publication and is neither affiliated with nor endorsed by any of the trademark owners. The "Bluetooth®" word mark and logos are registered trademarks owned by Bluetooth SIG, Inc. The "Wi-Fi®" word mark and logos are registered trademarks owned by the Wi-Fi Alliance. Any use of these marks on this website does not imply any affiliation with or endorsement.