



# SUNRICHER 0-10V BLE Fixture Integrated Sensor Controller User Guide

[Home](#) » [SUNRICHER](#) » SUNRICHER 0-10V BLE Fixture Integrated Sensor Controller User Guide

## Contents [ [hide](#) ]

- [1 SUNRICHER 0-10V BLE Fixture Integrated Sensor Controller](#)
- [2 PRODUCT INFO](#)
- [3 Parameters](#)
- [4 FEATURES](#)
- [5 DIMENSION](#)
- [6 SPECIFICATION](#)
- [7 DETECTION PATTERN](#)
- [8 OPERATION](#)
- [9 WIRING](#)
- [10 Documents / Resources](#)
- [11 Related Posts](#)

# SUNRICHER

**SUNRICHER 0-10V BLE Fixture Integrated Sensor Controller**

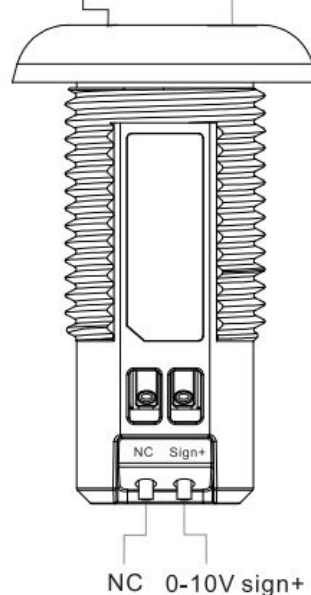
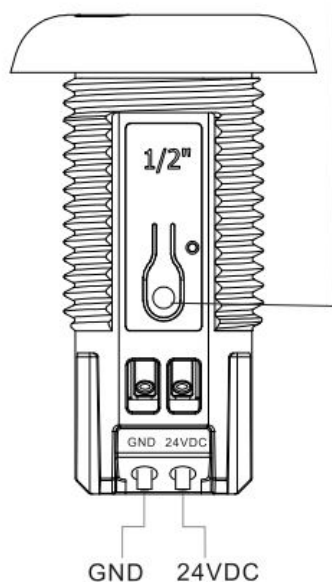


## PRODUCT INFO

**Reset Key:** Press it to help withdraw the device from internet/APP, LED flashes quickly indicates success.

**Indicator:** It flashes three times, which means that it has been added to or exited from the network.

**Light sensor:** Ambient light detection and daylight harvesting



NC: No Connection

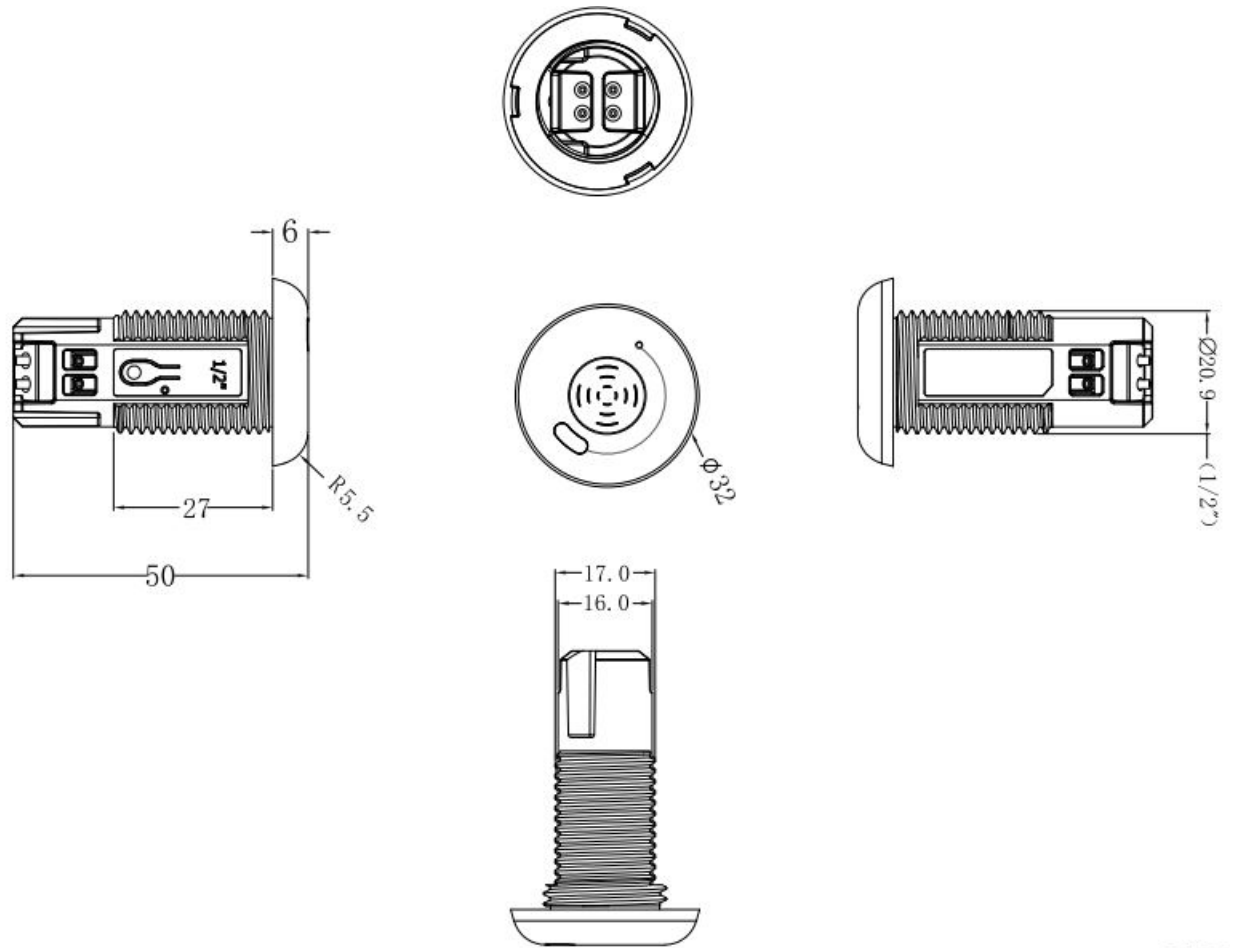
## Parameters

Input		Output, 011-1 av		Control		Environment		Others
Power	Signal	Current		Dimming Curve	Dimming Method	Operating temperature	Relative humidity	Size
12-36VDC	Bluetooth A	Max. 20mA		Logarithmic	PWM	-20 °C-+50 °C	8% to 80 %	See dimensions

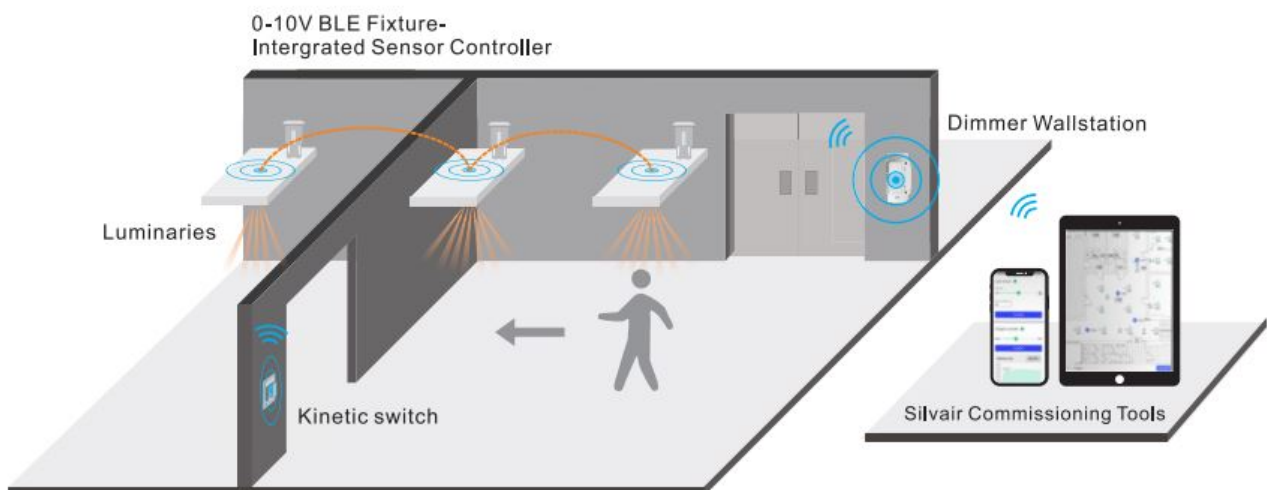
## FEATURES

- Bluetooth to 0-1 0V signal converter,Bluetooth® mesh network
- Built-in 20mA 0-10V signal output
- Mesh network, which has a much longer control distance, transmits received signals to neighboring devices
- All devices on 0-1 0V line are broadcast controlled by mobile application
- Supporting our kinetic energy switches and EnOcean switches EWSSB and EWSDB
- In typical indoor environment, the typical range for wireless communication is 20m to 25m. Actual range is dependent on field installation.
- Available with Magnetic reset (Touch the top part of sensor for 5 seconds)
- On-board antenna
- Waterproof grade: IP20
- 5 years warranty

## DIMENSION



## APPLICATION



## SPECIFICATION

### ENERGY SAVINGS

- Low/High-end trimming
- Daylight harvesting
- Occupancy/Vacancy detection
- Auto and advanced demand response programs
- Time-of-Day dimming schedule

- Energy monitoring

## COMFORT & CONVENIENCE

- Advanced occupancy detections
- Light-level stability
- Configurable dim-and-linger occupancy
- Personalized setting profile
- Work with kinetic switch keypad and dimmer wallstation
- Multi-scenes control

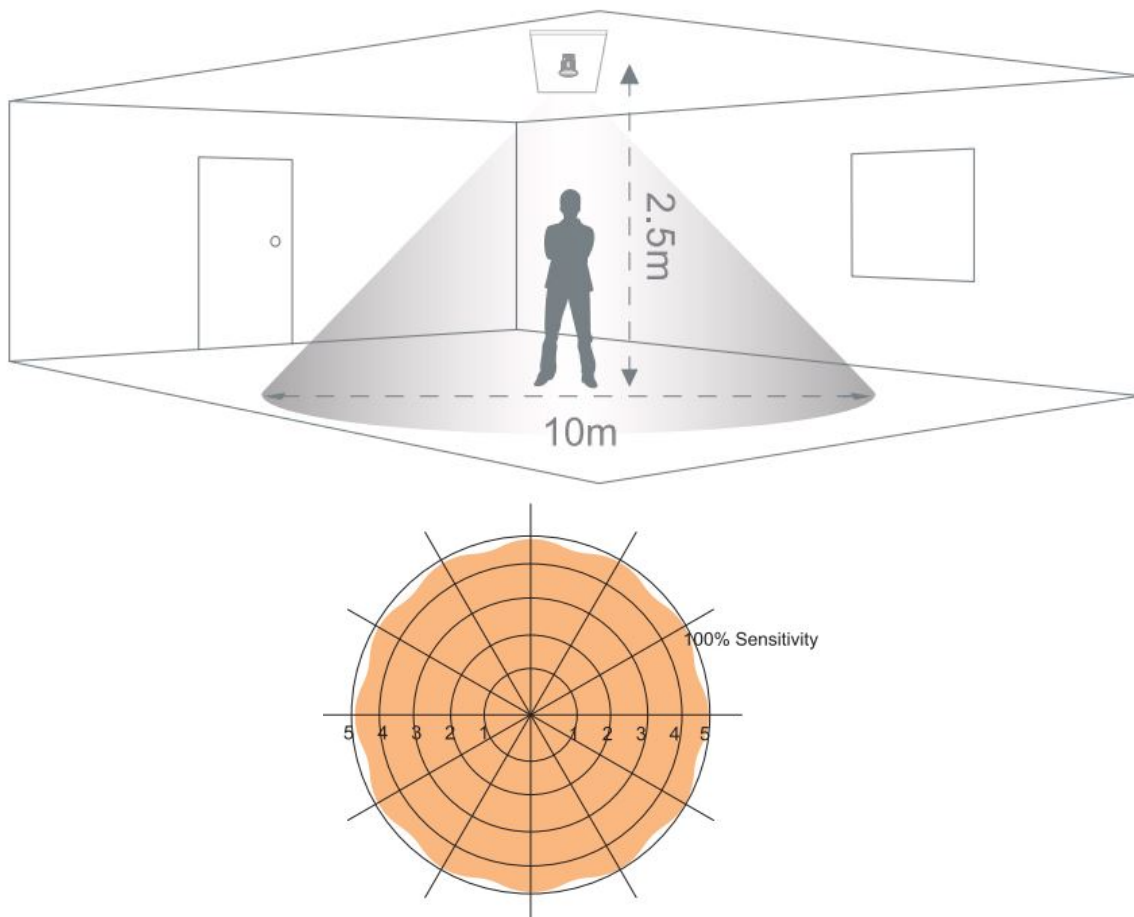
## SENSING

- **Mounting height:** 3m
- **Recommended mounting height:** 2.5m
- **Detection area diameter:** 10m@2.5m

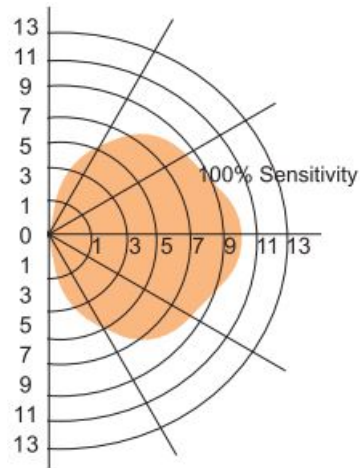
## ENVIRONMENT AND APPROBATION

- **Operating temperature:** -20 ° C to 55 ° C
- **Agency approvals:** CE/Ro HS/UL Com ming soon ...
- **Warranty:** 5 years

## DETECTION PATTERN



- **Ceiling Pattern** (Unit: m)
- **Installation Height:** 2.5m
- **Sensitivity:** highest
- **Movement speed:** 0.2-0.3m/S



- **Wall Pattern** (Unit: m)
- **Installation Height:** 2.5m
- **Sensitivity:** highest
- **Movement speed:** 0.2-0.3m/S

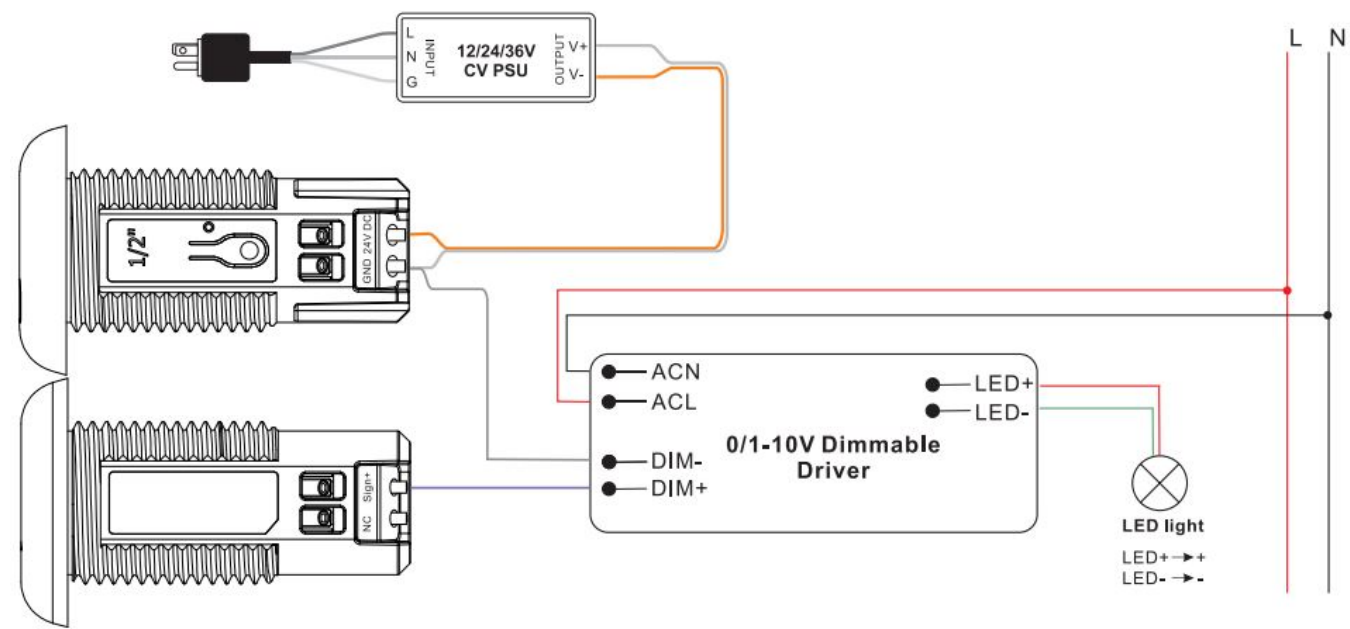
## WARNING

- DO NOT install with power applied to device
- DO NOT expose the device to moisture

## OPERATION

- Do wiring according to connection diagram
- Kindly refer to Silvair commissioning User Manual for further pairing
- Press and hold down the “Reset” button on the controller over 5 seconds until the indicator flashes , which means it has been reset.
- Available with Magnetic reset (Touch the top part of sensor for 5 seconds)

WIRING




Update log

Date	Version	Update content	Update by
2022-1-15	V1.1	Detection range	Romeo

[www.sunricher.com](http://www.sunricher.com)

Documents / Resources

	<p><b>SUNRICHER 0-10V BLE Fixture Integrated Sensor Controller</b> [pdf] User Guide</p> <p>0-10V BLE, 0-10V BLE Fixture Integrated Sensor Controller, Fixture Integrated Sensor Controller, Sensor Controller</p>
---	---