



sunmi P2 Multifunction Base Smart Payment Terminal User Guide

[Home](#) » [SUnmi](#) » **sunmi P2 Multifunction Base Smart Payment Terminal User Guide** 

Contents

- [1 sunmi P2 Multifunction Base Smart Payment Terminal](#)
- [2 Product Profile](#)
- [3 Status Indication](#)
- [4 Statements](#)
- [5 Technical specifications](#)
- [6 FCC compliance statement](#)
- [7 Documents / Resources](#)
 - [7.1 References](#)
- [8 Related Posts](#)

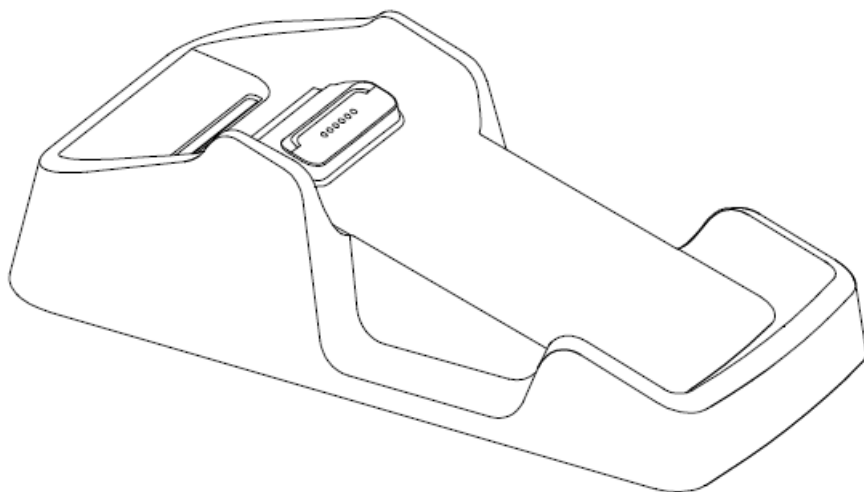


sunmi P2 Multifunction Base Smart Payment Terminal

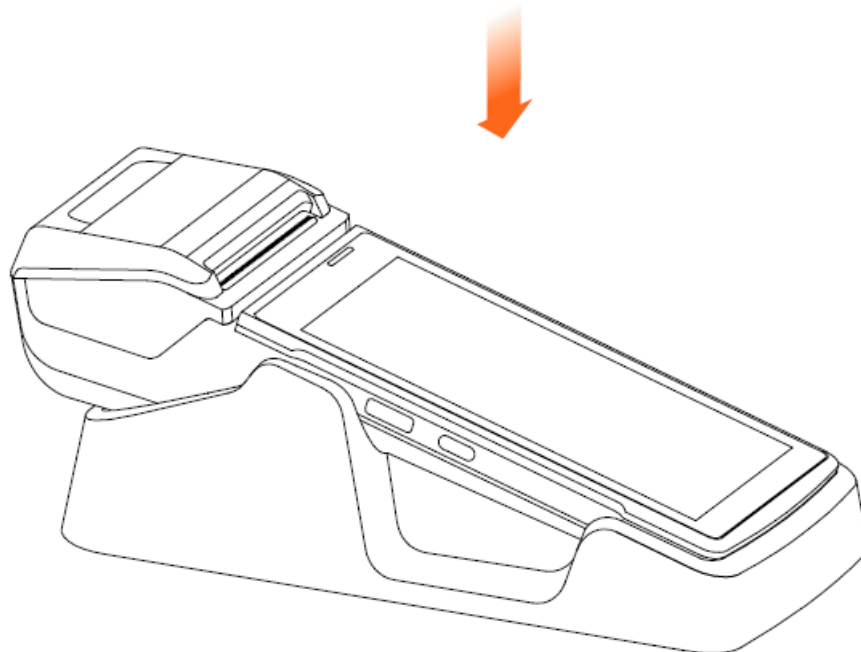


Product Profile

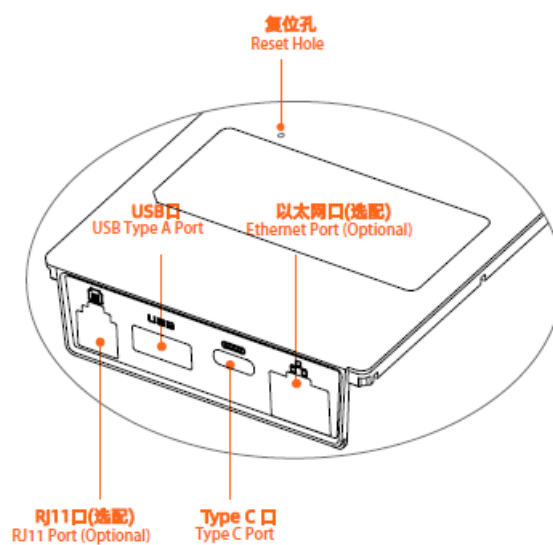
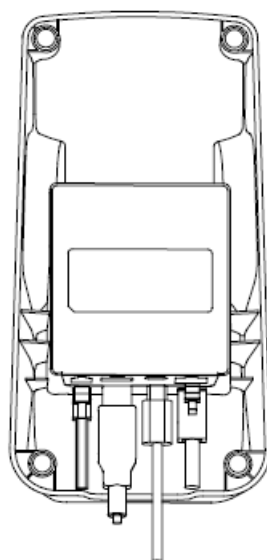
- The multifunctional base provides charging, USB port expansion, Wi-Fi Internet access and wireless data transmission functions for Smart Payment Terminal



- If you need to change the WiFi configuration of the POS Base , First remove the network cable of the Ethernet interface, connect the host to the POS Base WiFi, enter "192.168.1.1" on the host's browser page, enter the router setting system (account: admin, password: admin), and enter "Wireless-Hotspot Settings" to set the WiFi name and password.



- Put POS on Base, then start charging, or access internet through the Base (Optional)
- Only support for SUNMI



Status Indication

Color \ Status	Status		
	Off	On	flashing
Left	No network	/	Transfer data
Right	Nonetwork connection	Network cable connection	/

- When you notice an unusual smell, overheating or smog, turn off the power immediately.
- Do not use in extremely hot and cold environments, such as near fire or lit cigarettes;
- Try to use it in a clean, dust-free environment to prevent small items from falling into the terminal;
- Do not use it near medical equipment without permission.

Statements

- The company is not responsible for the following actions
- Damage caused by use and maintenance without the conditions described in this guide;
- The company will not be responsible for any damages or problems caused by the alternatives or consumables (not the original products or approved products provided by the company). Without consent of the company. It is not authorized to make product modifications or changes.

Disclaimer

Due to product updates, some details of this document may not match the product, please refer to the actual product, and the right to interpret this document belongs to the company. The right to modify this guide without prior notice is reserved

Adapter	Input: AC110 ~ 220V/0.3 ~ 0.4A
	/Output: DC5V/2A, USB Type-C

Technical specifications

For more technical specifications, please visit: www.sunmi.com.

The product information listed on this page may be updated from time to time due to product upgrades or other reasons. SUNMI reserves the right to modify the product information and contents on this page without notice

- EU Representative :SUNMI France SAS 186,avenue Thiers,69006 Lyon,France
- This device complies with the basic recommendations and other relevant measures in the 2014/30/EU and 2014/35/EU directive.
- This symbol means that it is forbidden to dispose the product of with normal household waste. At the end of the product life cycle, waste equipment should be taken to designated collection points, returned to the distributor when purchasing a new product, or contact your local authority representative for detailed information on

WEEE recycling.

- This device complies with part 15 of the FCC Rules. Operation is subject to the following two conditions:(1) This device may not cause harmful interference, and (2) this device must accept any interference received,including interference that may cause undesired operation.

Conformity CE

Hereby, Shanghai Sunmi Technology Co., Ltd. declares that this device is in compliance with the essential requirements and other relevant provisions of Radio Equipment Directive 2014/53/EU.The full text of the EU declaration of conformity is available at the following internet address:

<https://developer.sunmi.com/docs/read/en-US/maaeghjk480>

FCC compliance statement

This device complies with Part 15 of the FCC Rules. Operation is subject to the following two conditions: (1) this device may not cause harmful interference, and (2) this device must accept any interference received, including interference that may cause undesired operation.

This equipment complies with FCC radiation exposure limits set forth for an uncontrolled environment. This equipment should be installed and operated with minimum distance 20cm between the radiator & your body.

Note: This equipment has been tested and found to comply with the limits for a Class B digital device, pursuant to part 15 of the FCC Rules. These limits are designed to provide reasonable protection against harmful interference in a residential installation.This equipment generates, uses and can radiate radio frequency energy and, if not installed and used in accordance with the instructions, may cause harmful interference to radio communications. However, there is no guarantee that interference will not occur in a particular installation. If this equipment does cause harmful interference to radio or television reception, which can be determined by turning the equipment off and on, the user is encouraged to try to correct the interference by one or more of the following measures:

- Reorient or relocate the receiving antenna.
- Increase the separation between the equipment and receiver.
- Connect the equipment into an outlet on a circuit different from that to which the receiver is connected.
- Consult the dealer or an experienced radio/TV technician for help.

Caution: The user is cautioned that changes or modifications not expressly approved by the party responsible for compliance could void the user's authority to operate the equipment.

ISED Canada compliance statements

This device complies with ISED Canada licence-exempt RSS standard(s). Operation is subject to the following two conditions: (1) this device may not cause interference, and (2) this device must accept any interference, including interference that may cause undesired operation of the device.


This equipment complies with RSS-102 radiation exposure limits set forth for an uncontrolled environment. This equipment should be installed and operated with minimum distance 20cm between the radiator & your body.

Table for Names and Content Identification of Toxic and Hazardous Substances in this Product

Shanghai Sunmi Technology Co., Ltd.

Address: Room 505, KIC Plaza, No.388 Song Hu Road, Yang Pu District, Shanghai, China

Documents / Resources



[sunmi P2 Multifunction Base Smart Payment Terminal](#) [pdf] User Guide
FCRADLE, 2AH25FCRADLE, P2, P2 Multifunction Base Smart Payment Terminal, Multifunction Base Smart Payment Terminal, Smart Payment Terminal, Payment Terminal

References

- [mi ǎ°ç±³ǎ•†ǎŸŽ](#)
- [S SUNMI - BloT for Business 4.0](#)

Manuals+.