



SUDOTACK SP-70 Multi-Functional Karaoke Machine System User Manual

[Home](#) » [Sudotack](#) » SUDOTACK SP-70 Multi-Functional Karaoke Machine System User Manual 

Contents

- [1 SUDOTACK SP-70 Multi-Functional Karaoke Machine System](#)
- [2 Packing List](#)
- [3 Product Description](#)
- [4 Features](#)
- [5 Button Functions](#)
- [6 Charging notes](#)
- [7 Warranty Policy](#)
- [8 Documents / Resources](#)
 - [8.1 References](#)
- [9 Related Posts](#)

The SUDOTACK logo consists of the brand name in white, uppercase, sans-serif font, centered within a solid orange rectangular background.

SUDOTACK SP-70 Multi-Functional Karaoke Machine System



Packing List



Portable Speaker



Wireless Microphone

Product Description

SUDOTACK SP-70 multi-functional Karaoke machine system includes handheld wireless microphones and a 6-inch HD speaker whose amplifying distance reaches 49ft/15m. The powerful TWS function allows you to pair two Maono SP-70 systems for stereo effect. There are independent control buttons for microphone volume, reverb, colorful RGB lights on/off, etc. Functions such as built-in 87.5-108MHz radio, Aux-in, TF slot, and USB Flash Drive port offer various playback options to play MP3, WAV or other audio formats. You can also know the working status via clear digital display. Maono SP-70 portable Karaoke system is medium-sized and has a fashionable looking. The high-voltage system ensures enough volume boost, and the internal large-capacity rechargeable lithium-ion battery guarantees long working hours. The system is ideal for family party, outdoor performance, teaching, etc.

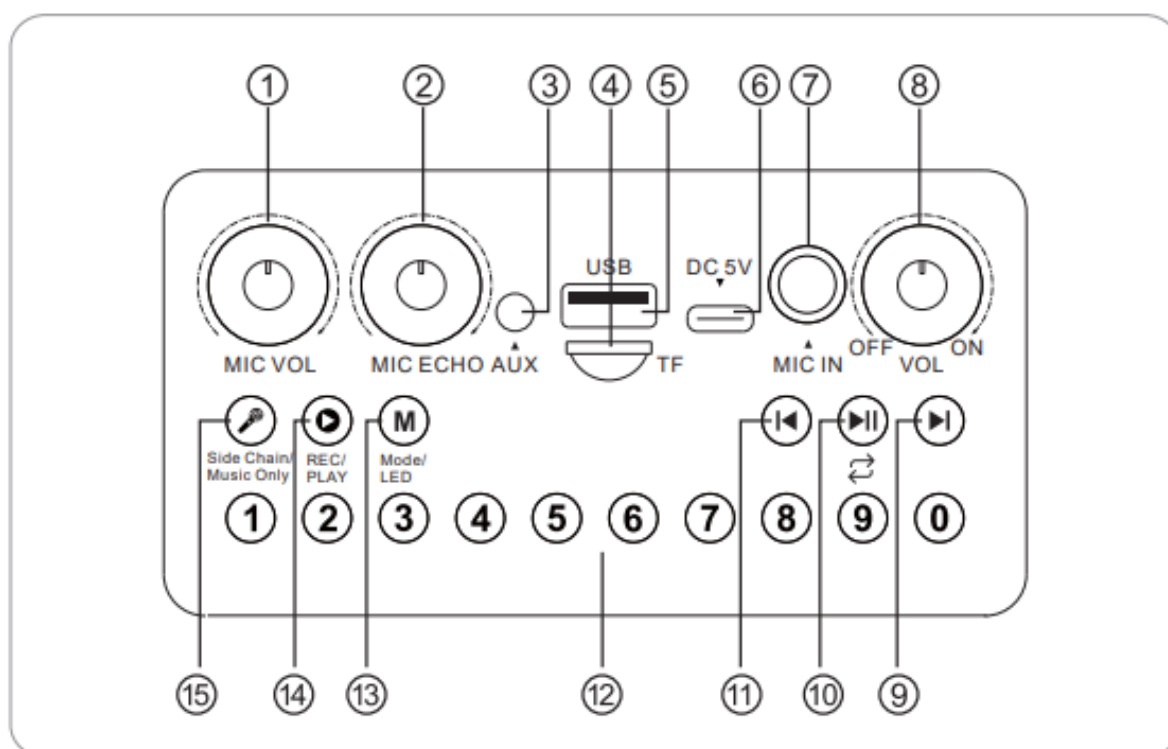
Features

- TWS connection mode: To enjoy true wireless stereo audio, when the device Bluetooth mode is on, please click Pause button of any Maono SP-70 for auto-connection of the subsidiary and main Karaoke devices. And then connect Bluetooth device like phone to the the subsidiary and main Karaoke devices. Long hold the Pause button to stop Bluetooth connection.
- The latest Bluetooth technology offers high-quality audio and easy connection with Bluetooth devices like

smart phones.

- Features 6.5mm mic input. Supports VHF band wireless microphone.
- Multi-functional digital song ordering via one button or multiple buttons. Allow you to switch songs in USB flash drive or Micro SD card, or switch radio channels.
- The fashionable device can be used in office, home, outdoor travelling, office, entertain-ment, studying, etc.
- A standard 3.5mm audio input jack for connecting phones or computers.
- Supports TF card or USB flash drive playback options to play MP3 or WAV.
- Features a built-in highly sensitive 87.5-108MHz FM radio with a high capacity rechargeable lithium-ion battery.
- Features digital display for easy operation and clear display.
- Low power consumption, high-power Cat-F digital efficiency.

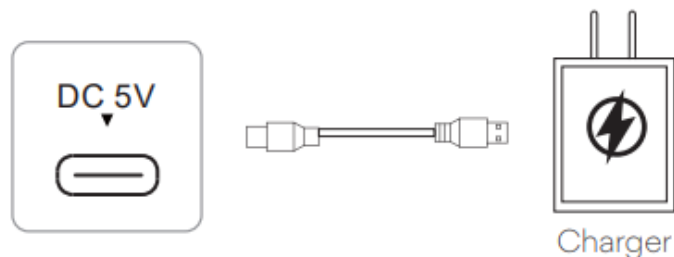
Button Functions



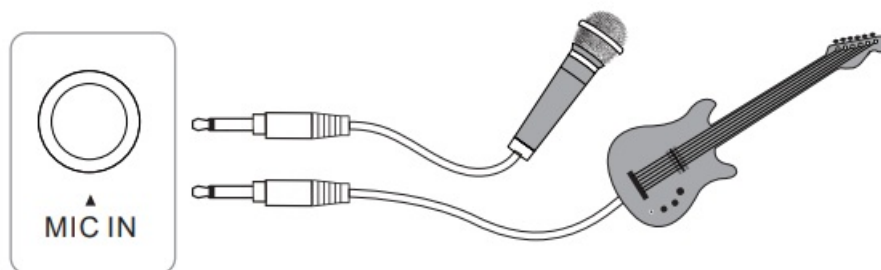
1. Mic volume knob: Turn the knob clockwise to increase mic volume, turn the knob anticlockwise to decrease or turn off mic volume.
2. Mic reverb knob: Turn the knob clockwise to increase mic reverb effect, turn the knob anticlockwise to decrease or turn off mic reverb effect.
3. Accompaniment/Audio port: Import accompaniment music and AUX.



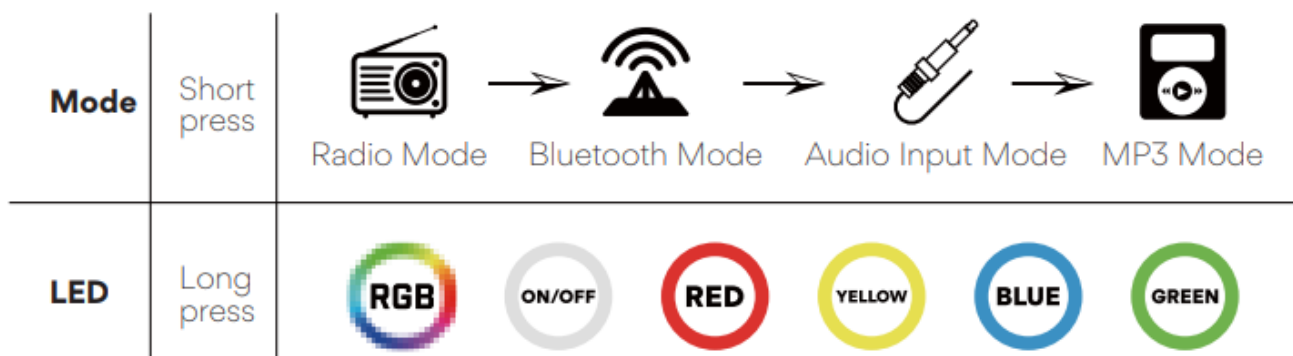
4. TF Card slot: Insert TF card to playback MP3 files in it.
5. USB port: Insert USB flash drive to playback MP3 files in it
6. DC 5V Charging Port: Use the included USB-C charging cable to charging the device via USB port of phone charger.



7. Mic/Instrument Port: Supports cabled microphone and Instrument audio input.





8. Power/Volume Knob: Turn the knob clockwise to turn on device, keep turning to increase volume. Turn the knob anticlockwise to decrease volume, keep turning to turn off device.
9. Next Song: Press the button to play the next song, long hold for fast forward. In radio mode, short press the button for next channel.
10. [] Play/loop Button: Short press the button to play/stop playing. In MP3 mode, long hold the button to repeat playing a song or a playlist. In radio mode, long hold the button to search for radio channel. In Bluetooth mode, long hold the button to disconnect. While playing audio, long hold the button to delete recording.
11. Previous Song: Short press the button to play previous song, long hold the button for fast reverse. In radio mode, short press the button to play previous channel.
12. Number Button(1-0): Tapping two or more buttons to select songs. For instance, tapping button No.1 and No.2 to play the 12th song in USB flash drive or Micro SD card.
13. [M] Mode/LED: Short press to convert from radio mode, Bluetooth mode, audio input mode, MP3 mode. Long hold the button to switch light modes.



14. Recording/Playing Button: Long hold the button to record, while recording, short press the button to end recording. Short press the button to play USB disk/TF Card audio. Please be noted the recording function is only available when there is a USB disk, TF card, cabled microphone/wireless microphone connected to the device)
15. Music Only/Microphone Priority: Short press the button to turn on/off microphone priority function. Long press the button to turn on/off music only.

Charging notes

1. Battery symbol status: fully charged symbol  , low battery symbol  Indicator light on indicates charging, indicator light off indicates fully charged.
2. Plug charging cable of charger to the product's DC 5V charging port to charge the device.

Cautious

Please charge the device via 10w or above charger, or you can use chargers with higher voltage than 5V/2A(10W). Since there is built-in high capacity battery, please keep the product away from high-temperature environment. Please fully charge the device for long-term storage.


Warranty Policy

Thanks for purchasing Sudotack products, please read user manual carefully before using products. If you have any suggestions for us, please contact us in Order page or SUDOTACK official website. We will serve you wholeheartedly!

Official website: www.sudotack.com

Email: support@sudotack.com

Documents / Resources

	<p>SUDOTACK SP-70 Multi-Functional Karaoke Machine System [pdf] User Manual SP-70, SP70, 2AJJB-SP-70, 2AJJBSP70, SP-70 Multi-Functional Karaoke Machine System, Karaoke Machine System, SP-70 Multi-Functional Karaoke, Multi-Functional Karaoke, SP-70</p>
---	--

References

-  [sudotack](#)

Manuals+.