



Sudio-E2 Wireless Earbuds User Manual

[Home](#) » [Sudio](#) » Sudio-E2 Wireless Earbuds User Manual 


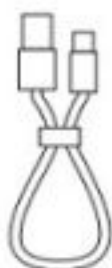

Contents

- 1 Sudio-E2 Wireless Earbuds User Manual
- 2 Included
 - 2.1 Putting on eartips
 - 2.2 Correct fit
- 3 Switching between listening modes
 - 3.1 Charging
- 4 Battery level LED indication
- 5 Turning on and off
- 6 factory reset
- 7 Studio Help Center
- 8 FCC STATEMENT :
- 9 conditions:
- 10 Read More About This Manual & Download PDF:
- 11 Documents / Resources
- 12 Related Posts

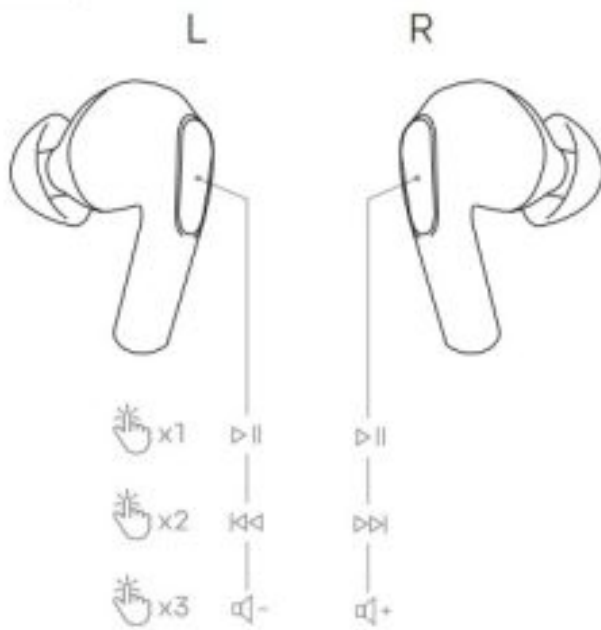
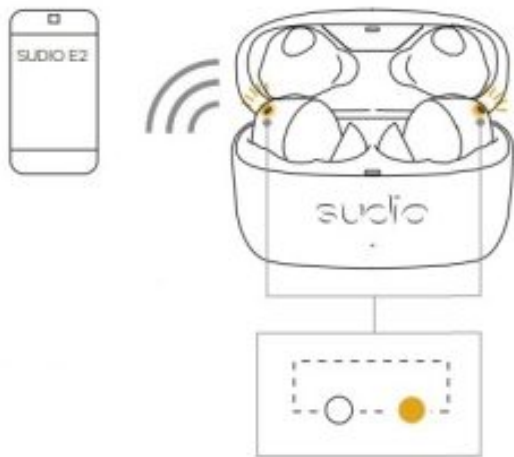
Sudio-E2 Wireless Earbuds User Manual

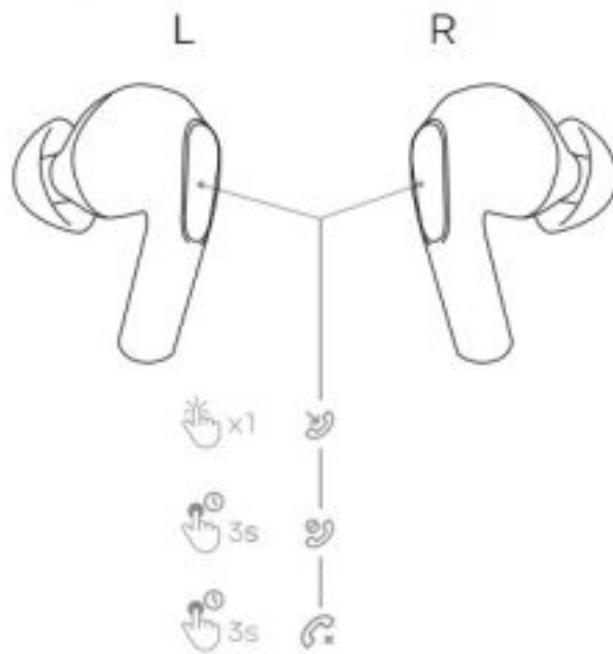


Included

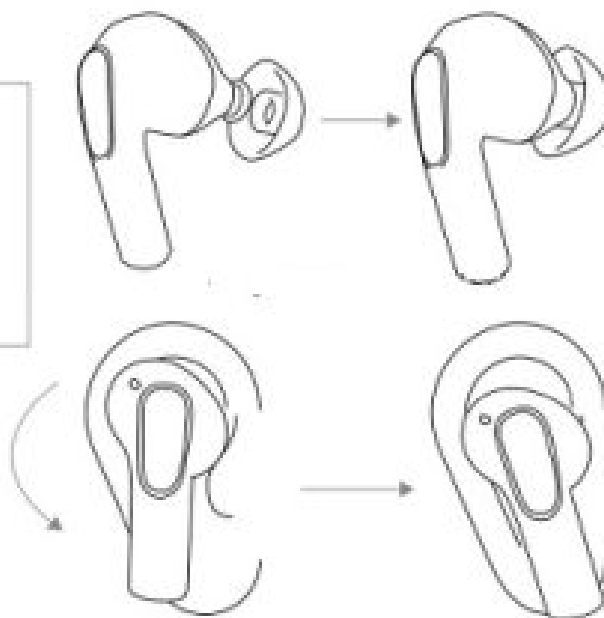



1. Activate Bluetooth on your device.
2. Lift earphones from the charging case
3. Select Studio E2 Studio E2



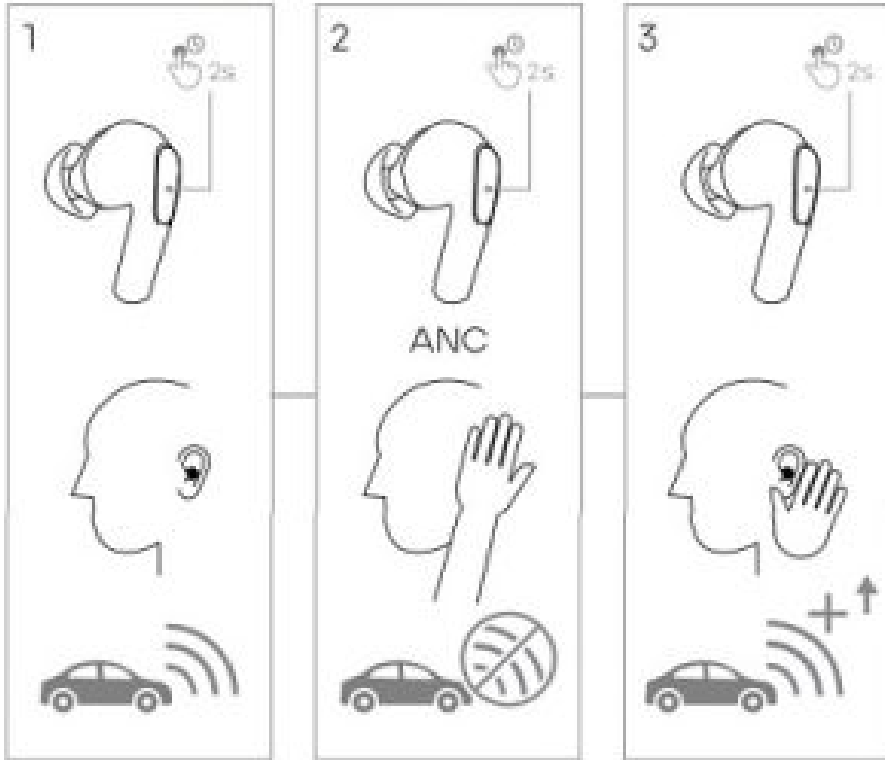


Putting on eartips

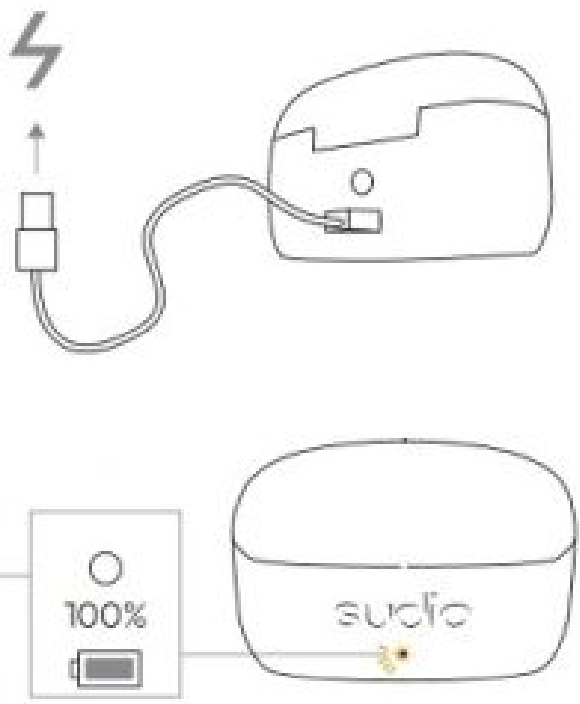


Correct fit

Switching between listening modes

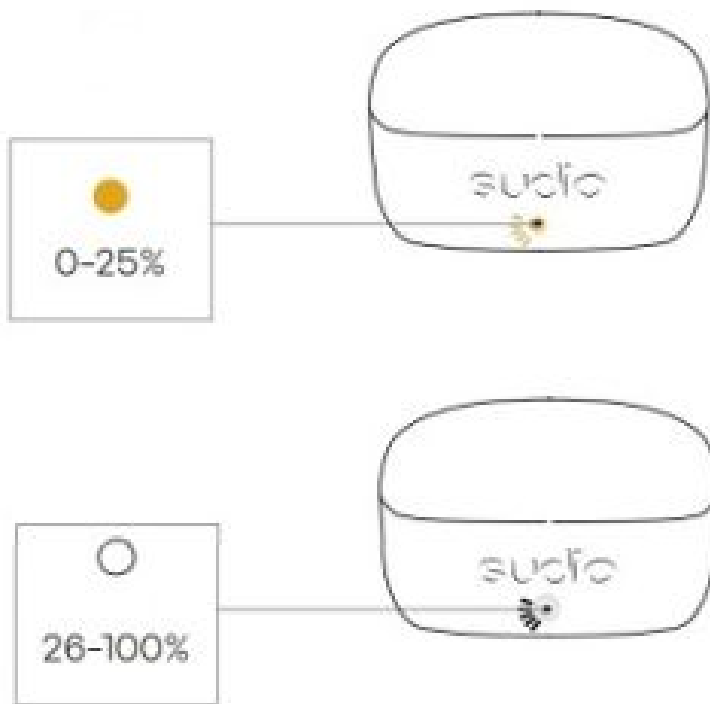



Charging

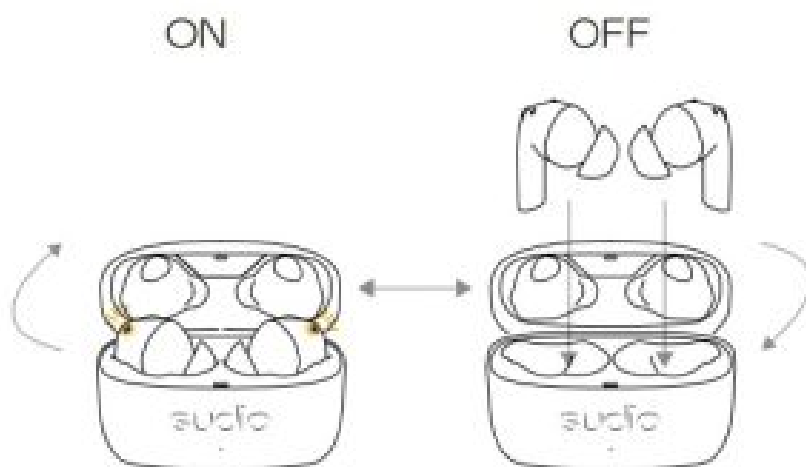


Charging LED indication

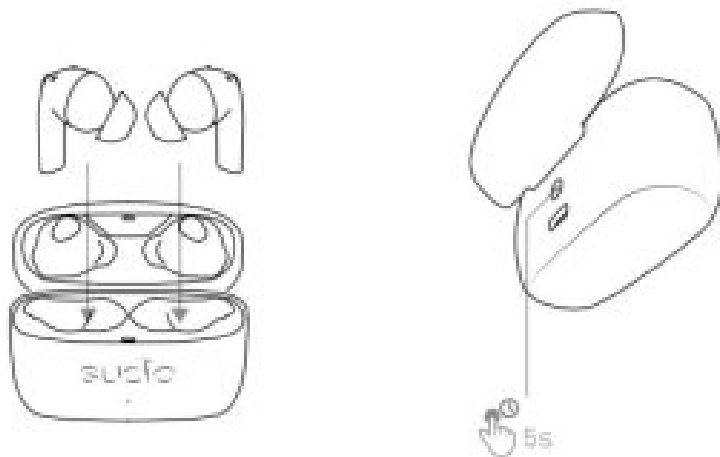
Battery level LED indication



Turning on and off



factory reset



Studio Help Center



[SUDIO.COM/HELPCENTER](https://sudio.com/helpcenter)

FCC STATEMENT :

This device complies with Part 15 of the FCC Rules. Operation is subject to the following two conditions:

This device may not cause harmful interference, and

This device must accept any interference received, including interference that may cause undesired operation.

Warning: Changes or modifications not expressly approved by the party responsible for compliance could void the user's authority to operate the equipment.

NOTE: This equipment has been tested and found to comply with the limits for a Class B digital device, pursuant to Part 15 of the FCC Rules. These limits are designed to provide reasonable protection against harmful interference in a residential installation. This equipment generates uses and can radiate radio frequency energy and, if not installed and used in accordance with the instructions, may cause harmful interference to radio communications. However, there is no guarantee that interference will not occur in a particular installation. If this equipment does cause harmful interference to radio or television reception, which can be determined by turning the equipment off and on, the user is encouraged to try to correct the interference by one or more of the following measures:

Reorient or relocate the receiving antenna. Increase the separation between the equipment and receiver.

Connect the equipment into an outlet on a circuit different from that to which the receiver is connected.

Consult the dealer or an experienced radio/TV technician for help.

RF warning statement:

The device has been evaluated to meet general RF exposure requirement.

The device can be used in portable exposure condition without restriction.


This device complies with Industry Canada license-exempt RSS standard(s). Operation is subject to the following two

conditions:

- 1. this device may not cause interference, and
- 2. this device must accept any interference, including interference that may cause undesired operation of the device.”

Read More About This Manual & Download PDF:

Documents / Resources

	sudio Sudio-E2 Wireless Earbuds [pdf] User Manual SUDIOE2, 2AF9P-SUDIOE2, 2AF9PSUDIOE2, Sudio-E2 Wireless Earbuds, Sudio-E2, Wireles s Earbuds
---	--