



sudio F2 Portable Bluetooth Speaker Owner's Manual

[Home](#) » [Sudio](#) » sudio F2 Portable Bluetooth Speaker Owner's Manual 

Contents

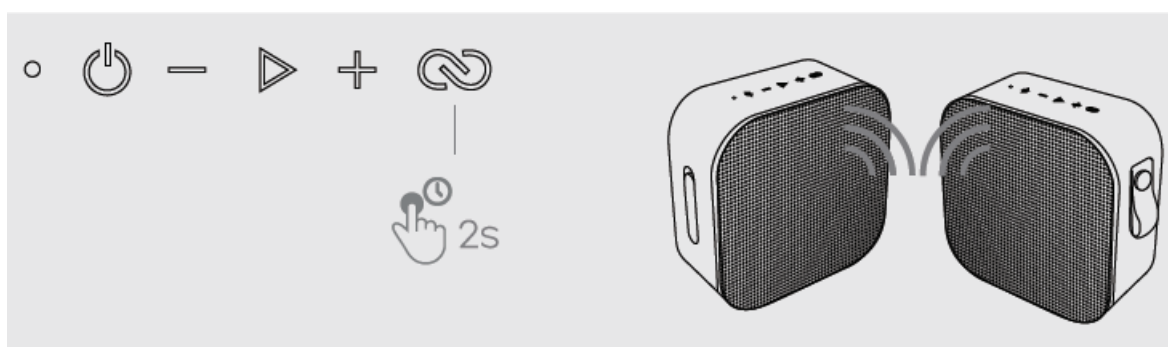
- [1 sudio F2 Portable Bluetooth Speaker](#)
- [2 Broadcast function](#)
- [3 Charging](#)
- [4 Factory reset](#)
- [5 Included in the box](#)
- [6 Pairing to a device](#)
- [7 EN Playback operations](#)
- [8 Phone call operations](#)
- [9 Battery indication](#)
- [10 FCC STATEMENT](#)
- [11 Documents / Resources](#)
- [12 Related Posts](#)

sudio

sudio F2 Portable Bluetooth Speaker




Broadcast function



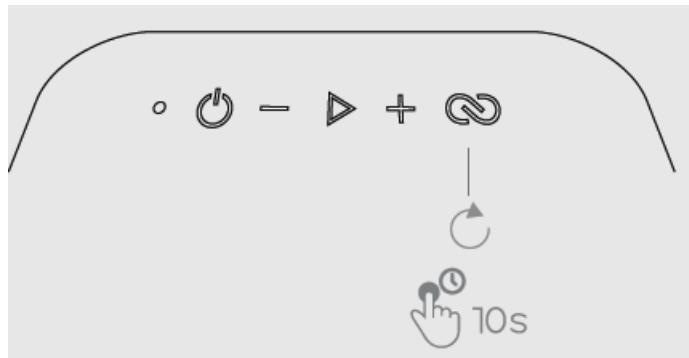
1. Turn on both F2 speakers by holding 2 sec
2. Hold (O) 2 sec on the first F2
3. Hold () button 2 sec on other F2 to link
4. End broadcast by pressing () button 1x

Charging



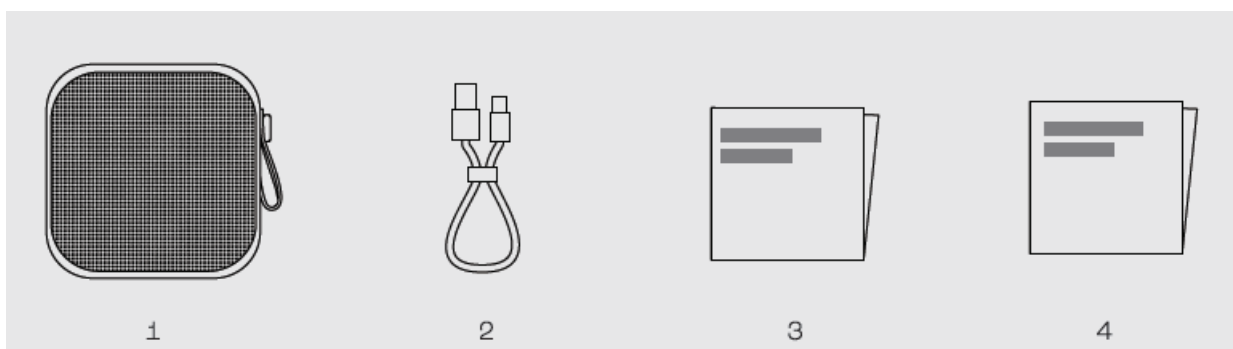
Use USB-C to charge. Amber and white flashing light charging. White light charged.

Factory reset



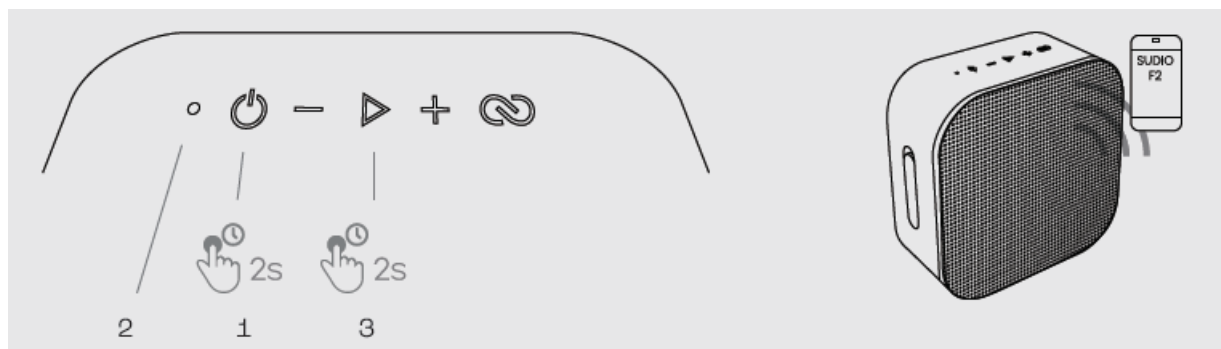
- Hold () 2 seconds to turn F2 on.
- Hold) button 10 seconds, the LED will turn off

Included in the box



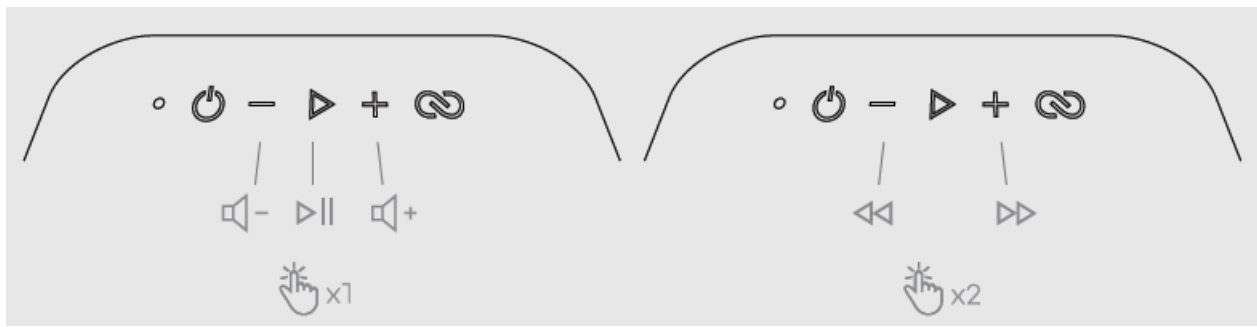
1. F2
2. Charging cable
3. Warnings folder
4. Owners Manual

Pairing to a device



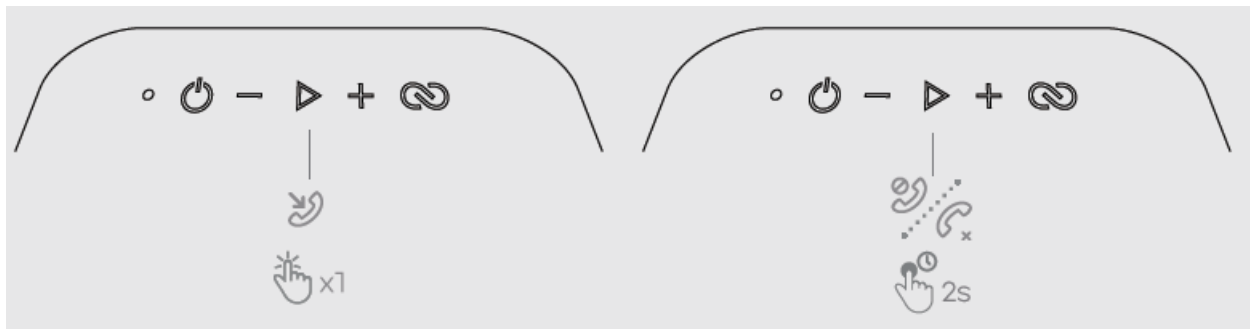
1. Hold () 2 seconds to turn F2 on
2. Lights will blink white/amber, connect to device
3. Hold (D) 2 sec to disconnect, F2 will go into pairing mode

EN Playback operations



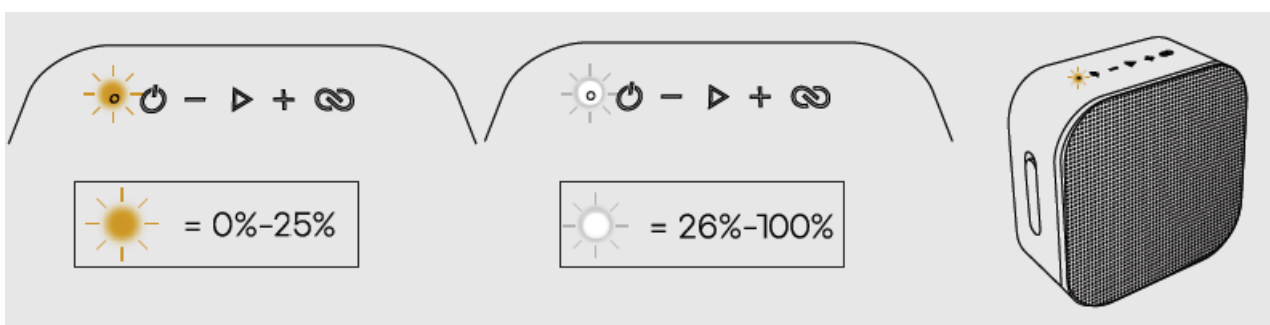
- Play and pause 1x click
- Volume up 1x click
- Volume down 1x click
- Next track 2x clicks
- Previous track 2x clicks

Phone call operations



Accept calls: 1x click on the (D) button **Hang up or reject calls:** Hold the button 2 seconds

Battery indication



The LED lights amber when battery is between 0-25%, and white when between 26%-100%

FCC STATEMENT

This device complies with Part 15 of the FCC Rules. Operation is subject to the following two conditions: (1) this device may not cause harmful interference, and (2) this device must accept any interference received, including interference that may cause undesired operation. Changes or modifications to this unit not expressly approved by the party responsible for compliance could void the user's authority to operate the equipment.

NOTE: This equipment has been tested and found to comply with the limits for a Class B digital device, pursuant to Part 15 of the FCC Rules. These limits are designed to provide reasonable protection against harmful interference in a residential installation. This equipment generates uses and can radiate radio frequency energy

and, if not installed and used in accordance with the instructions, may cause harmful interference to rddio communications. However, there is no guarantee that interference will not occur in a particular installation. If this equipment does cause harmful interference to radio or television reception, which can be determined by turning the equipment off and on, the user is encouraged to try to correct the interference by one or more of the following measures:


- Reorient or relocate the receiving antenna.
- Increase the separation between the equipment and the receiver.
- Connect the equipment to an outlet on a circuit different from that to which the receiver is connected.
- Consult the dealer or an experienced radio/TV technician for help.

This device and its antenna(s) must not be co-located or operation in conjunction with any other antenna or transmitter.

Radiation Exposure Statement

The device has been evaluated to meet general RF exposure requirements in portable exposure conditions without restriction.

Documents / Resources

	udio F2 Portable Bluetooth Speaker [pdf] Owner's Manual SUDIOF2, 2AF9P-SUDIOF2, 2AF9PSUDIOF2, F2 Portable Bluetooth Speaker, F2, Portable B uetooth Speaker, Bluetooth Speaker, Speaker
---	---