



Subzero SWS4380000 Built In Instructions

[Home](#) » [SUBZERO](#) » Subzero SWS4380000 Built In Instructions 

Subzero SWS4380000 Built In



Contents

1 INTRODUCTION

2 IMPORTANT SAFETY INFORMATION

3 TECHNICAL ASSISTANCE

4 WARRANTY INFORMATION

5 MODEL DESCRIPTIONS

6 Documents / Resources

6.1 References

INTRODUCTION

This Technical Service Manual has been compiled to provide the most recent service information for Built-In Series appliances starting with serial #4380000. The information in this manual will enable the service technician to diagnose malfunctions, perform necessary repairs, and return a Built-in Series unit to proper operational condition. The service technician should read the complete instructions contained in this manual before initiating any repairs.

IMPORTANT SAFETY INFORMATION

Below are Product Safety Labels used in this manual.

The “Signal Words” used are WARNING or CAUTION.

When reviewing this manual, please note these different Product Safety Labels placed at the beginning of certain sections of this manual. You must follow the instructions given in the boxes of the Product Safety Labels in order to avoid personal injury and/or product damage.

The sample Product Safety Labels below illustrate the precautions that should be taken when the signal word is observed.



WARNING

INDICATES THAT HAZARDOUS OR UNSAFE PRACTICES COULD RESULT IN SEVERE PERSONAL INJURY OR DEATH!



CAUTION

Indicates that hazardous or unsafe practices could result in minor personal injury, and/or product damage, and/or property damage

In addition, please pay attention to the signal word “**NOTE**”, which highlights information that is especially important for the topic being covered.

TECHNICAL ASSISTANCE

If you should have any questions regarding a Sub-Zero appliance and/or this manual, please contact:
Sub-Zero Group, Inc.

ATTN: Service Department

P.O. Box 44988 Madison, WI 53744-4988

Customer Assistance

Phone #: (800) 222 – 7820

Facsimile #: (608) 441 – 58

Technical Assistance

(For Technicians in Customer's Homes Only)

Phone #: (800) 919 – 8324

Parts / Warranty Claims

Phone #: (800) 404 – 7820

Facsimile #: (608) 441 – 5886

Service Department e-mail Address: customerservice@subzero.com

Main Office Hours: 8:00 AM to 5:00 PM Central Time Monday through Friday (24/7 Phone Coverage)

This manual is designed to be used by Certified Service Personnel only. Sub-Zero Group, Inc. assumes no responsibility for any repairs made on Sub-Zero refrigeration units by anyone other than Certified Service Technicians.

Information and images contained in this manual are the copyright property of Sub-Zero Group, Inc. Neither this manual nor any information or images contained herein may be copied or used in whole or in part without the express written consent of Sub-Zero Group, Inc. © Sub-Zero Group, Inc, all rights reserved.

WARRANTY INFORMATION

This page summarizes the 2, 5 & 12 Year Warranty provided with every Sub-Zero appliance, as well as the two special warranties:

- Non-Residential Warranty – Applies to units installed in non-residential applications.
- Display/Model Home Warranty – Applies to distributor and dealer display units, and units in model homes, sold three years after date of manufacture.

Following the warranty summaries are details and notes about the warranties.

TWO, FIVE & TWELVE YEAR Warranty

- 2 year TOTAL PRODUCT, *parts and labor.
NOTE: Stainless Steel doors, panels, grilles & product frames are covered by a 60 day parts & labor warranty for cosmetic defects.
- 5 Year SEALED SYSTEM, **parts and labor.
- 6th – 12th year LIMITED SEALED SYSTEM, **parts only.

ONE & FIVE YEAR Non-Residential Warranty (Example: Office, Yacht, etc.)

- 1 Year TOTAL PRODUCT, *parts and labor.
NOTE: Stainless Steel doors, panels, grilles & product frames are covered by a 60 day parts & labor warranty for cosmetic defects.
- 5 Year SEALED SYSTEM, **parts only.
ONE & FIVE YEAR Display/Model Home Warranty
(Display units sold three years after date of manufacture)
- 1 Year TOTAL PRODUCT, *parts and labor.
NOTE: Stainless Steel doors, panels, grilles & product frames are covered by a 60 day parts & labor warranty for cosmetic defects
- 5 Year SEALED SYSTEM, **parts only.

Warranty Details:

* Includes, but is not limited to the following: Electronic Control System Components, Fan & Light Switches, Fan

Motors & Blades, Defrost Heaters, Defrost Terminator, Drain Pan, Drain Tubes, Wiring, Light sockets & bulbs, Ice maker, Water Valve, Door hinges, Door closers & Cams, Compressor Electricals, etc. . .

NOTE: Stainless Steel doors, panels, grilles & product frames are covered by a 60 day parts & labor warranty for cosmetic defects.

****Includes the following:**

Compressors, Condenser, Evaporators, Filter-Driers, Heat-exchangers, All Tubing that Carries the Freon.

NOTE: Condenser Fan Motors, Freon, Solder and compressor electricals are NOT considered sealed system parts. Warranty Notes:

- All warranties begin at unit's initial installation date. • All Warranty and Service information collected by Sub-Zero is arranged and stored under the unit serial number, and the customer's last name.
- Sub-Zero requests that you have the model and serial numbers available whenever contacting the factory or parts distributor.
- The serial tag on ALL-REFRIGERATOR and ALLFREEZER models is located by the top door hinge in the refrigeration compartment.
- The serial tag on SIDE-BY-SIDE models is located by the top door hinge in the freezer compartment.
- The serial tag on OVER / UNDER models is located by the top door hinge in the refrigerator compartment.

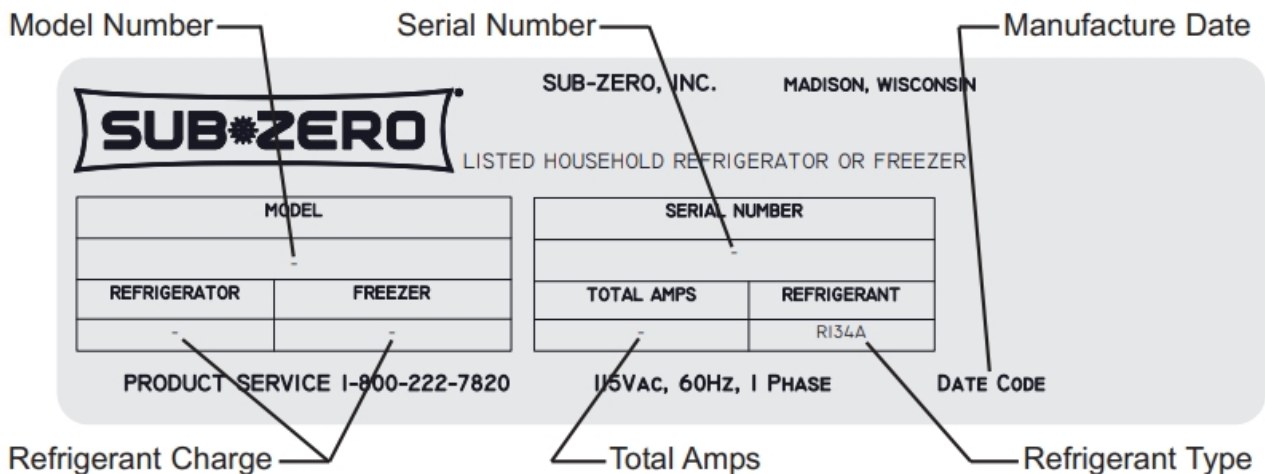


Figure 1-1. Serial Tag Layout (Layout Reference Only)

MODEL DESCRIPTIONS

The diagram below (See Figure 1-2) explains the full model number code of the Built-in Series. The tables starting on the following page list the basic model numbers, which are all the digits up to the letter after the first forward slash, and are accompanied by diagrams of the basic models.

NOTE: Functional parts are common to each model configuration, meaning for example, models BI-36UG/S/PH-RH, BI-36UG/S/PH-LH, BI-36UG/S/TH-RH, BI-36UG/S/TH-LH, etc., will utilize common functional parts. For this reason, only the basic model numbers are used in this manual unless otherwise specified.

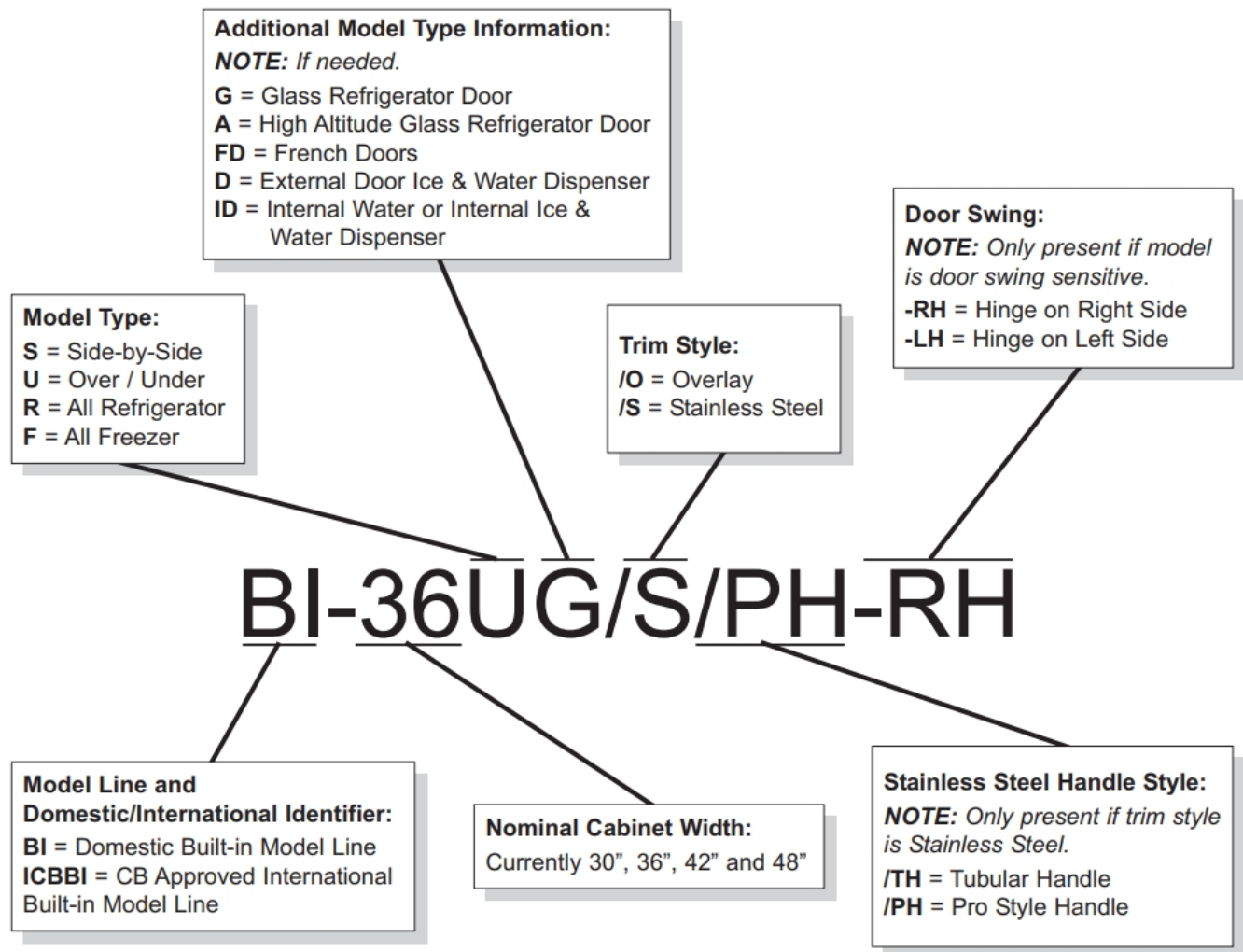


Figure 1-2. Model Number Code

MODEL	DESCRIPTION
BI-36R/O	Built-In Series, 36" Wide, All-Refrigerator, Overlay Door Trim (No Handle), Panel Grille (Standar
BI-36R/S	Built-In Series, 36" Wide, All-Refrigerator, Classic Stainless Steel Wrapp ed Door, Stainless Steel Grille (Standard) NOTE: Framed Design application is only available with use of Sales Ac cessory Handles and grille panel.



Model BI-36R

MODEL	DESCRIPTION
BI-36RG/O	Built-In Series, 36" Wide, All-Refrigerator, Glass Door, Overlay Door Trim (No Handle), Panel Grille (Standard)
BI-36RA/O	(Same as above with High Altitude Glass)
BI-36RG/S	Built-In Series, 36" Wide, All-Refrigerator, Glass Door, Classic Stainless Steel Wrapped Door, Stainless Steel Grille (Standard)
BI-36RA/S	(Same as above with High Altitude Glass) NOTE: Framed Design application is only available with use of Sales Accessory Handles and grille panel.



Model BI-36RG

MODEL	DESCRIPTION
BI-36F/O	Built-In Series, 36" Wide, All-Freezer, Overlay Door Trim (No Handle), Panel Grille (Standard)
BI-36F/S	Built-In Series, 36" Wide, All-Freezer, Classic Stainless Steel Wrapped Door, Stainless Steel Grille (Standard) NOTE: Framed Design application is only available with use of Sales Accessory Handles and grille panel.



Model BI-36F

MODEL	DESCRIPTION
BI-30U/O	Built-In Series, 30" Wide, Over/Under, Overlay Door Trim (No Handles), Panel Grille (Standard)
BI-30U/S	Built-In Series, 30" Wide, Over/Under, Classic Stainless Steel Wrapped Doors, Stainless Steel Grille (Standard) NOTE: Framed Design application is only available with use of Sales Accessory Handles and grille panel.



Model BI-30U

MODEL	DESCRIPTION
BI-30UG/O	Built-In Series, 30" Wide, Over/Under, Glass Refrigerator Door, Overlay Door Trim (No Handles), Panel Grille (Standard)
BI-30UA/O	(Same as above with High Altitude Glass)
BI-30UG/S	Built-In Series, 30" Wide, Over/Under, Glass Refrigerator Door, Classic Stainless Steel Wrapped Doors, Stainless Steel Grille (Standard)
BI-30UA/S	(Same as above with High Altitude Glass) NOTE: Framed Design application is only available with use of Sales Accessory Handles and grille panel.



Model BI-30UG

MODEL	DESCRIPTION
BI-36U/O	Built-In Series, 36" Wide, Over/Under, Overlay Door Trim (No Handles), Panel Grille (Standard)
BI-36U/S	Built-In Series, 36" Wide, Over/Under, Classic Stainless Steel Wrapped Doors, Stainless Steel Grille (Standard) NOTE: Framed Design application is only available with use of Sales Accessory Handles and grille panel.



Model BI-36U

MODEL	DESCRIPTION
BI-36UG/O	Built-In Series, 36" Wide, Over/Under, Glass Refrigerator Door, Overlay Door Trim (No Handles), Panel Grille (Standard)
BI-36UA/O	(Same as above with High Altitude Glass)
BI-36UG/S	Built-In Series, 36" Wide, Over/Under, Glass Refrigerator Door, Classic Stainless Steel Wrapped Doors, Stainless Steel Grille (Standard)
BI-36UA/S	(Same as above with High Altitude Glass) NOTE: Framed Design application is only available with use of Sales Accessory Handles and grille panel.



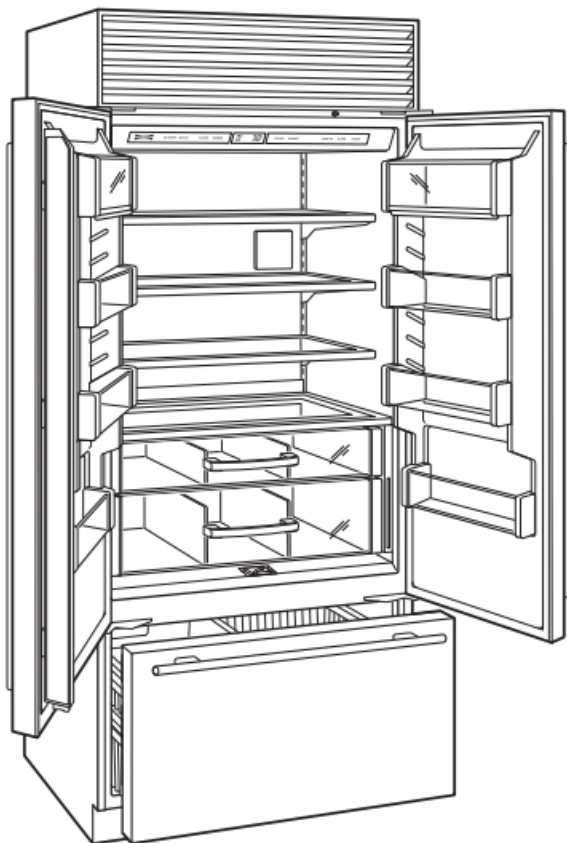
Model BI-36UG

MODEL	DESCRIPTION
BI-36UID/O	Built-In Series, 36" Wide, Over/Under, Internal Water Dispenser, Overlay Door Trim (No Handles), Panel Grille (Standard)
BI-36UID/S	Built-In Series, 36" Wide, Over/Under, Internal Water Dispenser, Classic Stainless Steel Wrapped Doors, Stainless Steel Grille (Standard) NOTE: Framed Design application is only available with use of Sales Accessory Handles and grille panel.




Model BI-36UID

MODEL	DESCRIPTION
BI-36UFD/O	Built-In Series, 36" Wide, Over/Under, French Doors, Overlay Door Trim (No Handles), Panel Grille (Standard)
BI-36UFD/S	Built-In Series, 36" Wide, Over/Under, French Doors, Classic Stainless Steel Wrapped Doors, Stainless Steel Grille (Standard) NOTE: Framed Design application is only available with use of Sales Accessory Handles and grille panel.



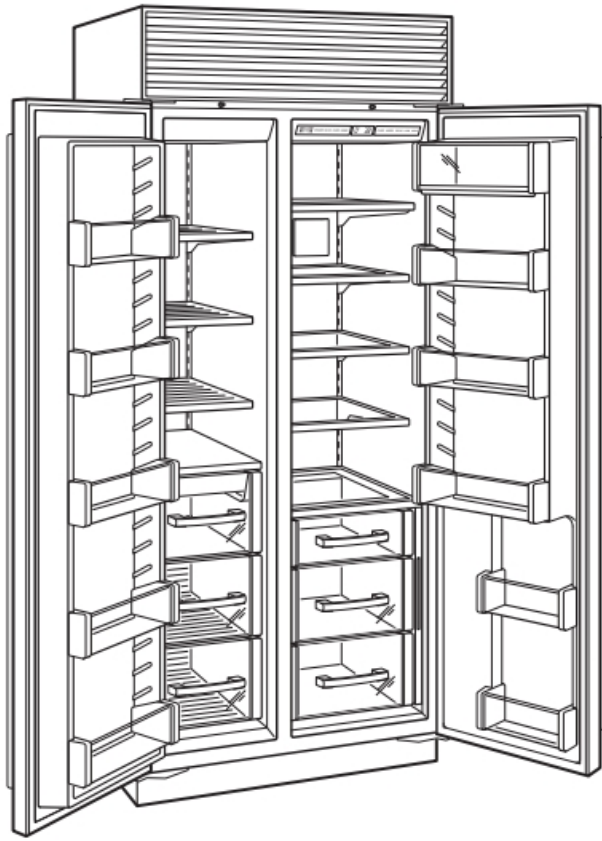
Model BI-36UFD

MODEL	DESCRIPTION
BI-36UFDID/O	Built-In Series, 36" Wide, Over/Under, French Doors, Internal Water Dispenser, Overlay Door Trim (No Handles), Panel Grille (Standard)
BI-36UFDID/S	Built-In Series, 36" Wide, Over/Under, French Doors, Internal Water Dispenser, Classic Stainless Steel Wrapped Doors, Stainless Steel Grille (Standard) NOTE: Framed Design application is only available with use of Sales Accessory Handles and grille panel



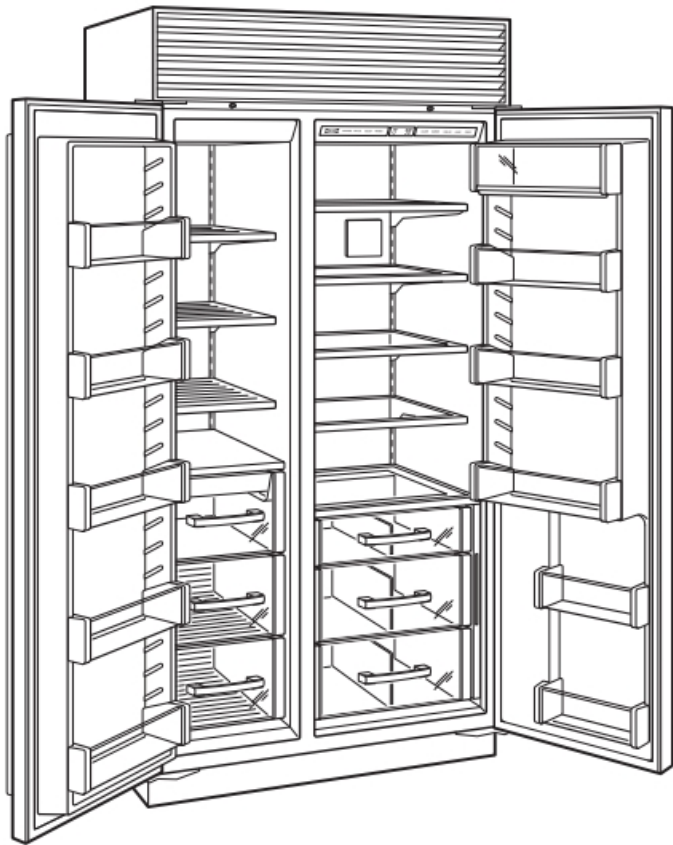
Model BI-36UFDID

MODEL	DESCRIPTION
BI-36S/O	Built-In Series, 36" Wide, Side-by-Side, Overlay Door Trim (No Handles), Panel Grille (Standard)
BI-36S/S	Built-In Series, 36" Wide, Side-by-Side, Classic Stainless Steel Wrapped Doors, Stainless Steel Grille (Standard) NOTE: Framed Design application is only available with use of Sales Accessory Handles and grille panel.



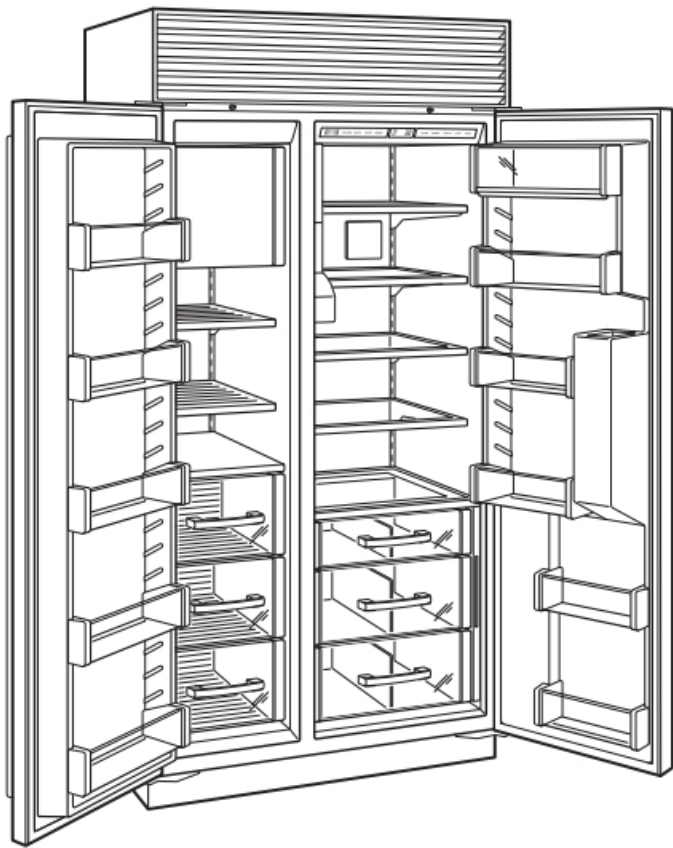
Model BI-36S

MODEL	DESCRIPTION
BI-36S/O	Built-In Series, 42" Wide, Side-by-Side, Overlay Door Trim (No Handles), Panel Grille (Standard)
BI-42S/S	Built-In Series, 42" Wide, Side-by-Side, Classic Stainless Steel Wrapped Doors, Stainless Steel Grille (Standard) NOTE: Framed Design application is only available with use of Sales Accessory Handles and grille panel.




Model BI-42S

MODEL	DESCRIPTION
BI-42SD/O	Built-In Series, 42" Wide, Side-by-Side, External Ice/Water Dispenser, Overlay Door Trim (No Handles), Panel Grille (Standard)
BI-42SD/S	Built-In Series, 42" Wide, Side-by-Side, External Ice/Water Dispenser, Classic Stainless Steel Wrapped Doors, Louver Grille (Standard) NOTE: Framed Design application is only available with use of Sales Accessory Handles and grille panel.



Model BI-42SD

MODEL	DESCRIPTION
BI-42UFD/O	Built-In Series, 42" Wide, Side-by-Side, Internal Ice/Water Dispenser, Overlay Door Trim (No Handles), Panel Grille (Standard)
BI-42UFD/S	Built-In Series, 42" Wide, Side-by-Side, Internal Ice/Water Dispenser, Classic Stainless Steel Wrapped Doors, Louver Grille (Standard) NOTE: Framed Design application is only available with use of Sales Accessory Handles and grille panel.



Model BI-42SID

MODEL	DESCRIPTION
BI-42UFD/O	Built-In Series, 42" Wide, Over/Under, French Doors, Overlay Door Trim (No Handles), Panel Grille (Standard)
BI-42UFD/S	Built-In Series, 42" Wide, Over/Under, French Doors, Classic Stainless Steel Wrapped Doors, Stainless Steel Grille (Standard) NOTE: Framed Design application is only available with use of Sales Accessory Handles and grille panel.




Model BI-42UFD

MODEL	DESCRIPTION
BI-42UFDID/O	Built-In Series, 42" Wide, Over/Under, French Doors, Internal Water Dispenser, Overlay Door Trim (No Handles), Panel Grille (Standard)
BI-42UFDID/S	Built-In Series, 42" Wide, Over/Under, French Doors, Internal Water Dispenser, Classic Stainless Steel Wrapped Doors, Stainless Steel Grille (Standard) NOTE: Framed Design application is only available with use of Sales Accessory Handles and grille panel.




Model BI-42UFD

MODEL	DESCRIPTION
BI-42UFDID/O	Built-In Series, 42" Wide, Over/Under, French Doors, Internal Water Dispenser, Overlay Door Trim (No Handles), Panel Grille (Standard)
BI-42UFDID/S	Built-In Series, 42" Wide, Over/Under, French Doors, Internal Water Dispenser, Classic Stainless Steel Wrapped Doors, Stainless Steel Grille (Standard) NOTE: Framed Design application is only available with use of Sales Accessory Handles and grille panel.




Model BI-42UFDID

MODEL	DESCRIPTION
BI-48S/O	Built-In Series, 48" Wide, Side-by-Side, Overlay Door Trim (No Handles), Panel Grille (Standard)
BI-48S/S	Built-In Series, 48" Wide, Side-by-Side, Classic Stainless Steel Wrapped Doors, Stainless Steel Grille (Standard) NOTE: Framed Design application is only available with use of Sales Accessory Handles and grille panel.




Model BI-48S

MODEL	DESCRIPTION
BI-48SD/O	Built-In Series, 48" Wide, Side-by-Side, External Ice/Water Dispenser, Overlay Door Trim (No Handles), Panel Grille (Standard)
BI-48SD/S	Built-In Series, 48" Wide, Side-by-Side, External Ice/Water Dispenser, Classic Stainless Steel Wrapped Doors, Louver Grille (Standard) NOTE: Framed Design application is only available with use of Sales Accessory Handles and grille panel.



Model BI-48SD


MODEL	DESCRIPTION
BI-48SID/O	Built-In Series, 48" Wide, Side-by-Side, Internal Ice/Water Dispenser, Overlay Door Trim (No Handles), Panel Grille (Standard)
BI-48SID/S	Built-In Series, 48" Wide, Side-by-Side, Internal Ice/Water Dispenser, Classic Stainless Steel Wrapped Doors, Louver Grille (Standard) NOTE: Framed Design application is only available with use of Sales Accessory Handles and grille panel.



Model BI-48SID



Documents / Resources

	<p>Subzero SWS4380000 Built In [pdf] Instructions SWS4380000 Built In, SWS4380000, Built In, In</p>
---	---

References

- [User Manual](#)

[Manuals+](#), [Privacy Policy](#)

This website is an independent publication and is neither affiliated with nor endorsed by any of the trademark owners. The "Bluetooth®" word mark and logos are registered trademarks owned by Bluetooth SIG, Inc. The "Wi-Fi®" word mark and logos are registered trademarks owned by the Wi-Fi Alliance. Any use of these marks on this website does not imply any affiliation with or endorsement.