



**Contents** [ [hide](#) ]

- [1 SUB-ZERO ICB700 Series Base Unit](#)
- [2 Specifications](#)
- [3 Instructions](#)
- [4 Safety Information](#)
- [5 FAQs](#)
- [6 Documents / Resources](#)
  - [6.1 References](#)



## SUB-ZERO ICB700 Series Base Unit



## Specifications

- **Model:** ICB700BCI
- **Manufacturer:** Sub-Zero, Inc.
- **Manufacture Date:** August 2009
- **Voltage:** 220-240V
- **Frequency:** 50/60 Hz
- **Refrigerant Type:** R134a
- **Total Amps:** 3.25
- **Refrigerant Charge:** 0.17 Kg

## **Instructions**

### **INTRODUCTION**

This ICB700 Series Base Unit Technical Service Manual, Part #7011902, has been compiled to provide the most recent information on safety, installation, set-up, design, operation, features, troubleshooting, wiring diagrams, and repair procedures of the ICB700 Base units. This information will enable the service technician to troubleshoot and diagnose malfunctions, perform necessary repairs, and return a ICB700 Base unit to proper operational status. The service technician should read the complete instructions contained in this training/service manual before initiating any repairs on a ICB700 Base unit.

### **IMPORTANT SAFETY INFORMATION**

Below are the Product Safety Labels used in this manual. The “Signal Words” used are WARNING or CAUTION. When reviewing this manual, please note these different Product Safety Labels placed at the beginning of certain sections of this manual. You must follow the instructions given in the boxes below the Product Safety Labels in order to avoid personal injury and/or product damage. The sample Product Safety Labels below illustrate the precautions that should be taken when the signal word is observed.

#### **WARNING**

INDICATES THAT HAZARDOUS OR UNSAFE PRACTICES COULD RESULT IN SEVERE PERSONAL- AL INJURY OR DEATH

#### **CAUTION**

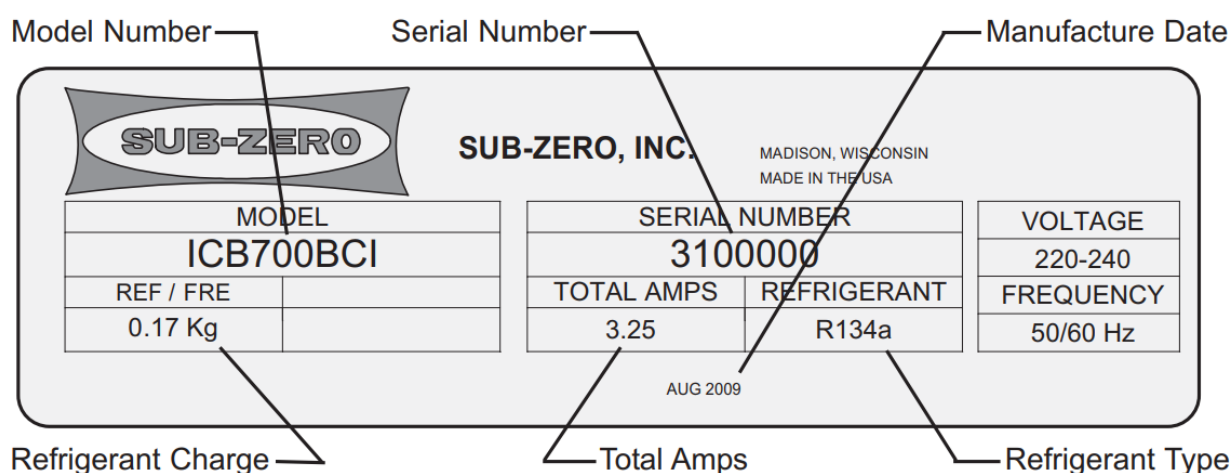
Indicates that hazardous or unsafe practices could result in minor personal injury or

product and/or property damage. In addition, please pay attention to the signal word which highlights information that is especially “**NOTE**”, important for the topic being covered.

This manual is designed to be used by Authorized Service Personnel only. Sub-Zero, Inc. assumes no responsibility for any repairs made to a Sub-Zero appliance by anyone other than Authorized Service Technicians.

## WARRANTY INFORMATION

The ICB700 Series carries no factory warranty. However, the Product Distributor or the Appliance Dealer may offer their own warranty. For this reason the model and serial number may be important information. See Serial Tag Layout diagram below.



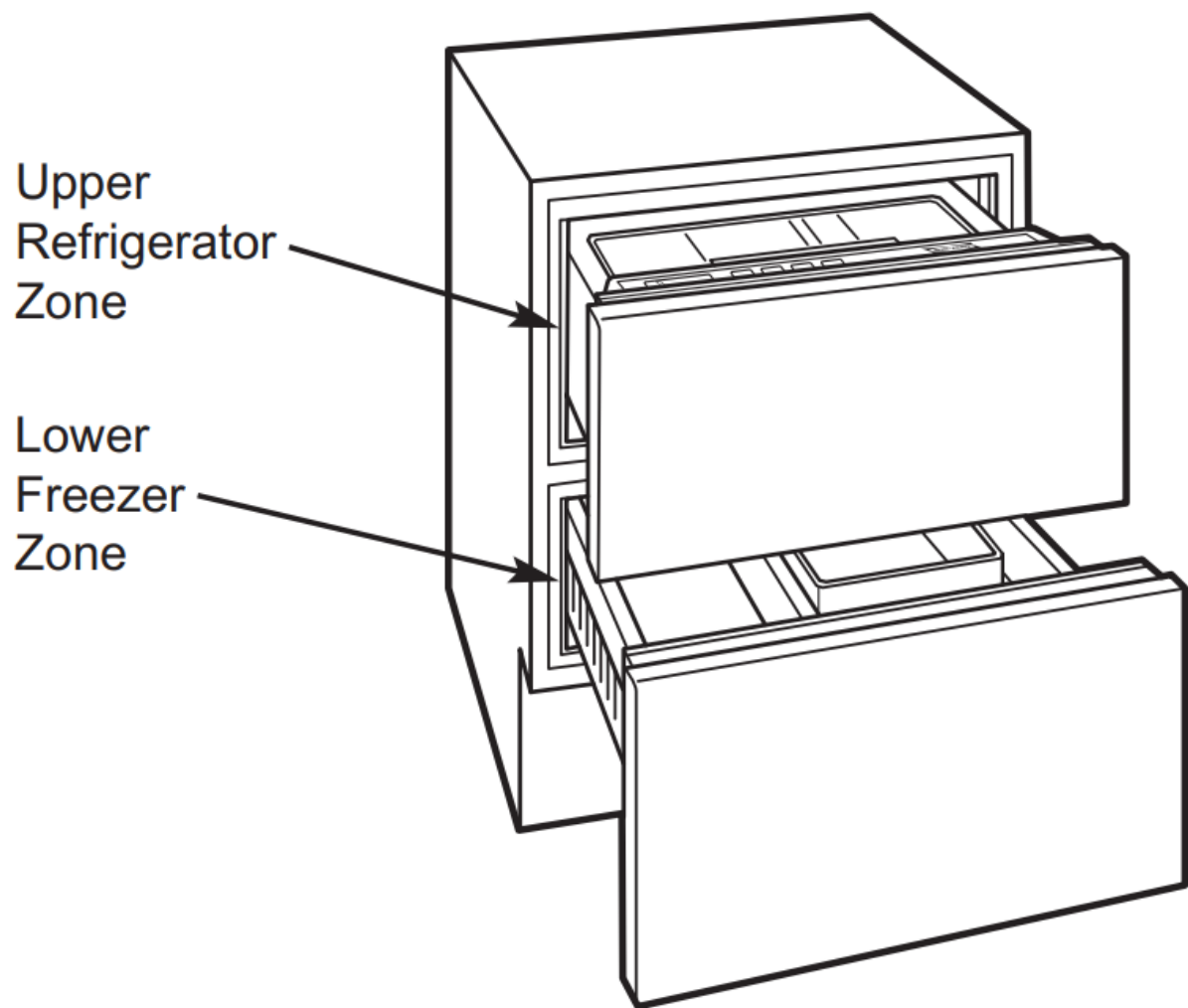
**Figure 1-1. Serial Tag Layout**

*(The serial number tag is located on the left side wall of the upper drawer compartment.)*

**Note:** The serial number tag is located on the left wall of the upper drawer compartment.

## MODEL DESCRIPTIONS

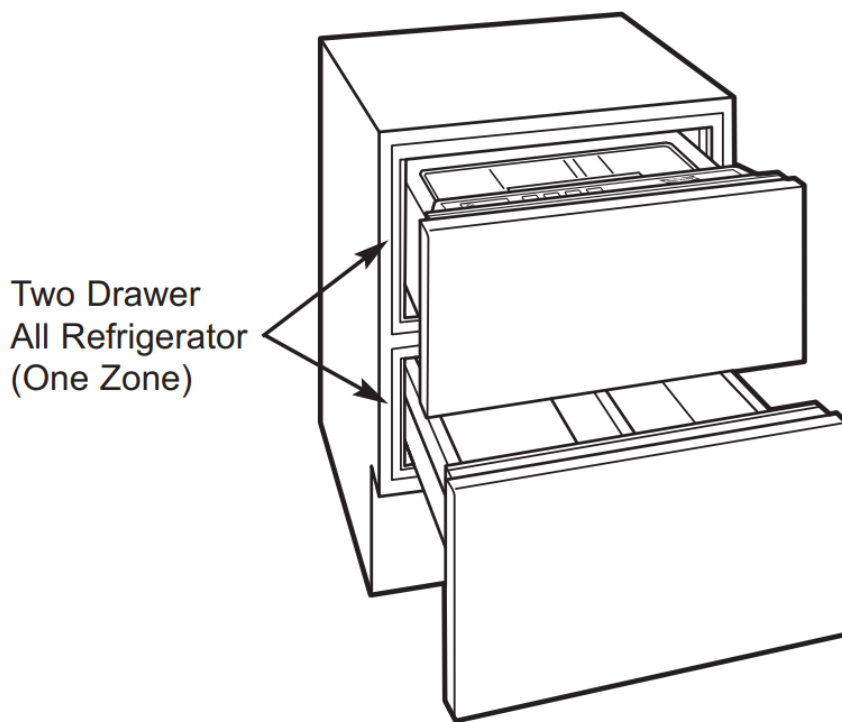
This page briefly describes the Models ICB700BCI, ICB700BFI and ICB700BR. Model ICB700BCI (Figure 1-2) International CB Approved 700 Series, Base Combination, Icemaker Incl. (Combination Refrigerator / Freezer with Two Temperature Zones – Upper Refrigerator over Freezer) (Overall Dimensions = 34” H x 27” W x 24” D)



**Figure 1-2. Model ICB700BCI**

**Model ICB700BR (Figure 1-3)**

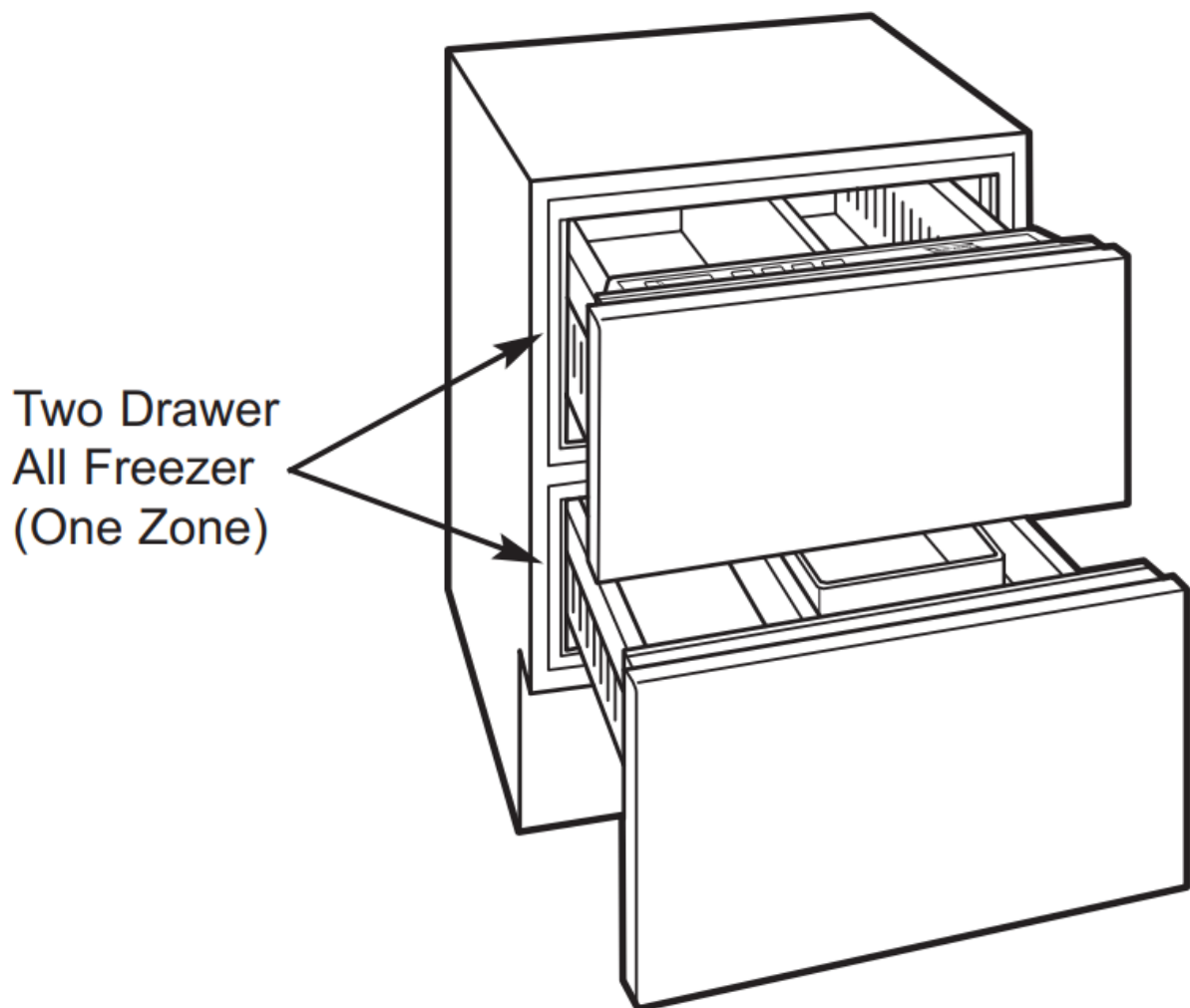
International CB Approved 700 Series, Base Refrigerator (Refrigerator with One Temperature Zone) (Overall Dimensions = 34" H x 27" W x 24" D)



**Figure 1-3. Model ICB700BR**

**Model ICB700BFI (Figure 1-3)**

International CB Approved 700 Series, Base Freezer, Icemaker Incl. (Freezer with One Temperature Zone) (Overall Dimensions = 34" H x 27" W x 24" D)



**Figure 1-4. Model ICB700BFI**

## **Safety Information**

Before using the ICB700 Base unit, ensure to read the safety information provided in the manual to prevent personal injury or damage to the product

## **Installation and Setup**

Follow the installation guidelines outlined in the manual to properly set up the ICB700 Base unit. Ensure it is placed on a stable surface with proper ventilation.

## **Operation**

To operate the ICB700 Base unit, plug it into a compatible power source and adjust the settings as per your requirements. Refer to the manual for detailed operational instructions.

## Troubleshooting

If you encounter any issues with the ICB700 Base unit, refer to the troubleshooting section in the manual to diagnose and resolve common problems.

## Repair Procedures

Only authorized service technicians should perform repairs on the ICB700 Base unit. Follow the repair procedures outlined in the manual to ensure proper maintenance and functionality.

## TECHNICAL ASSISTANCE

**With questions regarding a Sub-Zero appliance and/or this manual, please contact:** Sub-Zero, Inc.

**ATTN:** Service Department

**P.O. Box** 44988 Madison, Wisconsin, USA, 53744-4988 Customer Service & Parts /  
Warranty Claims

**Domestic Toll Free Phone** (800) 222 – 7820

**International Toll Charge Phone #:** (608) 271 – 2233

### Technical Assistance

**Domestic Toll Free Phone** (800) 919 – 8324

**International Toll Charge Phone #:** (608) 271 – 2233

**Customer Service & Technical Assistance International Toll Charge Facsimile #:**  
(608) 441 – Parts / Warranty Claims

**International Toll Charge Facsimile #:** (608) 441 – Service Department e-mail Address  
[customerservice@subzero.com](mailto:customerservice@subzero.com)

**Office Hours:** 7:00 AM to 7:00 PM Central Time Monday through Friday 5887 5886

## FAQs


**Q: Does the ICB700 Series come with a factory warranty?**

A: No, the ICB700 Series does not carry a factory warranty. However, the Product Distributor or Appliance Dealer may offer their own warranty.

**Q: Where can I find the serial number tag on the ICB700 Base unit?**



A: The serial number tag is located on the left wall of the upper drawer compartment.  
Refer to Figure 1-1 in the manual for more details.

## Documents / Resources

	<a href="#">SUB-ZERO ICB700 Series Base Unit [pdf]</a> Instruction Manual ICB700 Base, ICB700 Series Base Unit, ICB700 Series, Base Unit
---	---

## References

- [User Manual](#)

 SUB-ZERO    Base Unit, ICB700 Base, ICB700 Series, ICB700 Series Base Unit, SUB-ZERO

---

## Leave a comment

Your email address will not be published. Required fields are marked \*

Comment \*

Name

Email

Website



☐ Save my name, email, and website in this browser for the next time I comment.

**Post Comment**

**Search:**

e.g. whirlpool wrf535swhz

**Search**

[Manuals+](#) | [Upload](#) | [Deep Search](#) | [Privacy Policy](#) | [@manuals.plus](#) | [YouTube](#)

This website is an independent publication and is neither affiliated with nor endorsed by any of the trademark owners. The "Bluetooth®" word mark and logos are registered trademarks owned by Bluetooth SIG, Inc. The "Wi-Fi®" word mark and logos are registered trademarks owned by the Wi-Fi Alliance. Any use of these marks on this website does not imply any affiliation with or endorsement.