

SUB-ZERO BI-36R Series Built In Classic Refrigerator



SUB-ZERO BI-36R Series Built In Classic Refrigerator Instruction Manual

[Home](#) » [SUB-ZERO](#) » SUB-ZERO BI-36R Series Built In Classic Refrigerator Instruction Manual 

Contents

- 1 SUB-ZERO BI-36R Series Built-In Classic Refrigerator
- 2 INTRODUCTION
- 3 IMPORTANT SAFETY INFORMATION
- 4 TECHNICAL ASSISTANCE
- 5 MODEL DESCRIPTIONS
- 6 MODEL DESCRIPTION
- 7 Documents / Resources
 - 7.1 References



SUB-ZERO BI-36R Series Built-In Classic Refrigerator



INTRODUCTION

This Technical Service Manual has been compiled to provide the most recent service information for Built-In Series appliances starting with serial #4380000. The information in this manual will enable the service technician to diagnose malfunctions, perform necessary repairs, and return a Built-in Series unit to proper operational condition. The service technician should read the complete instructions contained in this manual before initiating any repairs.

IMPORTANT SAFETY INFORMATION

Below are the Product Safety Labels used in this manual. The “Signal Words” used are WARNING or CAUTION. When reviewing this manual, please note these different Product Safety Labels placed at the beginning of certain sections of this manual. You must follow the instructions given in the boxes of the Product Safety Labels to avoid personal injury and/or product damage. The sample Product Safety Labels below illustrate the precautions that should be taken when the signal word is observed.

WARNING

INDICATES THAT HAZARDOUS OR UNSAFE PRACTICES COULD RESULT IN SEVERE PERSONAL INJURY OR DEATH!

CAUTION

Indicates that hazardous practices could result in minor personal injury, and/or product damage, and/or property damage! In addition, please pay attention to the signal word

“**NOTE**” which highlights information that is especially important for the topic being covered. This manual is

designed to be used by Certified Service Personnel only. Sub-Zero Group, Inc. assumes no responsibility for any repairs made on Sub-Zero refrigeration units by anyone other than Certified Service Technicians.

TECHNICAL ASSISTANCE

If you should have any questions regarding a Sub-Zero appliance and/or this manual, please contact Sub-Zero Group, Inc.

ATTN: Service Department

P.O. Box 44988

Madison, WI 53744-4988

Customer Assistance

Phone #: (800) 222 – 7820

Facsimile #: (608) 441 – 5887

Technical Assistance

(For Technicians in Customer's Homes Only)

Phone #: (800) 919 – 8324

Parts / Warranty Claims

Phone #: (800) 404 – 7820

Facsimile #: (608) 441 – 5886

Service Department e-mail Address: customerservice@subzero.com

Main Office Hours: 8:00 AM to 5:00 PM Central Time

Monday through Friday

(24/7 Phone Coverage)

Information and images contained in this manual are the copyright property of Sub-Zero Group, Inc. Neither this manual nor any information or images contained herein may be copied or used in whole or in part without the express written consent of Sub-Zero Group, Inc. Sub-Zero Group, Inc., all rights reserved.

WARRANTY INFORMATION

This page summarizes the 2, 5 & 12 Year Warranty provided with every Sub-Zero appliance, as well as the two special warranties:

- Non-Residential Warranty – This applies to units installed in non-residential applications.
- Display/Model Home Warranty – Applies to distributor and dealer display units, and units in model homes, sold three years after the date of manufacture.
- Following the warranty summaries are details and notes about the warranties.

TWO, FIVE & TWELVE YEAR Warranty

- 2-year TOTAL PRODUCT, parts and labour.

NOTE: Stainless Steel doors, panels, grilles & product frames are covered by a 60-day parts & labour warranty for cosmetic defects.

- 5-Year SEALED SYSTEM parts and labour.
- 6th – 12th year LIMITED SEALED SYSTEM, **parts only.
- ONE & FIVE YEAR Non-Residential Warranty
(Example: Office, Yacht, etc.)

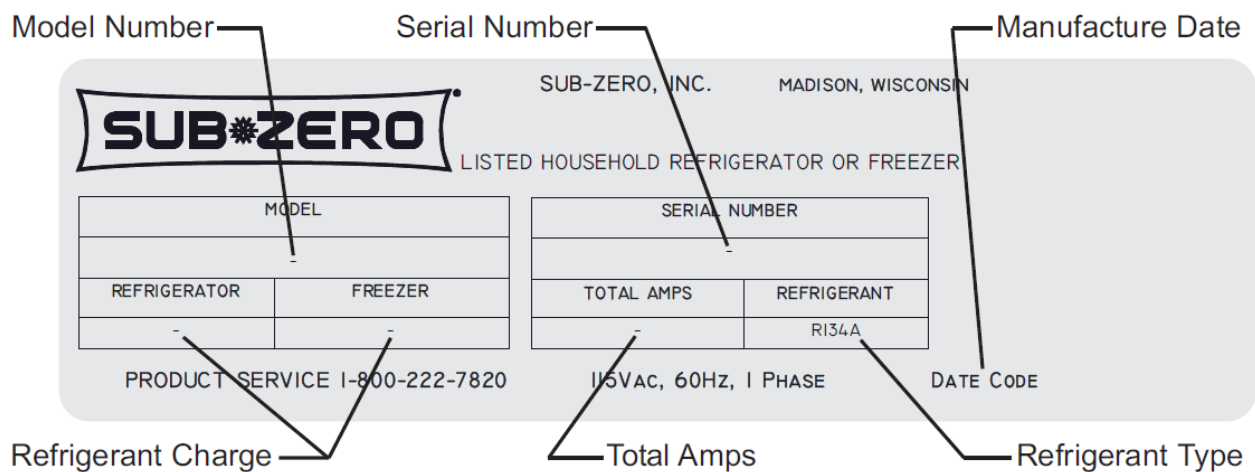


Figure 1-1. Serial Tag Layout (Layout Reference Only)

- 1-Year TOTAL PRODUCT, *parts and labour.

NOTE: Stainless Steel doors, panels, grilles & product frames are covered by a 60-day parts & labour warranty for cosmetic defects.

- 5-Year SEALED SYSTEM, **parts only.

ONE & FIVE YEAR Display/Model Home Warranty (Display units sold three years after the date of manufacture)

- 1-Year TOTAL PRODUCT, *parts and labour.

NOTE: Stainless Steel doors, panels, grilles & product frames are covered by a 60-day parts & labour warranty for cosmetic defects.

- 5-Year SEALED SYSTEM, **parts only.

Warranty Details

Includes, but is not limited to the following:

Electronic Control System Components, Fan & Light

Switches, Fan Motors & Blades, Defrost Heaters, Defrost Terminator, Drain Pan, Drain Tubes, Wiring

Light sockets & bulbs, Icemaker, Water Valve, Door hinges, Door closers & Cams, Compressor Electricals, etc.

NOTE: Stainless Steel doors, panels, grilles & product frames are covered by a 60-day parts & labour warranty for cosmetic defects.

Includes the following

Compressors, Condensers, Evaporators, Filter-Driers, Heat-exchangers, All Tubing that Carries the Freon.

NOTE: Condenser Fan Motors, Freon, Solder and compressor electricals are NOT considered sealed system parts.

Warranty Notes

- All warranties begin at the unit's initial installation date.
- All Warranty and Service information collected by Sub-Zero is arranged and stored under the unit serial number, and the customer's last name.
- Sub-Zero requests that you have the model and serial numbers available whenever contacting the factory or parts distributor.
- The serial tag on ALL-REFRIGERATOR and ALL-FREEZER models is located by the top door hinge in the refrigeration compartment.
- The serial tag on SIDE-BY-SIDE models is located by the top door hinge in the freezer compartment.
- The serial tag on OVER / UNDER models is located by the top door hinge in the refrigerator compartment.

MODEL DESCRIPTIONS

The diagram below (See Figure 1-2) explains the full model number code of the Built-in Series. The tables starting on the following page list the basic model numbers, which are all the digits up to the letter after the first forward slash, and are accompanied by diagrams of the basic models.

NOTE: Functional parts are common to each model configuration, meaning for example, models BI-36UG/S/PH-RH, BI-36UG/S/PH-LH, BI-36UG/S/TH-RH, BI-36UG/S/TH-LH, etc., will utilize common functional parts. For this reason, only the basic model numbers are used in this manual unless otherwise specified.

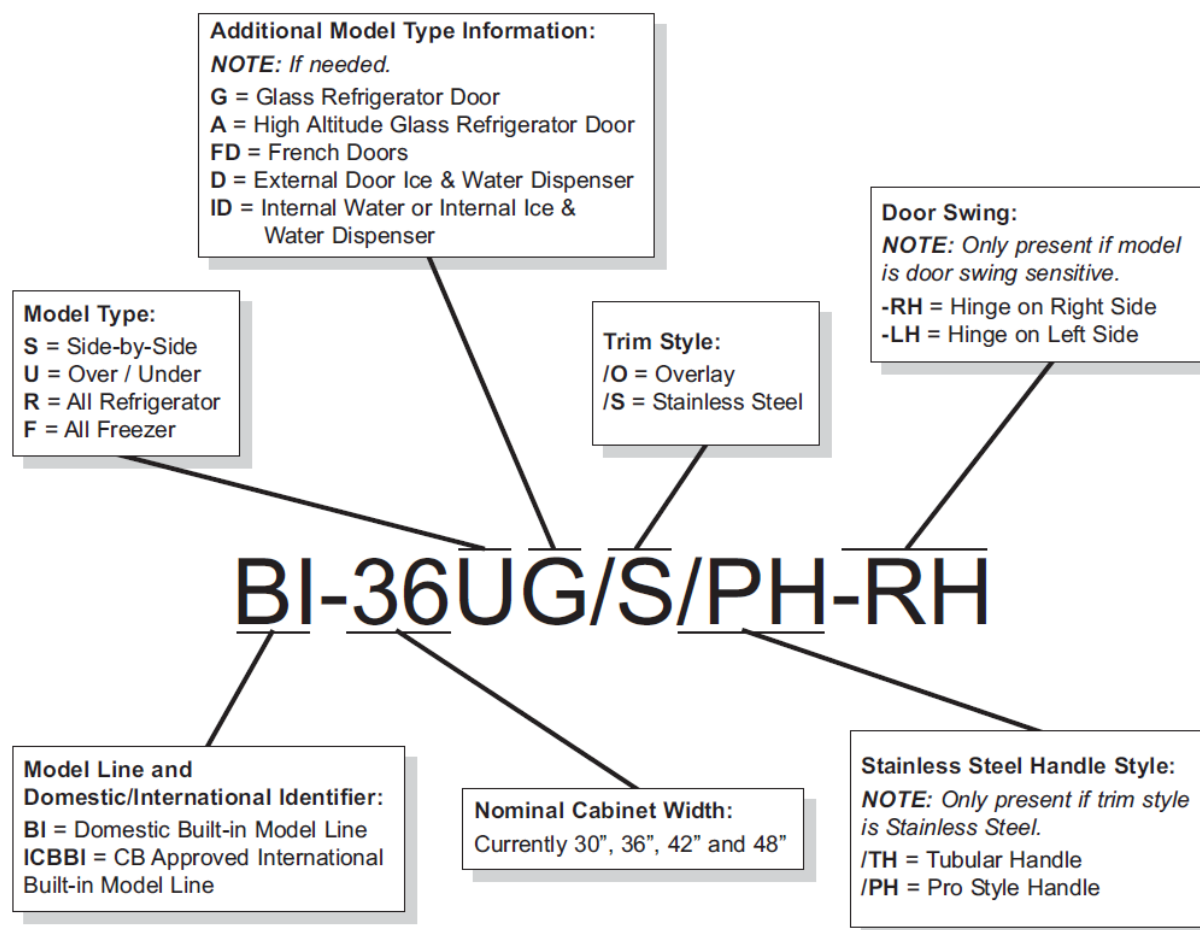


Figure 1-2. Model Number Code

MODEL DESCRIPTION



Model BI-36R

BI-36R/O

- Built-In Series, 36" Wide, All-Refrigerator, Overlay
- Door Trim (No Handle), Panel Grille (Standard)

BI-36R/S

- Built-In Series, 36" Wide, All-Refrigerator, Classic
- Stainless Steel Wrapped Door, Stainless Steel

Grille (Standard)

NOTE: Framed Design application is only available with the use of Sales Accessory Handles and grille panels.

MODEL DESCRIPTION



Model BI-36RG

BI-36RG/O

- Built-In Series, 36" Wide, All-Refrigerator, Glass
- Door, Overlay Door Trim (No Handle), Panel Grille (Standard)

BI-36RA/O (Same as above with High Altitude Glass)

BI-36RG/S

- Built-In Series, 36" Wide, All-Refrigerator, Glass
- Door, Classic Stainless Steel Wrapped Door,
- Stainless Steel Grille (Standard)

BI-36RA/S

(Same as above with High Altitude Glass)

NOTE: Framed Design application is only available with the use of Sales Accessory Handles and grille panels.

MODEL DESCRIPTION



Model BI-36F

BI-36F/O

- Built-In Series, 36" Wide, All-Freezer, Overlay
- Door Trim (No Handle), Panel Grille (Standard)


BI-36F/S

- Built-In Series, 36" Wide, All-Freezer, Classic
- Stainless Steel Wrapped Door, Stainless Steel

Grille (Standard)

NOTE: Framed Design application is only available with the use of Sales Accessory Handles and grille panel.

MODEL DESCRIPTION



Model BI-30U

BI-30U/O

- Built-In Series, 30" Wide, Over/Under, Overlay
- Door Trim (No Handles), Panel Grille (Standard)


BI-30U/S

- Built-In Series, 30" Wide, Over/Under, Classic
- Stainless Steel Wrapped Doors, Stainless Steel

Grille (Standard)

NOTE: Framed Design application is only available with the use of Sales Accessory Handles and grille panels.

MODEL DESCRIPTION



Model BI-30UG

BI-30UG/O

- Built-In Series, 30" Wide, Over/Under, Glass
- Refrigerator Door, Overlay Door Trim (No
- Handles), Panel Grille (Standard)

BI-30UA/O

(Same as above with High Altitude Glass)

BI-30UG/S

- Built-In Series, 30" Wide, Over/Under, Glass
- Refrigerator Door, Classic Stainless Steel
- Wrapped Doors, Stainless Steel Grille (Standard)

BI-30UA/S


(Same as above with High Altitude Glass)

NOTE: Framed Design application is only available with the use of Sales Accessory Handles and grille panels.

MODEL DESCRIPTION



Model BI-36U



Model BI-30UG

BI-36U/O

- Built-In Series, 36" Wide, Over/Under, Overlay
- Door Trim (No Handles), Panel Grille (Standard)

BI-36U/S

- Built-In Series, 36" Wide, Over/Under, Classic
- Stainless Steel Wrapped Doors, Stainless Steel

Grille (Standard)

NOTE: Framed Design application is only available with the use of Sales Accessory Handles and grille panels.

MODEL DESCRIPTION



Model BI-36UG

BI-36UG/O

- Built-In Series, 36" Wide, Over/Under, Glass
- Refrigerator Door, Overlay Door Trim (No
- Handles), Panel Grille (Standard)

BI-36UA/O (Same as above with High Altitude Glass)

BI-36UG/S

- Built-In Series, 36" Wide, Over/Under, Glass
- Refrigerator Door, Classic Stainless Steel
- Wrapped Doors, Stainless Steel Grille (Standard)

BI-36UA/S

(Same as above with High Altitude Glass)

NOTE: Framed Design application is only available with use of Sales Accessory Handles and grille panel.

MODEL DESCRIPTION



Model BI-36UID

BI-36UID/O

- Built-In Series, 36" Wide, Over/Under, Internal
- Water Dispenser, Overlay Door Trim (No
- Handles), Panel Grille (Standard)

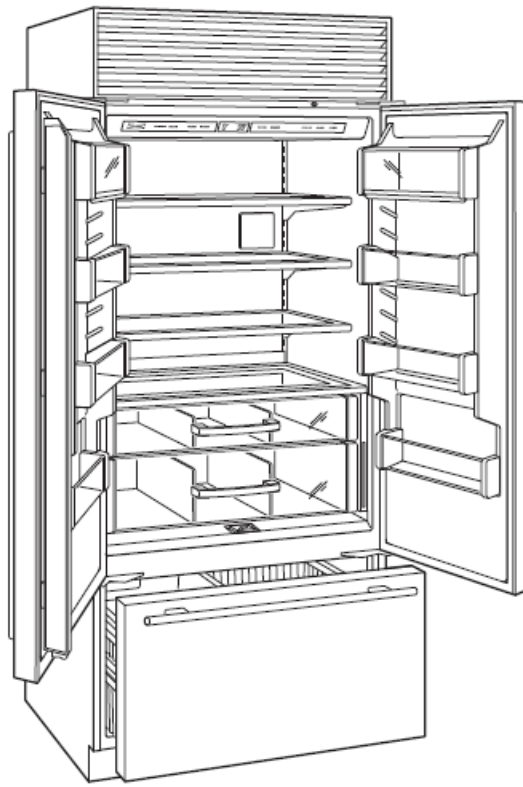
BI-36UID/S

- Built-In Series, 36" Wide, Over/Under, Internal
- Water Dispenser, Classic Stainless Steel Wrapped
- Doors, Stainless Steel Grille (Standard)

NOTE

Framed Design application is only available with the use of Sales Accessory Handles and grille panels.

MODEL DESCRIPTION



Model BI-36UFD

BI-36UFD/O

- Built-In Series, 36" Wide, Over/Under, French
- Doors, Overlay Door Trim (No Handles), Panel Grille (Standard)

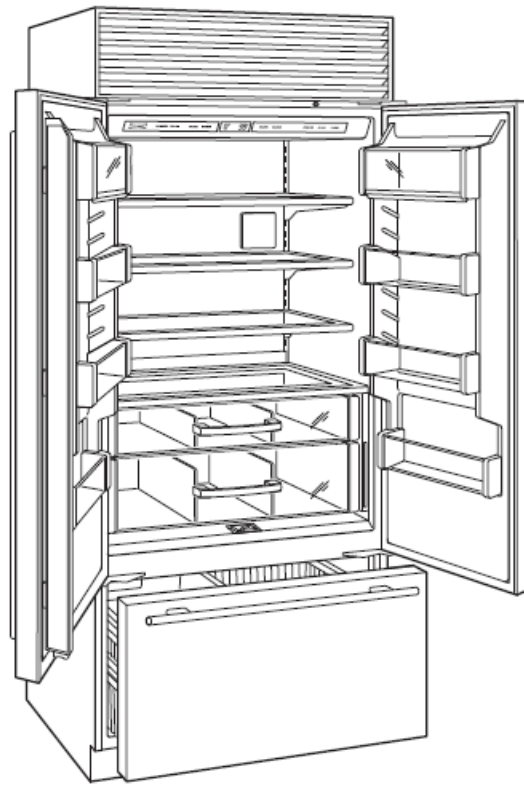
BI-36UFD/S

- Built-In Series, 36" Wide, Over/Under, French
- Doors, Classic Stainless Steel Wrapped Doors,

Stainless Steel Grille (Standard)

NOTE: Framed Design application is only available with the use of Sales Accessory Handles and grille panels.

MODEL DESCRIPTION



Model BI-36UFDID

BI-36UFDID/O

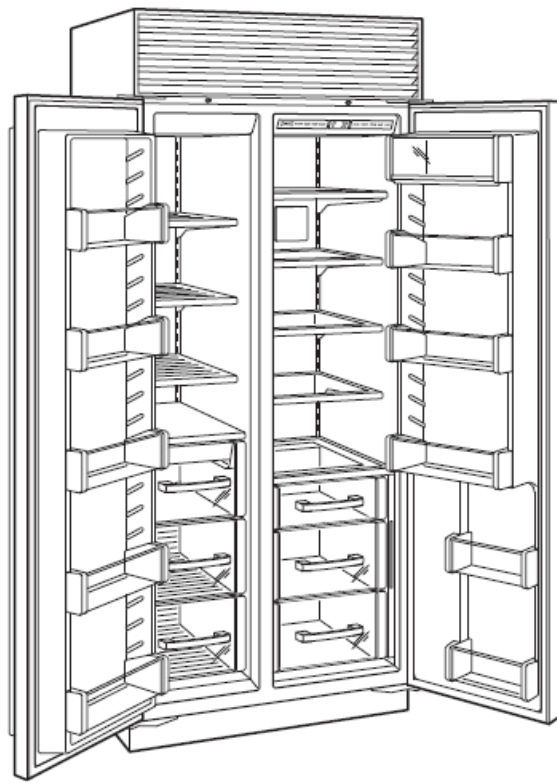
Built-In Series, 36" Wide, Over/Under, French Doors, Internal Water Dispenser, Overlay Door Trim (No Handles), Panel Grille (Standard)

BI-36UFDID/S

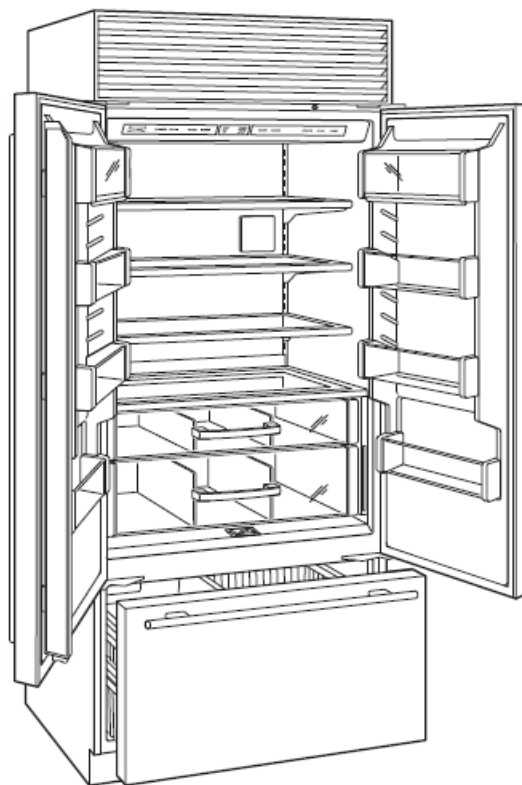
Built-In Series, 36" Wide, Over/Under, French Doors, Internal Water Dispenser, Classic Stainless Steel Wrapped Doors, Stainless Steel Grille (Standard)

NOTE: Framed Design application is only available with the use of Sales Accessory Handles and grille panels.

MODEL DESCRIPTION



Model BI-36S



Model BI-36UFDID



Model BI-42UFD

BI-36S/O

- Built-In Series, 36" Wide, Side-by-Side, Overlay
- Door Trim (No Handles), Panel Grille (Standard)


BI-36S/S

- Built-In Series, 36" Wide, Side-by-Side, Classic
- Stainless Steel Wrapped Doors, Stainless Steel

Grille (Standard)

NOTE: Framed Design application is only available with the use of Sales Accessory Handles and grille panels.

MODEL DESCRIPTION



Model BI-42S

BI-42S/O

- Built-In Series, 42" Wide, Side-by-Side, Overlay
- Door Trim (No Handles), Panel Grille (Standard)

BI-42S/S

- Built-In Series, 42" Wide, Side-by-Side, Classic
- Stainless Steel Wrapped Doors, Stainless Steel

Grille (Standard)

NOTE: Framed Design application is only available with the use of Sales Accessory Handles and grille panels.

MODEL DESCRIPTION



Model BI-42SD


BI-42SD/O

- Built-In Series, 42" Wide, Side-by-Side, External
- Ice/Water Dispenser, Overlay Door Trim (No
- Handles), Panel Grille (Standard)

BI-42SD/S

- Built-In Series, 42" Wide, Side-by-Side, External
- Ice/Water Dispenser, Classic Stainless Steel
- Wrapped Doors, Louver Grille (Standard)
- **NOTE:** Framed Design application is only available with the use of Sales Accessory Handles and grille panels.

MODEL DESCRIPTION



Model BI-42SID

BI-42SID/O

- Built-In Series, 42" Wide, Side-by-Side, Internal
- Ice/Water Dispenser, Overlay Door Trim (No
- Handles), Panel Grille (Standard)

BI-42SID/S

- Built-In Series, 42" Wide, Side-by-Side, Internal
- Ice/Water Dispenser, Classic Stainless Steel
- Wrapped Doors, Louver Grille (Standard)

NOTE: Framed Design application is only available with the use of Sales Accessory Handles and grille panels.

MODEL DESCRIPTION



Model BI-42UFD

BI-42UFD/O

Built-In Series, 42" Wide, Over/Under, French Doors, Overlay Door Trim (No Handles), Panel Grille (Standard)

BI-42UFD/S

Built-In Series, 42" Wide, Over/Under, French Doors, Classic Stainless Steel Wrapped Doors, Stainless Steel Grille (Standard)

NOTE: Framed Design application is only available with the use of Sales Accessory Handles and grille panels.

MODEL DESCRIPTION



Model BI-42UFDID

BI-42UFDID/O

- Built-In Series, 42" Wide, Over/Under, French
- Doors, Internal Water Dispenser, Overlay Door
- Trim (No Handles), Panel Grille (Standard)

BI-42UFDID/S

Built-In Series, 42" Wide, Over/Under, French Doors, Internal Water Dispenser, Classic Stainless Steel Wrapped Doors, Stainless Steel Grille (Standard)

NOTE: Framed Design application is only available with the use of Sales Accessory Handles and grille panels.

MODEL DESCRIPTION



Model BI-48S

BI-48S/O

- Built-In Series, 48" Wide, Side-by-Side, Overlay
- Door Trim (No Handles), Panel Grille (Standard)

BI-48S/S

- Built-In Series, 48" Wide, Side-by-Side, Classic Stainless Steel Wrapped Doors, Stainless Steel

Grille (Standard)

NOTE: Framed Design application is only available with the use of Sales Accessory Handles and grille panels.

MODEL DESCRIPTION



Model BI-48SD

BI-48SD/O

- Built-In Series, 48" Wide, Side-by-Side, External
- Ice/Water Dispenser, Overlay Door Trim (No
- Handles), Panel Grille (Standard)

BI-48SD/S

- Built-In Series, 48" Wide, Side-by-Side, External
- Ice/Water Dispenser, Classic Stainless Steel
- Wrapped Doors, Louver Grille (Standard)

NOTE: Framed Design application is only available with the use of Sales Accessory Handles and grille panels.

MODEL DESCRIPTION



Model BI-48SID

BI-48SID/O

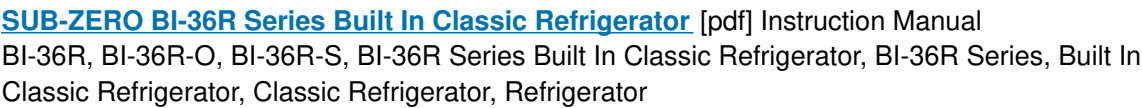
- Built-In Series, 48" Wide, Side-by-Side, Internal
- Ice/Water Dispenser, Overlay Door Trim (No
- Handles), Panel Grille (Standard)

BI-48SID/S

- Built-In Series, 48" Wide, Side-by-Side, Internal
- Ice/Water Dispenser, Classic Stainless Steel
- Wrapped Doors, Louver Grille (Standard)

NOTE

Framed Design application is only available with the use of Sales Accessory Handles and grille panels.



References

- User Manual

[Manuals+](#), [Privacy Policy](#)

This website is an independent publication and is neither affiliated with nor endorsed by any of the trademark owners. The "Bluetooth®" word mark and logos are registered trademarks owned by Bluetooth SIG, Inc. The "Wi-Fi®" word mark and logos are registered trademarks owned by the Wi-Fi Alliance. Any use of these marks on this website does not imply any affiliation with or endorsement.