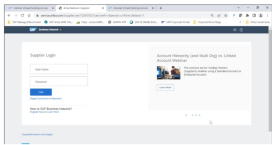


stryker Business Network Account Setup and Configuration



# stryker Business Network Account Setup and Configuration User Guide

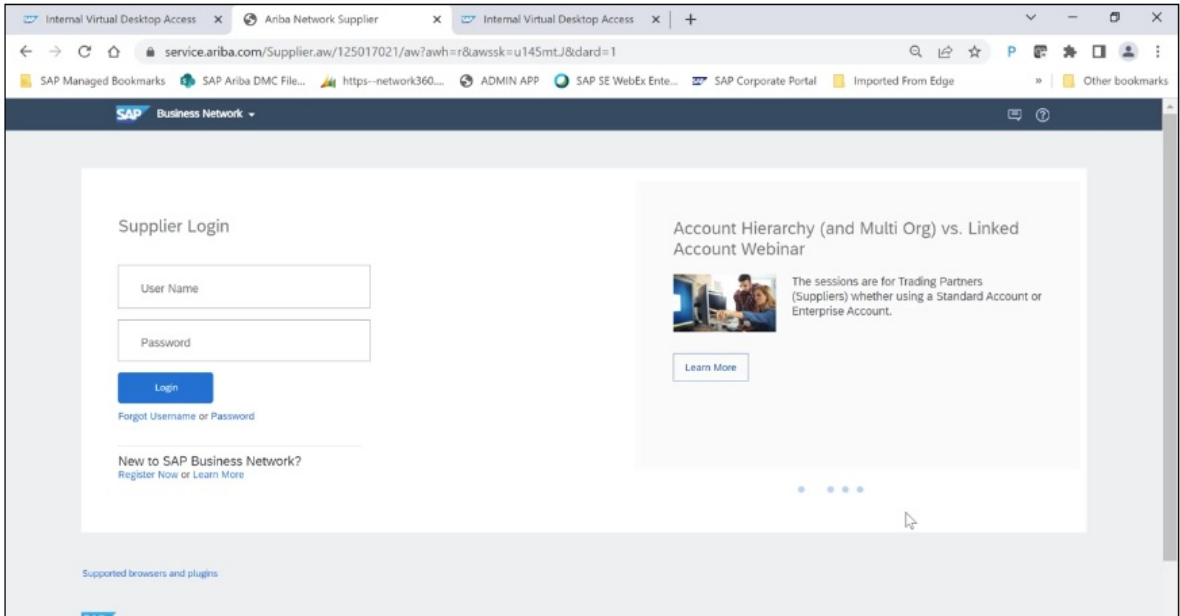
[Home](#) » [stryker](#) » **stryker Business Network Account Setup and Configuration User Guide** 

## Contents

- 1 [stryker Business Network Account Setup and Configuration](#)
- 2 [Configure ASN Failure Notifications](#)
- 3 [Documents / Resources](#)
  - 3.1 [References](#)



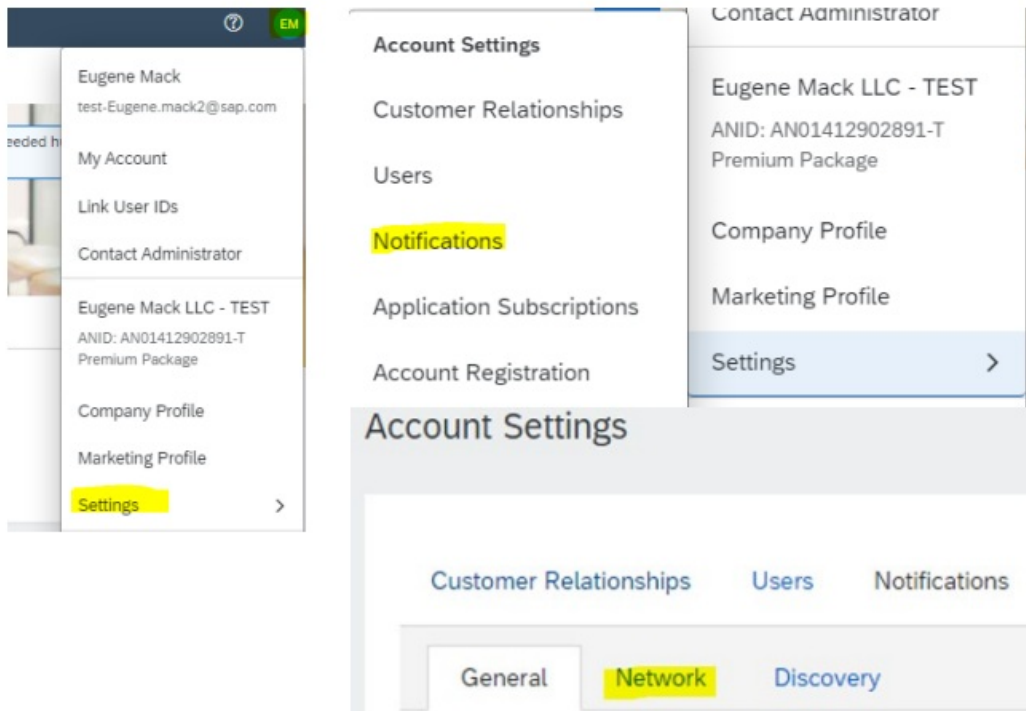
## stryker Business Network Account Setup and Configuration



## Configure ASN Failure Notifications

## Walkthrough on how to configure Ship Notice Failure Notifications

1. Login to your supplier account at [supplier.ariba.com](https://supplier.ariba.com)
2. Click initials in top right-hand corner of homepage and click settings:
3. Select “Notifications”:
4. Click the Network sub tab:

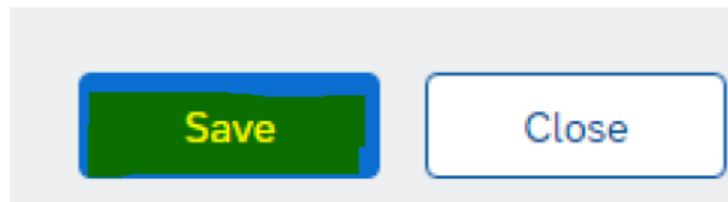


5. Click the check box for “Ship Notice Failure” and insert up to 3 email addresses to receive this notification. It should contain the email address of the resource at your organization who will be submitting Ship Notices:

### Ship Notice

| Type                              | Send notifications when...  | To email addresses (one required)                |
|-----------------------------------|---|--|
| Ship Notice Failure               | <input checked="" type="checkbox"/> Send a notification when ship notices are undeliverable.                                    | <input type="text" value="Eugene.mack@sap.com"/> |
| Ship Notice Declined              | <input checked="" type="checkbox"/> Send notification when a Declined Document status update request is received.               | <input type="text" value="Eugene.mack@sap.com"/> |
| Ship Notice Accepted with Changes | <input checked="" type="checkbox"/> Send notification when an Accepted with Changes Document status update request is received. | <input type="text" value="Eugene.mack@sap.com"/> |

6. Click “Save” at the bottom of the screen:





[stryker Business Network Account Setup and Configuration](#) [pdf] User Guide  
Business Network Account Setup and Configuration, Network Account Setup and Configuration  
, Account Setup and Configuration, Setup and Configuration

## References

- [User Manual](#)

[Manuals+](#), [Privacy Policy](#)

This website is an independent publication and is neither affiliated with nor endorsed by any of the trademark owners. The "Bluetooth®" word mark and logos are registered trademarks owned by Bluetooth SIG, Inc. The "Wi-Fi®" word mark and logos are registered trademarks owned by the Wi-Fi Alliance. Any use of these marks on this website does not imply any affiliation with or endorsement.