



# STRONG

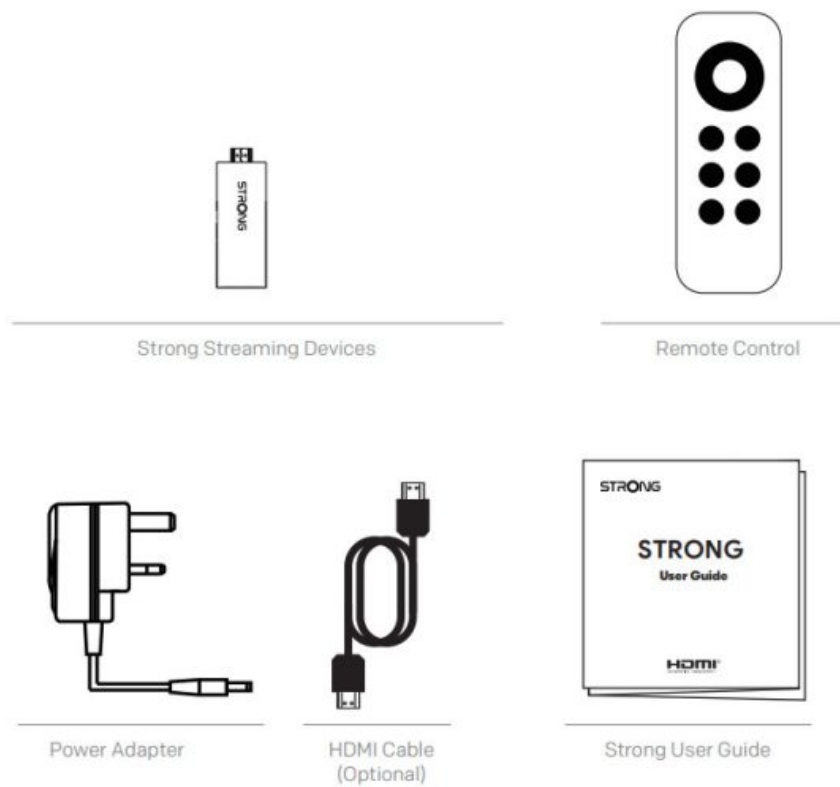
## STRONG User Guide



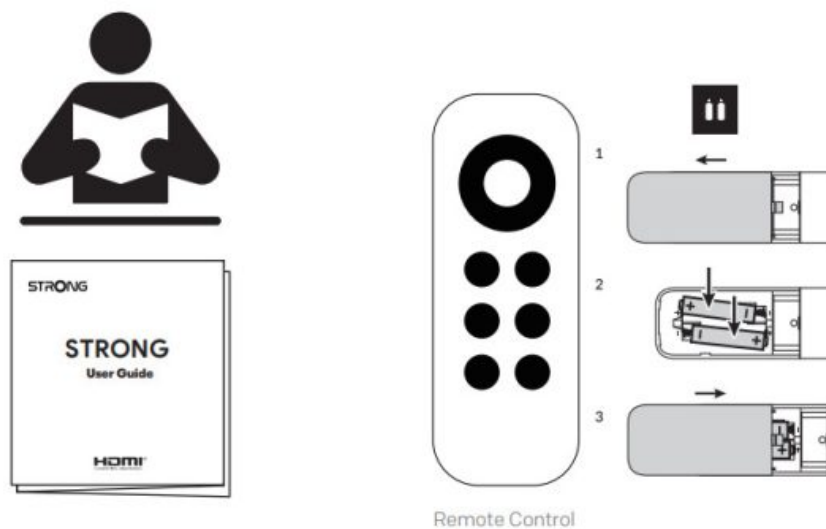
### Contents [ [hide](#) ]

- [1 HPR305 Streaming Devices](#)
- [2 DECLARATION](#)
- [3 OPERATING ENVIRONMENT](#)
- [4 FCC STATEMENT](#)
- [5 Documents / Resources](#)
  - [5.1 References](#)

## HPR305 Streaming Devices



\*Picture just for reference, please make the object as the standard.

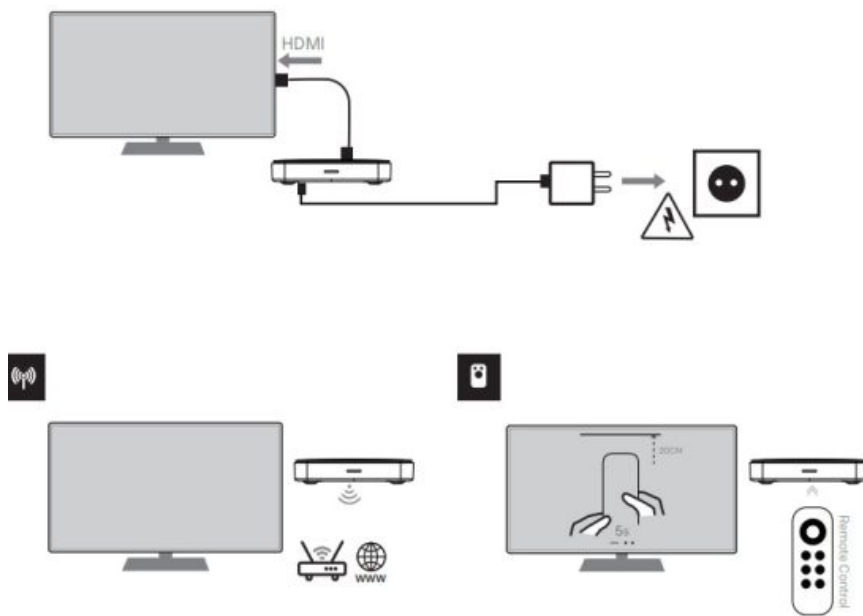


## NOTE:

Before the begin, locate and insert the 2 AAA batteries into the MECOOL Streaming Devices |

Google TV <sup>TM</sup> remote control. (This product is not equipped with AAA batteries, users should prepare by themselves).

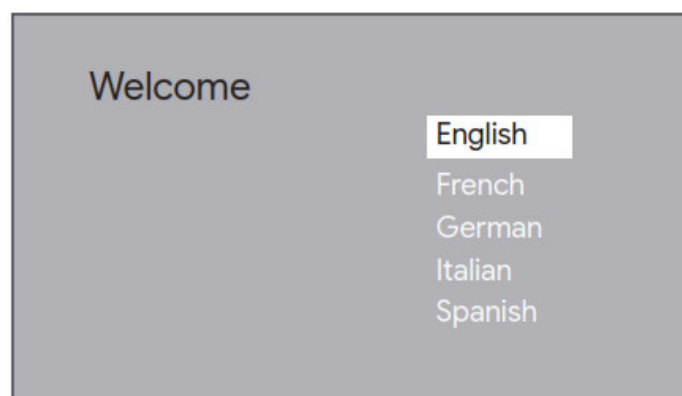
- Power on MECOOL Streaming Devices .
- Connect MECOOL Streaming Devices and TV via HDMI cable.
- Select correct HDMI input on TV.



1. Keep router near to MECOOL Streaming Devices.

Make sure the Internet is available.

2. Perform remote control pairing according to the operation method prompted by the interface.



3. Complete the simple setup of the box according to the instructions of the boot wizard.

## DECLARATION

Subject to alterations. In consequence of continuous research and development technical specifications, design and appearance of products may change. The terms HDMI and HDMI High-Definition Multimedia Interface, and the HDMI logo are trademarks or registered trademarks of HDMI Licensing Administrative – tor, Inc. in the United States and other countries.

© VIDEOSTRONG 2023. All rights reserved.

## DATA PROTECTION

Please be aware that MECOOL, its manufacturing partners, the application providers

and the providers of the services may collect and use technical data and related information, including but not limited to technical information about this device, system, and application software and peripherals. MECOOL, its manufacturing partners, the application providers and the providers of the services may use such information to improve its products or to provide services or technologies to you, as long as it is in a form that does not personally identify you. Additionally, please keep in mind that some services provided -already in the device or installed by you – may request a registration for which you have to provide personal data. Besides that, please be aware that some services which are not pre-installed but can be installed may collect personal data even without providing additional warnings and that MECOOL can not be held liable for a possible breach of data protection by services not pre-installed.

## **STORAGE**

Your device has been carefully checked and packed before shipping. When unpacking it, make sure that all the parts are included and keep the packaging away from children. We recommend that you keep the carton during the warranty period, to keep your device perfectly protected in the event of repair or warranty.

## **SOFTWARE DESCRIPTION**

This product includes a software that is restricted to be modified by a third party.

The manufacture reserves the right to publish software updates for maintenance or introducing new features.

## **OPERATING ENVIRONMENT**

Do not install this equipment in a confined space such as a bookcase or similar unit. Do not use the set near damp, and cold areas, protect the set from overheating. Keep away from direct sunlight. Do not use the set near dust place. Do not place candles near the opening area, to avoid flammable foreign material from entering the device.

## **WARNING**


Only use attachments/accessories specified or provided by the manufacturer (such as the exclusive supply adapter, battery etc.). Any other adapter may cause damage to the device. Such damage is not covered under warranty. Please refer to the information on the product enclosure for electrical and safety information before installing or operating the apparatus. To reduce the risk of fire or electric shock, do not expose this apparatus

to rain or moisture. The apparatus shall not be exposed to dripping or splashing and that objects filled with liquids, such as vases, shall not be placed on apparatus. The ventilation should not be impeded by covering the ventilation openings with items, such as newspaper, tablecloths, curtains, etc. The batteries (battery pack or batteries installed) shall not be exposed to excessive heat such as sunshine, fire or the like. The mains plug/appliance coupler/direct plug-in adapter is used as disconnect device, the disconnect device shall remain readily operable.

### **CAUTION**

Danger of explosion if battery is incorrectly replaced. Replace only with the same or equivalent type.

Risk of explosion if the battery is replaced by an incorrect type. Disposal of a battery into fire or a hot oven, or mechanically crushing or cutting of a battery, that can result in an explosion; Leaving a battery in an extremely high temperature surrounding environment that can result in an explosion or the leakage of flammable liquid or gas; A battery subjected to extremely low air pressure that may result in an explosion or the leakage of flammable liquid or gas.

 This equipment is a Class II or double insulated electrical appliance. It has been designed in such a way that it does not require a safety connection to electrical earth. For the terminals marked with symbol " "may be of sufficient magnitude to constitute a risk of electric shock.

The external wiring connected to the terminals requires installation by an instructed person or the use of ready-made leads or cords.



Arrowhead symbol within an equilateral triangle is intended to alert the user to the presence of non-insulated "dangerous voltage" within the product enclosure that may be of sufficient magnitude to constitute a risk of electric shock. **Warning:** To reduce the risk of electric shock, do not remove cover (or back) as there are no user-serviceable parts inside. Refer servicing to qualified personnel. The exclamation point within an equilateral triangle is intended to alert the user to the presence of important operating and maintenance instructions in the literature accompanying the appliance.



## **WEEE DIRECTIVE**

Correct Disposal of this product. This marking indicates that this product should not be disposed with other household wastes throughout the EU. To prevent possible harm to the environment or human health from uncontrolled waste the sustainable reuse of material resources. To return your used device, please use the return and collection systems or contact the retailer where the product was purchased. They can take this product for environmentally safe recycling.

## **FCC STATEMENT**

This equipment has been tested and found to comply with the limits for a Class B digital device, pursuant to part 15 of the FCC rules. These limits are designed to provide reasonable protection against harmful interference in a residential installation. This equipment generates, uses and can radiate radio frequency energy and, if not installed and used in accordance with the instructions, may cause harmful interference to radio communications. However, there is no guarantee that interference will not occur in a particular installation. If this equipment does cause harmful interference to radio or television reception, which can be determined by turning the equipment off and on, the user is encouraged to try to correct the interference by one or more of the following measures:

- Reorient or relocate the receiving antenna.
- Increase the separation between the equipment and receiver.
- Connect the equipment into an outlet on a circuit different from that to which is connected.
- Consult the dealer or an experienced technician for help.

To assure continued compliance, any changes or modifications not expressly approved by the party. Responsible for compliance could void the user's authority to operate this equipment. (Example- use only shielded interface cables when connecting to computer or peripheral devices).


This equipment complies with Part 15 of the FCC Rules. Operation is subject to the following two conditions:

- (1) This device may not cause harmful interference.

(2) This device must accept any interference received, including interference that may cause undesired operation.

FCC Radiation Exposure Statement: The equipment complies with FCC Radiation exposure limits set forth for uncontrolled environment. This equipment should be installed and operated with minimum distance 20cm between the radiator and your body.

## Documents / Resources

	<a href="#">STRONG HPR305 Streaming Devices [pdf]</a> User Guide WNA-HPR305, WNAHPR305, HPR305 Streaming Devices, HPR305, Streaming Devices, Devices
---	---

## References

- [User Manual](#)

🔍 devices, HPR305, HPR305 Streaming Devices, Streaming Devices, STRONG, WNA-HPR305,   
📁 STRONG WNAHPR305

---

## Leave a comment

Your email address will not be published. Required fields are marked \*

Comment \*

Name

Email

Website

☐ Save my name, email, and website in this browser for the next time I comment.

**Post Comment**

**Search:**

**Search**

[Manuals+](#) | [Upload](#) | [Deep Search](#) | [Privacy Policy](#) | [@manuals.plus](#) | [YouTube](#)

This website is an independent publication and is neither affiliated with nor endorsed by any of the trademark owners. The "Bluetooth®" word mark and logos are registered trademarks owned by Bluetooth SIG, Inc. The "Wi-Fi®" word mark and logos are registered trademarks owned by the Wi-Fi Alliance. Any use of these marks on this website does not imply any affiliation with or endorsement.