



STRICH Looper and Drum Machine Mac Software User Guide

[Home](#) » [STRICH](#) » STRICH Looper and Drum Machine Mac Software User Guide 

STRICH Looper and Drum Machine Mac Software User Guide



Contents

- 1 [Open below](#)
- 2 [It shows below](#)
- 3 [Open system preferences, press “Security&Privacy”](#)
- 4 [Unlock to change](#)
- 5 [Unlock successfully then click “Open Anyway”](#)
- 6 [Click “Open”](#)
- 7 [Documents / Resources](#)
 - 7.1 [References](#)
- 8 [Related Posts](#)

Open below

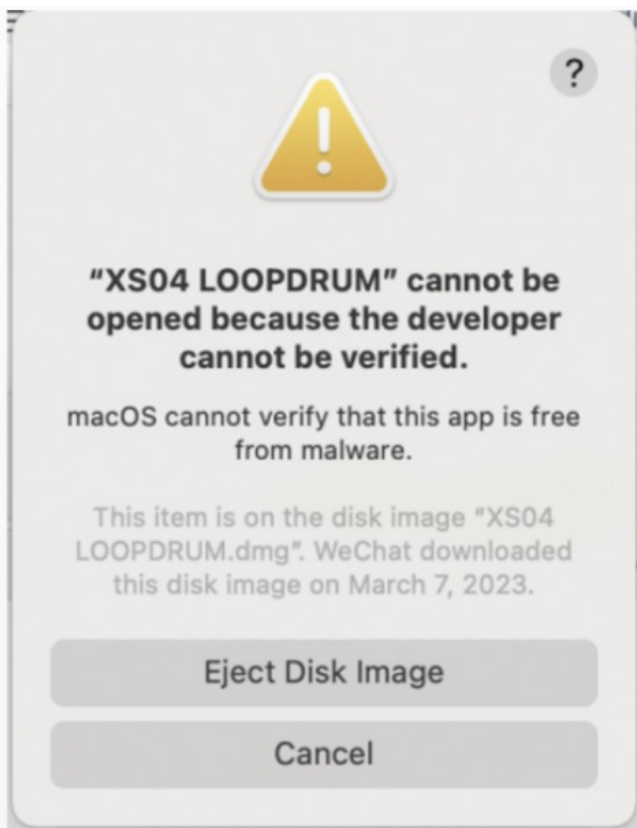
- XS04 LOOPDRUM.dmg



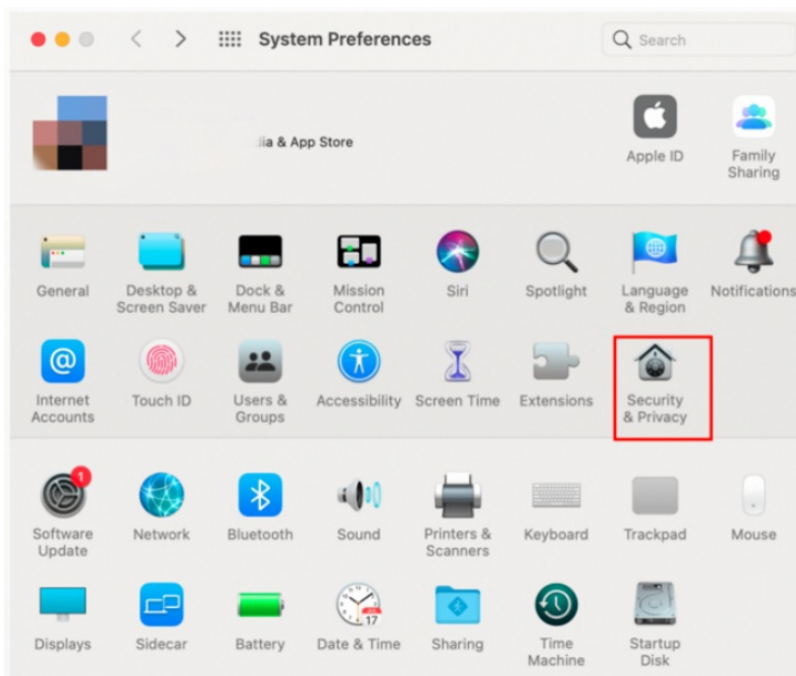
- XS04 LOOPDRUM



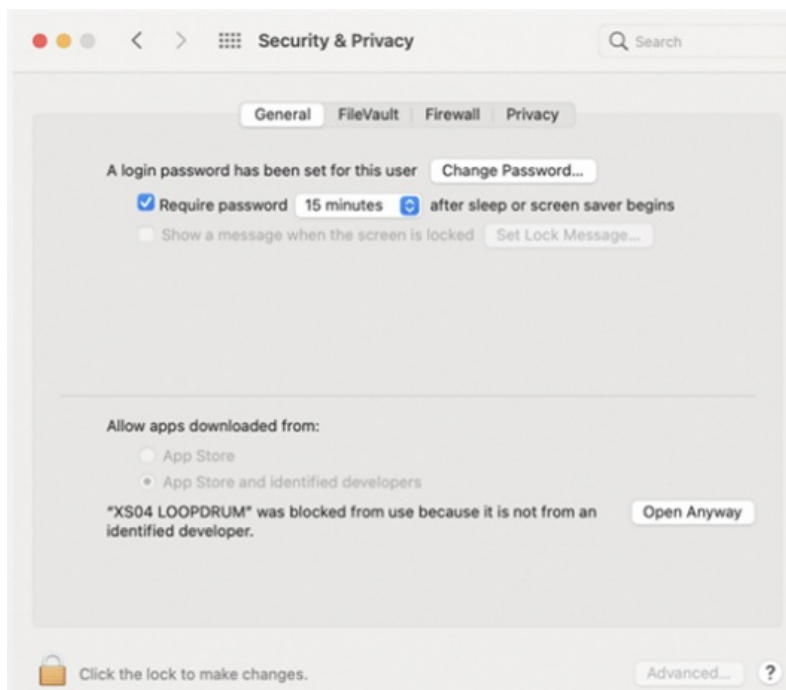
It shows below



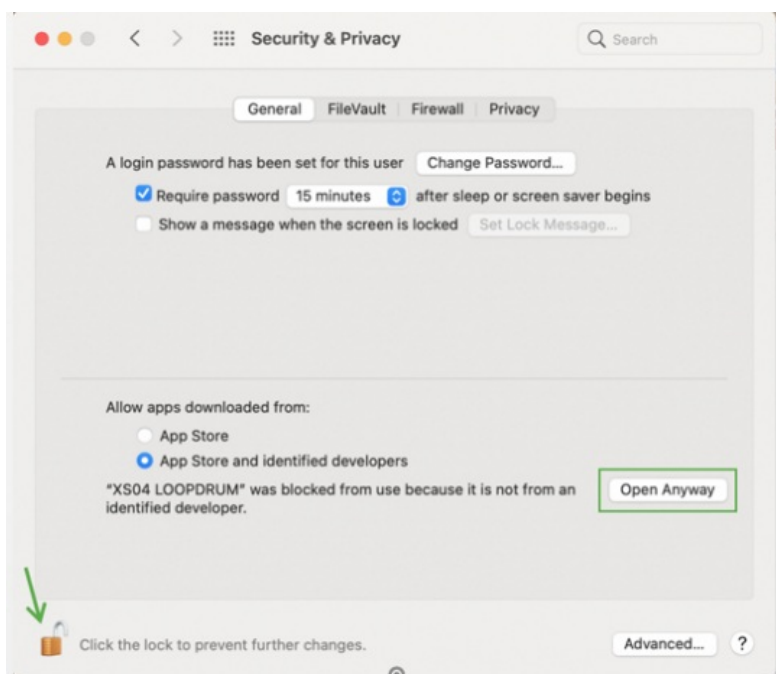
Open system preferences, press "Security&Privacy"



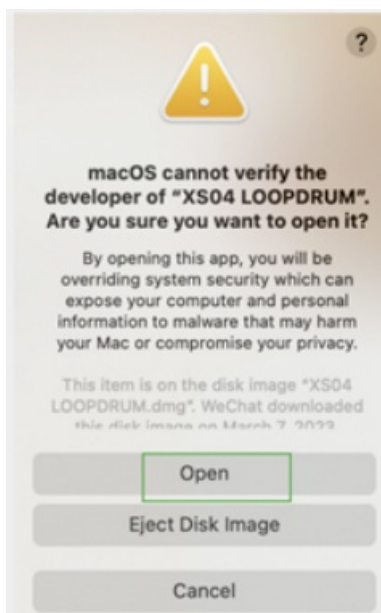
Unlock to change



Unlock successfully then click “Open Anyway”




Click “Open”



It will be opened successfully then power on the looper and use type C cable to connect loo per with mac.It will show “connected” then you can upload or download your phases.

Documents / Resources

	<p>STRICH Looper and Drum Machine Mac Software [pdf] User Guide</p> <p>Looper and Drum Machine Mac Software, Drum Machine Mac Software, Machine Mac Software, Mac Software, Software</p>
--	--

References

- [User Manual](#)