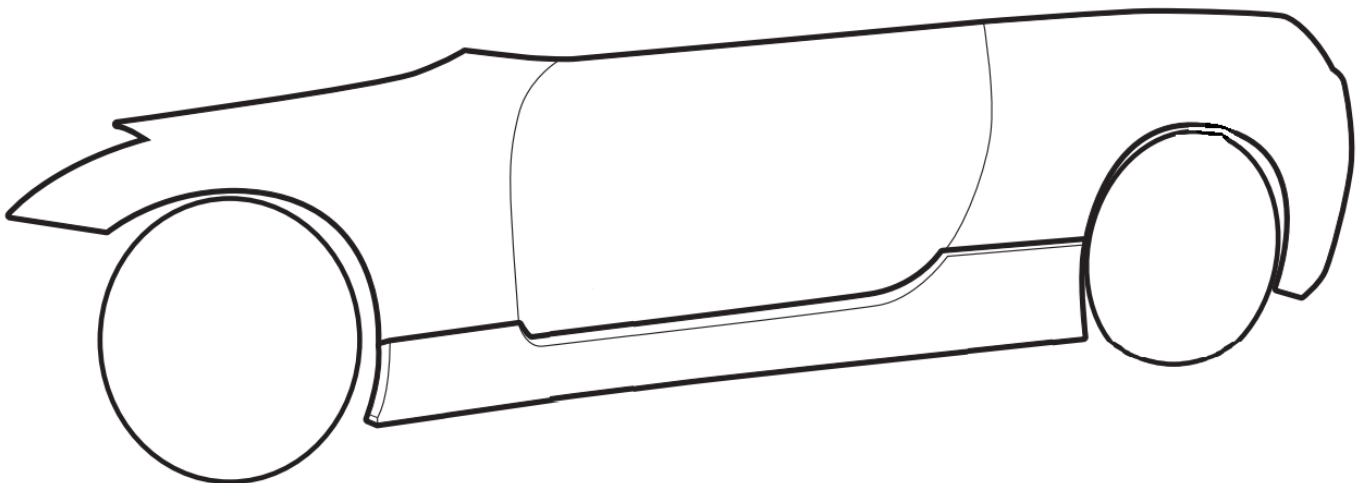


## STREET AERO ACM Cross Faded Side Splitter Set User Guide

[Home](#) » [STREET AERO](#) » STREET AERO ACM Cross Faded Side Splitter Set User Guide 

### STREET AERO ACM Cross Faded Side Splitter Set



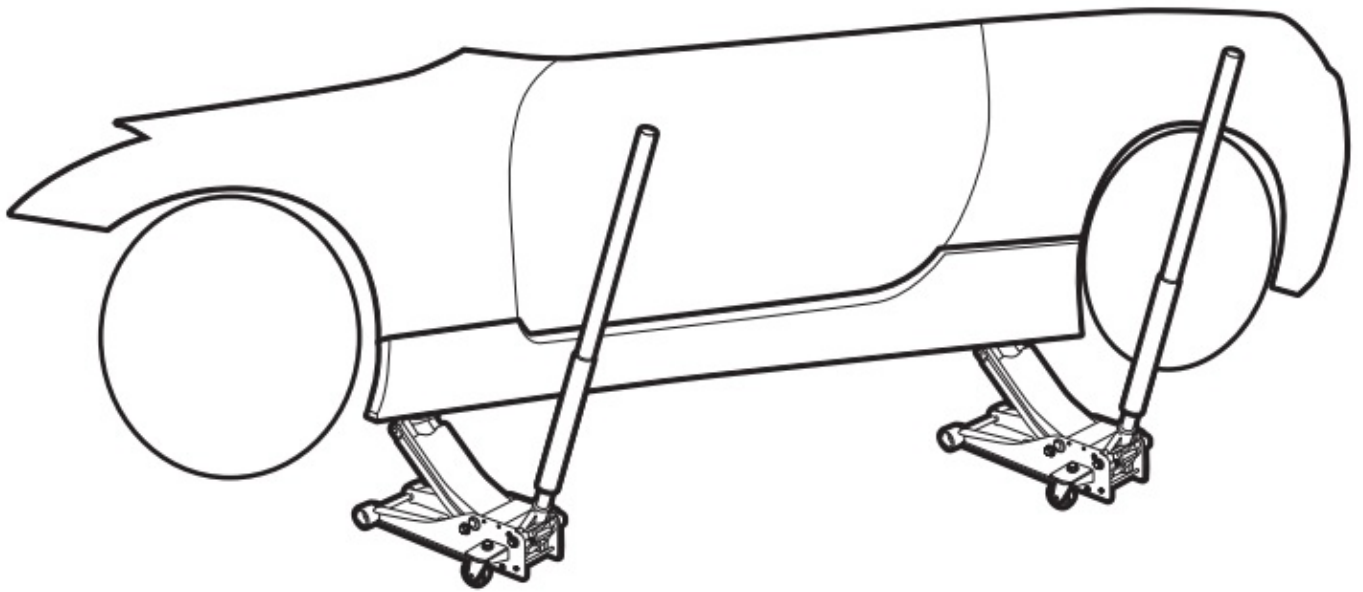
#### Contents

- [1 Installation](#)
- [2 Documents / Resources](#)
  - [2.1 References](#)
- [3 Related Posts](#)

### Installation

#### **STEP: 1**

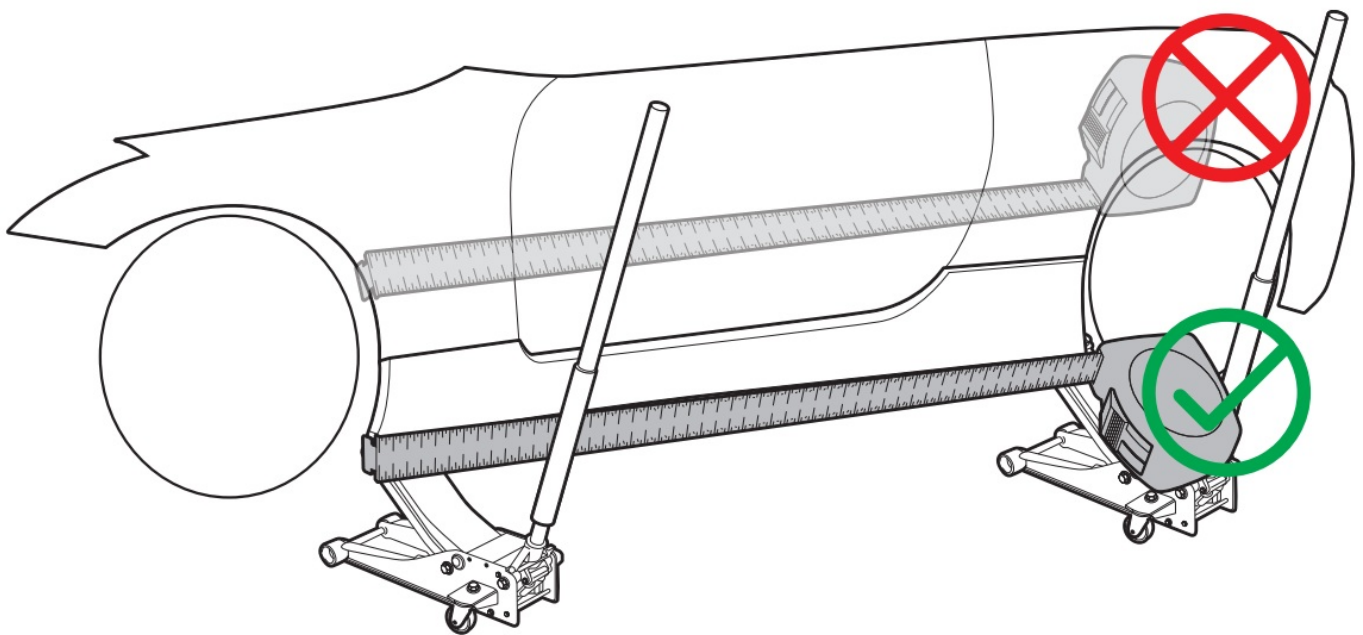
Position the jack stand near the back and front of the side skirt



#### STEP: 2

Use a tape measure to measure your side skirt  
Position the tape measure from the front to the back end  
Keep the tape measure as straight as possible

**NOTE:** Make sure you measure from the very bottom of the side skirt




#### STEP: 3

Now that you have your side skirt measurements you can place an order for any Street Aero Side Splitters at [www.streetaero.com](http://www.streetaero.com)  
Select your Side Splitter size before check out

[www.streetaero.com](http://www.streetaero.com)  
[info@streetaero.com](mailto:info@streetaero.com)



	<p><a href="#">STREET AERO ACM Cross Faded Side Splitter Set</a> [pdf] User Guide</p> <p>ACM, Cross Faded Side Splitter Set, ACM Cross Faded Side Splitter Set, Faded Side Splitter Set, Side Splitter Set, Splitter Set</p>
---	--

References

- [Street Aero](#)