



STREAMLIGHT STR88135 Flash Light Instruction Manual

[Home](#) » [StreamLight](#) » STREAMLIGHT STR88135 Flash Light Instruction Manual 

Contents

- [1 STREAMLIGHT STR88135 Flash Light](#)
- [2 Specifications](#)
- [3 Product Usage Instructions](#)
- [4 BATTERY INSTALLATION/REMOVAL](#)
- [5 GENERAL OPERATION](#)
- [6 MAINTENANCE](#)
- [7 FAQs](#)
- [8 Documents / Resources](#)
 - [8.1 References](#)
- [9 Related Posts](#)



STREAMLIGHT STR88135 Flash Light



Specifications

- Power Source: Two AA batteries or one Streamlight #940215 protected Li-ion rechargeable battery pack
- Programs: High-Strobe-Low (Factory Default), High Only, Low-High
- Charging: USB-C charging

Product Usage Instructions

Battery Installation/Removal

1. Unscrew the tailcap and remove expired batteries.
2. Install new AA batteries or recharged Li-ion battery positive end first. Polarity is marked on the inside of the body.
3. Replace tailcap.

Charging the Battery

To charge the battery, insert the USB-C plug into the connector near the positive end of the battery. The battery may be left plugged into a USB-C cable continuously without overcharging.

Switching Programs

To cycle through available programs, click the switch to toggle between High-Strobe-Low, High Only, or Low-High modes.

Maintenance

Regularly clean the tailcap O-ring to ensure it is free of debris.

Important Notices:

- Ensure batteries are fully charged before first use.
- Use only genuine Streamlight replacement parts for product safety. Do not attempt to repair the unit yourself.

Thank you for selecting the ProTac® 2AA-X multi-fuel, personal carry tactical ashlight. As with any professional tool, reasonable care and maintenance of this product will provide years of dependable service. Please read this manual before using your ProTac®.

SAVE THESE INSTRUCTIONS. This guide contains important safety and operating instructions for your ProTac®.

CAUTION

STROBE MODE MAY CAUSE SEIZURES IN PERSONS WITH PHOTOSENSITIVE EPILEPSY. LED RADIATION (RG-2). DO NOT STARE INTO BEAM. MAY BE HARMFUL TO EYES. PER IEC 62471 Ed 1.0:2006-07.**WARNING** RISK OF INJURY. THE USE OF SUBSTANDARD OR AFTER-MARKET COMPONENTS, MODIFICATIONS TO THE ORIGINAL PARTS, OR USE OF THIS FLASHLIGHT WITH ANY INCOMPATIBLE PRODUCT MAY VOID WARRANTY AND COULD LEAD TO PRODUCT FAILURE OR PERSONAL INJURY. BATTERY SAFETY

CAUTION

EXPLOSION RISK, BURN, AND FIRE HAZARD. DO NOT DISASSEMBLE, CRUSH, SHORT CIRCUIT, HEAT ABOVE 140°F (60°C), OR DISCARD IN FIRE. USE ONLY WITH THE SPECIFIED STREAMLIGHT PRODUCTS. KEEP AWAY FROM CHILDREN. BATTERY MUST BE RECYCLED OR DISPOSED OF PROPERLY.

NOTICE

This product is designed to use two AA batteries or one Streamlight #940215 protected Li-ion rechargeable battery pack.

The rechargeable battery contained in this product is recyclable. At the end of its useful life, under various country and state laws, it may be illegal to dispose of this battery in the municipal solid waste stream. Check with your local solid waste officials for details in your area for recycling options or proper disposal (In USA: RBRC).

BATTERY INSTALLATION/REMOVAL

At the end of battery life, the switch may appear intermittent or non-functional. Replacing or recharging the batteries will restore normal operation.

1. Unscrew the tailcap and remove expired batteries.
2. Install new AA batteries or recharged Li-ion battery positive end first. Polarity is marked on the inside of the body.
3. Replace tailcap.

PROTAC® 2AA-X LI-ION BATTERY CHARGING

NOTICE

Fully charge batteries before first use.

The ProTac® 2AA-X USB model ships with one Li-ion rechargeable battery with integrated charge port.

To charge the battery, insert the USB-C plug into the connector near the positive end of the battery. The battery may be left plugged into a USB-C cable continuously, there is no danger of overcharging.

LED Charge Indicator

- Charging...Red LED is on.
- Charged...Green LED is on. The charge time is approximately 4 hours.

GENERAL OPERATION

The ProTac® 2AA-X features a programmable switch with momentary operation (light press or tap) and constant on operation (press until click).

- High: Tap and hold; click to lock on; click again for off.
- Strobe: Fast double-tap (within a half second) and hold; click to lock on; click again for off.
- Low: Fast triple-tap (within a half second per tap) and hold; click to lock on; click again for off.

Accessing Other Programs

The ProTac® 2AA-X features a TEN-TAP® programmable switch allowing the user to select one of two different programs. To change to the next program, starting from the "Off" position, tap the switch rapidly 9 times (within 0.4 seconds per tap) and hold it down the 10th time. Continue holding the switch until the light turns off (approximately 1 second), then release the switch. Available programs are High-Strobe-Low (Factory Default), High Only, or Low-High.

MAINTENANCE

It is important to keep the tailcap O-ring clean and free of debris.

PRODUCT USE

Streamlight flashlights are intended for use as high intensity, heavy duty, and portable light sources. Use of Streamlight flashlights for any purpose other than as light sources is specifically discouraged by the manufacturer. Streamlight specifically disclaims liability for other than recommended use.

NOTICE

Be sure to use only genuine Streamlight replacement parts to ensure product safety. Substitution may invalidate the product approval. Do not try to repair the unit yourself. Send to a qualified service facility or return it to the factory.

Streamlight Limited Lifetime Warranty

Streamlight warrants this product to be free of defects for a lifetime of use except for batteries and bulbs, abuse, and normal wear. We will repair, replace, or refund the purchase price of this product should we determine it to be defective. This limited lifetime warranty also excludes rechargeable batteries, chargers, switches, and electronics which have a 2-year warranty with proof of purchase. THIS IS THE ONLY WARRANTY, EXPRESSED OR IMPLIED, INCLUDING ANY WARRANTY OF MERCHANTABILITY OR FITNESS FOR A PARTICULAR PURPOSE. INCIDENTAL, CONSEQUENTIAL OR SPECIAL DAMAGES ARE EXPRESSLY DISCLAIMED EXCEPT WHERE SUCH LIMITATION IS PROHIBITED BY LAW. You may have other specific legal rights which vary by jurisdiction.

Go to www.streamlight.com/support for a complete copy of the warranty. To register your product, go to www.streamlight.com (Online Product Registration). Retain your receipt or any proof of purchase.

SERVICE OPTIONS

The ProTac® series contains few or no user-serviceable parts. For service options, go to www.streamlight.com/support/service and complete the Online Service Request for factory service or to find the location of an authorized Streamlight repair center near you.

- Or contact: Customer Service
- STREAMLIGHT, INC. 30 Eagleville Road Suite 100
- Eagleville, PA U.S.A. 19403-3996
- Phone: [800-523-7488](tel:800-523-7488) Toll-Free / +1 [610-631-0600](tel:610-631-0600)
- Fax: [800-220-7007](tel:800-220-7007) / +1 [610-631-0712](tel:610-631-0712)

available at BrightGuy.com

IMPORTANT: FULLY CHARGE BATTERY BEFORE FIRST USE.

FAQs

Q: Can I use this flashlight for purposes other than as a light source?

A: No, Streamlight flashlights are intended for use as high intensity, heavy duty, and portable light sources only. Other uses are discouraged by the manufacturer.

Q: How do I register my product or request service?





A: Visit www.streamlight.com/support for warranty information and product registration. For service requests, visit www.streamlight.com/support/service or contact Customer Service at STREAMLIGHT, INC.

Documents / Resources



[STREAMLIGHT STR88135 Flash Light](#) [pdf] Instruction Manual
STR88135, STR88135 Flash Light, STR88135, Flash Light, Light

References

-  [BrightGuy Flashlights, Headlamps, Work Lights, Police Flashlights](#)
-  [Streamlight Tactical & Safety Rated Flashlights & Headlamps](#)
-  [Support](#)
-  [Service Options](#)
- [User Manual](#)

[Manuals+](#), [Privacy Policy](#)

This website is an independent publication and is neither affiliated with nor endorsed by any of the trademark owners. The "Bluetooth®" word mark and logos are registered trademarks owned by Bluetooth SIG, Inc. The "Wi-Fi®" word mark and logos are registered trademarks owned by the Wi-Fi Alliance. Any use of these marks on this website does not imply any affiliation with or endorsement.