



# STREAMLIGHT HL 5-X USB Handheld Flashlight Instruction Manual

[Home](#) » [StreamLight](#) » **STREAMLIGHT HL 5-X USB Handheld Flashlight Instruction Manual** 

## Contents

- [1 STREAMLIGHT HL 5-X USB Handheld Flashlight](#)
- [2 Product Information](#)
- [3 Product Usage Instructions](#)
- [4 LED Charge Indicators](#)
- [5 GENERAL OPERATION](#)
- [6 MAINTENANCE](#)
- [7 Streamlight Limited Lifetime Warranty](#)
- [8 Documents / Resources](#)
  - [8.1 References](#)
- [9 Related Posts](#)



**STREAMLIGHT HL 5-X USB Handheld Flashlight**



## Product Information

### Specifications

- Model: 997772
- Revision: D
- Operating Instructions: English, Deutsch, Avis

## Product Usage Instructions

### Safety Precautions

Before using the product, please read and understand the following safety precautions:

- **WARNING:** The flashlight can become hot during operation. Do not touch it against any surface, including skin, while in use. Avoid accidental activation to minimize the risk of fire, burns, or damage to the flashlight.
- **CAUTION:** Strobe mode may cause seizures in persons with photosensitive epilepsy. Avoid using the strobe mode if you have this condition.
- **CAUTION:** Do not stare into the beam of the flashlight as it may be harmful to the eyes due to LED radiation (RG-2). Follow IEC 62471 Ed 1.0:2006-07 guidelines.
- **CAUTION:** To prevent explosion risk, burns, and fire hazard, do not disassemble, crush, short circuit, or heat the flashlight above recommended levels.
- **BATTERY SAFETY:** Do not mix CR123A batteries of different brands or old with new batteries. Do not recharge CR123A batteries. Only use Streamlight-, Panasonic-, or Sanyo-branded CR123A batteries; Duracell 123A; or Energizer 123 batteries. Keep batteries away from children and dispose of them properly.
- **NOTICE:** This product is not designed to use rechargeable CR123A batteries.

### Operation

To operate the flashlight:

1. Ensure the batteries are fully charged before first use.
2. To turn the flashlight on, click the power button once.
3. To turn the flashlight off, click the power button again.

## **Maintenance**

Regular maintenance is important to ensure optimal performance of the flashlight:

- Keep the O-ring on the tail cap lubricated to maintain a proper seal.

## **Recommended Use**

The Streamlight flashlight is designed for high-intensity, heavy-duty, and portable light sources. It is intended to be used as a light source and any other purpose is discouraged by the manufacturer. Streamlight disclaims liability for uses other than recommended.

## **Product Safety**

For product safety, please follow these guidelines:

- Use only genuine Streamlight replacement parts to ensure product safety and to maintain product approval.
- Do not attempt to repair the unit yourself. Send it to a qualified service facility or return it to the factory.

## **Warranty and Customer Service**

For warranty, registration, and customer service:

- Visit [www.streamlight.com/support](http://www.streamlight.com/support) for a complete copy of the warranty.
- To register your product, go to [www.streamlight.com \(Online ProductRegistration\)](http://www.streamlight.com (Online ProductRegistration)). Retain your receipt or any proof of purchase.
- For service options, go to [www.streamlight.com/support/service](http://www.streamlight.com/support/service) and complete the Online Service Request for factory service or to find the location of an authorized Streamlight repair center near you.
- Contact Customer Service at STREAMLIGHT, INC.:
  - Address: 30 Eagleville Road Suite 100 Eagleville, PA U.S.A. 19403-3996
  - Phone: (800) 523-7488 Toll-Free / +1 (610) 631-0600
  - Fax: (800) 220-7007 / +1 (610) 631-0712

## **Frequently Asked Questions (FAQ)**

- **Q: Can I use rechargeable batteries with this flashlight?**

A: No, this flashlight is not designed to use rechargeable CR123A batteries.

- **Q: How do I turn on and off the flashlight?**

A: To turn on the flashlight, click the power button once. To turn it off, click the power button again.

- **Q: Can I mix different brands of CR123A batteries?**

A: No, do not mix CR123A batteries of different brands. Use only Streamlight-, Panasonic-, or Sanyo-branded CR123A batteries; Duracell 123A; or Energizer 123 batteries.

Thank you for selecting the ProTac HL® 5-X tactical flashlight. As with any fine tool, reasonable care and maintenance of this product will provide years of dependable service. Please read this manual before using your ProTac®, it contains important safety and operating instructions and should be saved.  
**SAVE THESE INSTRUCTIONS.** This guide contains important safety and operating instructions for your ProTac®.

## **WARNING**



Fire and burn hazard. The ProTac HL® 5-X provides a powerful beam. When operated for more than a few seconds, it will get hot. Never leave your ProTac HL® 5-X with its face against any surface, including skin, while in operation. Transport or store the ProTac HL® 5-X in a way that minimizes the chance it can accidentally be turned on. The resultant heat build-up can cause a fire, burns, or damage to the flashlight.

## **CAUTION**

STROBE MODE MAY CAUSE SEIZURES IN PERSONS WITH PHOTOSENSITIVE EPILEPSY.

## **LED SAFETY**

### **CAUTION**

LED RADIATION (RG-2). DO NOT STARE INTO BEAM. MAY BE HARMFUL TO EYES. PER IEC 62471 Ed 1.0:2006-07.

## **BATTERY SAFETY**

CAUTION EXPLOSION RISK, BURN, AND FIRE HAZARD. DO NOT DISASSEMBLE, CRUSH, SHORT CIRCUIT, HEAT ABOVE 140°F (60°C), OR DISCARD IN FIRE. DO NOT MIX CR123A BATTERIES OF DIFFERENT TYPES OR OLD WITH NEW BATTERIES. DO NOT RECHARGE CR123A BATTERIES. ONLY USE STREAMLIGHT, PANASONIC, OR SANYO SIZE CR123A; DURACELL 123A, OR ENERGIZER 123. DO NOT MIX CR123A BATTERIES WITH THE SL-B26® RECHARGEABLE BATTERY. KEEP AWAY FROM CHILDREN. BATTERY MUST BE RECYCLED OR DISPOSED OF PROPERLY.

## **NOTICE**

This product is not designed to use rechargeable CR123A batteries.

## **BATTERY INSTALLATION / REMOVAL**

Uses two SL-B26® rechargeable batteries or four CR123A batteries. Do not mix batteries of different types. Unscrew the tail cap and remove depleted batteries, insert fresh batteries positive end first, replace and tighten tail cap.

## **SL-B26® USB BATTERY CHARGING**

The ProTac HL® 5-X USB system ships with two SL-B26® batteries with integrated charge ports.

## **NOTICE**

Fully charge batteries before first use.

To charge the SL-B26® battery, insert the micro-USB plug into the connector near the positive end of the battery. The battery may be left plugged into a micro-USB cable continuously, as there is no danger of overcharging.

## **LED Charge Indicators**

- Charging...Red LED is on.
- Charged...Green LED is on.
- Charge time is approximately 5 hours when using Streamlight AC adapters and "Y" USB cable.

## **GENERAL OPERATION**

The ProTac HL® 5-X features a programmable switch with momentary operation (light press or tap) and constant on operation (press until click).

- **High:** Tap and hold; click to lock on; click again for off.
- **Strobe:** Fast double-tap (within 0.4 seconds) and hold; click to lock on; click again for off.
- **Low:** Fast triple-tap (within 0.4 seconds per tap) and hold; click to lock on; click again for off.

### Accessing Other Programs

The ProTac HL® 5-X features a TEN-TAP® programmable switch, allowing the user to select one of three different programs. To change to the next program, starting from the “Off” position, tap the switch rapidly 9 times (within 0.4 seconds per tap) and hold it down the 10th time. Continue holding the switch until the light turns off (approximately 1 second), then release the switch.

Available programs are High-Strobe-Low (Factory Default), High Only, or Low-Medium-High.

## MAINTENANCE

It is important to keep the O-ring on the tail cap lubricated.

### PRODUCT USE

Streamlight flashlights are intended for use as high intensity, heavy duty, and portable light sources. Use of Streamlight flashlights for any purpose other than as light sources is specifically discouraged by the manufacturer. Streamlight specifically disclaims liability for other than recommended use.

**NOTICE** Be sure to use only genuine Streamlight replacement parts to ensure product safety. Substitution may invalidate the product approval. Do not try to repair the unit yourself. Send to a qualified service facility or return it to the factory.

### Streamlight Limited Lifetime Warranty

Streamlight warrants this product to be free of defects for a lifetime of use except for batteries and bulbs, abuse, and normal wear. We will repair, replace, or refund the purchase price of this product should we determine it to be defective. This limited lifetime warranty also excludes rechargeable batteries, chargers, switches, and electronics which have a 2-year warranty with proof of purchase. **THIS IS THE ONLY WARRANTY, EXPRESSED OR IMPLIED, INCLUDING ANY WARRANTY OF MERCHANTABILITY OR FITNESS FOR A PARTICULAR PURPOSE. INCIDENTAL, CONSEQUENTIAL OR SPECIAL DAMAGES ARE EXPRESSLY DISCLAIMED EXCEPT WHERE SUCH LIMITATION IS PROHIBITED BY LAW.** You may have other specific legal rights which vary by jurisdiction.

Go to [www.streamlight.com/support](http://www.streamlight.com/support) for a complete copy of the warranty. To register your product, go to [www.streamlight.com](http://www.streamlight.com) (Online Product Registration). Retain your receipt or any proof of purchase.

### SERVICE OPTIONS

The ProTac HL® 5-X contains few or no user-serviceable parts.

For service options, go to [www.streamlight.com/support/service](http://www.streamlight.com/support/service) and complete the Online Service Request for factory service or to find the location of an authorized Streamlight repair center near you.

Or contact:

### Customer Service

- STREAMLIGHT, INC.
- 30 Eagleville Road
- Suite 100
- Eagleville, PA U.S.A. 19403-3996

- **Phone:** (800) 523-7488 Toll-Free / +1 (610) 631-0600
- **Fax:** (800) 220-7007 / +1 (610) 631-0712

#### EU Authorized Representative

Falcon Logistics B.V., Hoeksteen 26 F, 2132 MS Hoofddorp, Netherlands

For compliance information, please visit [www.streamlight.com/compliance](http://www.streamlight.com/compliance)








---

## Documents / Resources



[STREAMLIGHT HL 5-X USB Handheld Flashlight](#) [pdf] Instruction Manual  
HL 5-X USB Handheld Flashlight, HL 5-X, USB Handheld Flashlight, Handheld Flashlight, Flashlight

## References

-  [Service Options](#)
-  [Streamlight Tactical & Safety Rated Flashlights & Headlamps](#)
-  [Support](#)
-  [Support](#)
-  [Service Options](#)
- [User Manual](#)