

**STREAMLIGHT**  
**BEARTRAP**  
Series Multi  
Function  
Rechargeable  
Work Light



# STREAM LIGHT BEARTRAP Series Multi Function Rechargeable Work Light Instruction Manual

[Home](#) » [STREAM LIGHT](#) » STREAM LIGHT BEARTRAP Series Multi Function Rechargeable Work Light Instruction Manual 

## Contents

- 1 [STREAM LIGHT BEARTRAP Series Multi-Function Rechargeable Work Light](#)
- 2 [Product Specifications](#)
- 3 [Product Usage Instructions](#)
- 4 [FAQ](#)
- 5 [SAFETY PRECAUTIONS](#)
- 6 [CHARGING](#)
- 7 [GENERAL OPERATION](#)
- 8 [PRODUCT USE](#)
- 9 [Streamlight Limited Lifetime Warranty](#)
- 10 [SERVICE OPTIONS](#)
- 11 [Documents / Resources](#)
  - 11.1 [References](#)
- 12 [Related Posts](#)



**STREAM LIGHT BEARTRAP Series Multi-Function Rechargeable Work Light**



## Product Specifications

- **LED Safety:** RG-2 LED radiation, do not stare into the beam
- **Magnet Safety:** Strong magnetic field, keep distance from pacemakers
- **Battery:** Rechargeable, must be recycled or disposed of properly
- **Charging:** Fully charge the battery before first use
- **General Operation:** Power button for low, medium, and high modes; flood mode available

## Product Usage Instructions

### Charging:

Before first use, fully charge the battery. The batteries will charge while in constant use, but at a reduced rate.

### Operation:

1. To turn the work light on low spot mode, depress the power button located on the front face of the light near the top.
2. Each subsequent press of the button will enable medium and high modes. A fourth press will turn the work light off.
3. To access flood mode, turn on the work light and press and hold the button for two seconds. To return to spot mode, repeat the press-and-hold sequence.
4. The power button indicates the charge state with colored indicators progressing from green to yellow to red and flashing red when the battery needs charging.

### Mounting:

The work light can stand on flat surfaces and clamp to planar or round surfaces. The base includes three magnets for magnetic surfaces. Avoid vulnerable surfaces like painted metal due to strong magnets.

## FAQ

- **Can I use this work light for purposes other than as a light source?**

Streamlight work lights are intended for use as high-intensity, heavy-duty, and portable light sources. Using them for other purposes is discouraged by the manufacturer to ensure safety and performance.

- **How should I handle battery disposal?**

The rechargeable battery must be recycled or disposed of properly according to local laws. Check with your local solid waste officials for recycling options or proper disposal methods.

Thank you for selecting the BearTrap® or BearTrap® 360 work light. As with any professional tool, reasonable care and maintenance of this product will provide years of dependable service. Please read this manual before using the BearTrap®.

## **SAFETY PRECAUTIONS**

**SAVE THESE INSTRUCTIONS.** This guide contains important safety and operating instructions for your BearTrap®.

### **LED SAFETY**

**CAUTION:** LED RADIATION (RG-2). DO NOT STARE INTO BEAM. MAY BE HARMFUL TO THE EYES. PER IEC 62471 Ed 1.0:2006-07.

### **MAGNET SAFETY**

- **CAUTION** THIS PRODUCT HAS A STRONG MAGNETIC FIELD. STRONG MAGNETS CAN BE HARMFUL TO PEOPLE WITH MEDICAL IMPLANTS AND ALSO PRESENT A PINCH HAZARD. KEEP A DISTANCE OF AT LEAST 12 INCHES FROM PACEMAKERS.
- **WARNING** RISK OF INJURY. THE USE OF SUBSTANDARD OR AFTERMARKET COMPONENTS, MODIFICATIONS TO THE ORIGINAL PARTS, OR USE OF THIS WORK LIGHT WITH ANY INCOMPATIBLE PRODUCT MAY VOID THE WARRANTY AND COULD LEAD TO PRODUCT FAILURE OR PERSONAL INJURY.

### **PRODUCT SAFETY**

**CAUTION:** CLAMP PINCH HAZARD. USE CAUTION WHEN CLAMPING AND POSITIONING THE BEARTRAP®.

### **BATTERY SAFETY**

- **CAUTION** EXPLOSION RISK, BURN, AND FIRE HAZARD. DO NOT DISASSEMBLE, CRUSH, SHORT CIRCUIT, HEAT ABOVE 140°F (60°C), OR DISCARD IN FIRE. KEEP AWAY FROM CHILDREN. BATTERY MUST BE RECYCLED OR DISPOSED OF PROPERLY.
- **NOTICE** The rechargeable battery contained in this product is recyclable. At the end of its useful life, under various country and state laws, it may be illegal to dispose of this battery in the municipal solid waste stream. Check with your local solid waste officials for details in your area for recycling options or proper disposal (In USA: RBRC).

## **CHARGING**

- Fully charge the battery before first use.
- To charge the BearTrap®, first turn off the work light. Plug the AC charger into a power source, then fold back the rubber cover on the back of the work light, and plug the 90-degree barrel connector of the charger into the

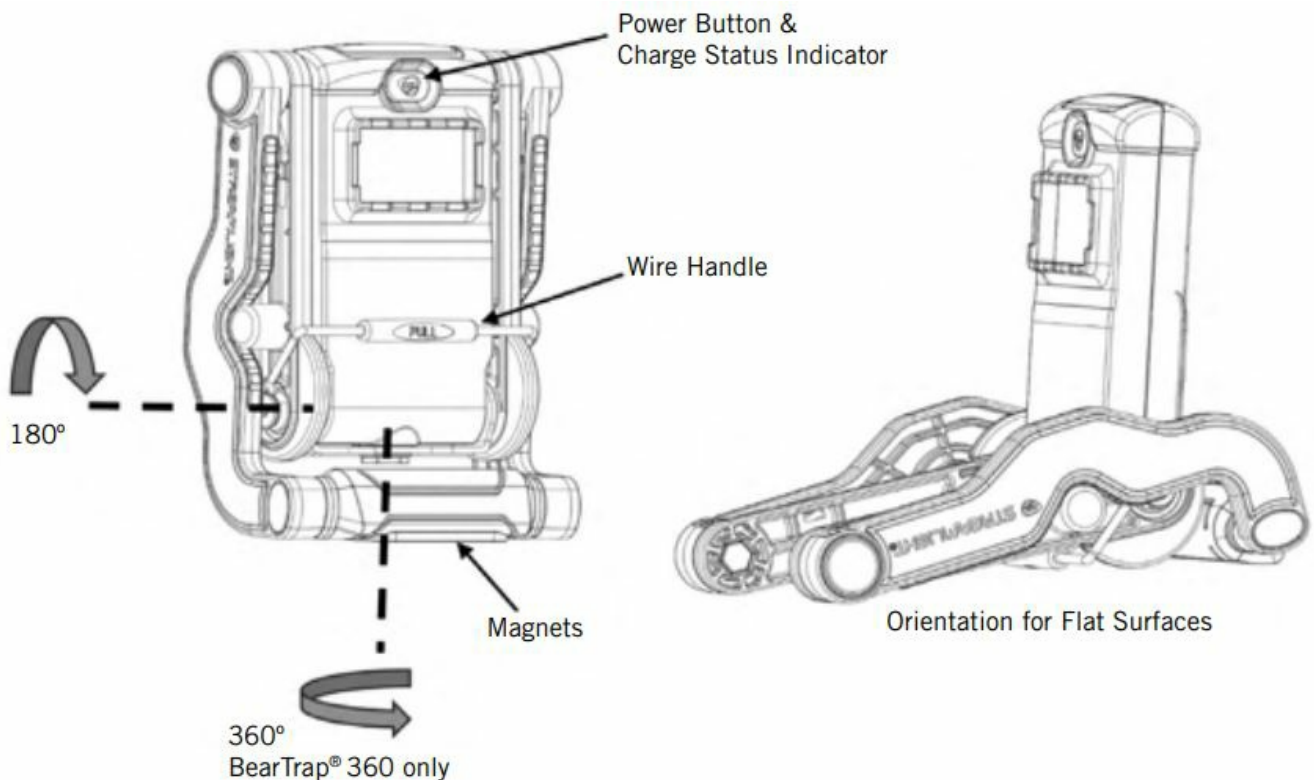
exposed port. The power button will illuminate red for charging and green for charging. The charge cord may be connected continuously when not in use. There is no danger of overcharging.

- Using the Streamlight charge cord, the BearTrap® recharges in 5.5 hours.
- The work light is designed to run continuously if AC power is available. Insert the cord under the cord retainers to secure the wire.

**NOTE:** The batteries will charge while in constant use, but at a reduced rate.

## GENERAL OPERATION

- The power button is located on the front face of the light near the top. Depress the power button to turn the light on low spot mode. Each subsequent press will enable medium and high modes. A fourth press of the button will turn the work light off. If there is a pause of two seconds or more between button pushes, the next press of the button will turn the light off.
- To access the flood mode, turn on the work light, then press and hold the button for two seconds. The work light will now function in the same manner as a spot with low, medium, and high modes. To return to spot mode, repeat the press-and-hold sequence.
- While the work light is on, the power button indicates the charge state. The indicator progresses from green to yellow to red and then flashes red when the battery needs to be charged.
- The work light will stand on a flat surface and will clamp to virtually any planar surface (door/table) or round surface (pole/pipe). The wire handle is useful to open the clamp. The base includes three magnets to hold the work light on magnetic surfaces.
- **Notice** The magnets are very strong. Avoid surfaces that are vulnerable to scratching such as painted metal.



- As illustrated above, the BearTrap® body can rotate and be oriented in a variety of ways. Additionally, the body can be rotated through the clamp mechanism for other mounting options. Simply pull the clamp open and rotate the body through the opening. The wire handle may need to be moved to allow a full range of motion of the body.

## PRODUCT USE

Streamlight work lights are intended for use as high-intensity, heavy-duty, and portable light sources. The use of Streamlight work lights for any purpose other than as light sources is specifically discouraged by the manufacturer. Streamlight specifically disclaims liability for other than recommended use.

**NOTICE** Be sure to use only genuine Streamlight replacement parts to ensure product safety. Substitution may invalidate the product approval. Do not try to repair the unit yourself. Send it to a qualified service facility or return it to the factory.

## Streamlight Limited Lifetime Warranty

- Streamlight warrants this product to be free of defects for a lifetime of use except for batteries and bulbs, abuse, and normal wear. We will repair, replace, or refund the purchase price of this product should we determine it to be defective. This limited lifetime warranty also excludes rechargeable batteries, chargers, switches, and electronics which have a 2-year warranty with proof of purchase. **THIS IS THE ONLY WARRANTY, EXPRESSED OR IMPLIED, INCLUDING ANY WARRANTY OF MERCHANTABILITY OR FITNESS FOR A PARTICULAR PURPOSE.**
- INCIDENTAL, CONSEQUENTIAL OR SPECIAL DAMAGES ARE EXPRESSLY DISCLAIMED EXCEPT WHERE SUCH LIMITATION IS PROHIBITED BY LAW. You may have other specific legal rights which vary by jurisdiction.
- Go to [www.streamlight.com/support](http://www.streamlight.com/support) for a complete copy of the warranty. To register your product, go to [www.streamlight.com](http://www.streamlight.com) (Online Product Registration). Retain your receipt or any proof of purchase.

## SERVICE OPTIONS

- The BearTrap® series work lights contain few user-serviceable parts.
- For service options, go to [www.streamlight.com/support/service](http://www.streamlight.com/support/service) and complete the Online Service Request for factory service or to find the location of an authorized Streamlight repair center near you.

### Or contact:

Customer Service

- STREAMLIGHT, INC.
- 30 Eagleville Road
- Suite 100
- Eagleville, PA U.S.A. 19403-3996
- Phone: [800-523-7488](tel:800-523-7488) Toll-Free / +1 [610-631-0600](tel:610-631-0600)
- Fax: [800-220-7007](tel:800-220-7007) / +1 [610-631-0712](tel:610-631-0712)

### EU Authorized Representative:





- Falcon Logistics B.V., Hoeksteen 26 F, 2132 MS Hoofddorp, Netherlands
- For compliance information, please visit [www.streamlight.com/compliance](http://www.streamlight.com/compliance)

## Documents / Resources



[STREAM LIGHT BEARTRAP Series Multi Function Rechargeable Work Light](#) [pdf] Instruction Manual  
BEARTRAP Series Multi Function Rechargeable Work Light, BEARTRAP Series, Multi Function Rechargeable Work Light, Function Rechargeable Work Light, Rechargeable Work Light, Work Light

References

-  [BrightGuy Flashlights, Headlamps, Work Lights, Police Flashlights](#)
-  [Streamlight Tactical & Safety Rated Flashlights & Headlamps](#)
-  [Support](#)
-  [Service Options](#)
- [User Manual](#)

[Manuals+](#), [Privacy Policy](#)

This website is an independent publication and is neither affiliated with nor endorsed by any of the trademark owners. The "Bluetooth®" word mark and logos are registered trademarks owned by Bluetooth SIG, Inc. The "Wi-Fi®" word mark and logos are registered trademarks owned by the Wi-Fi Alliance. Any use of these marks on this website does not imply any affiliation with or endorsement.