



STEGO Type LP165 Instruction Manual

[Home](#) » [STEGO](#) » STEGO Type LP165 Instruction Manual 

Contents

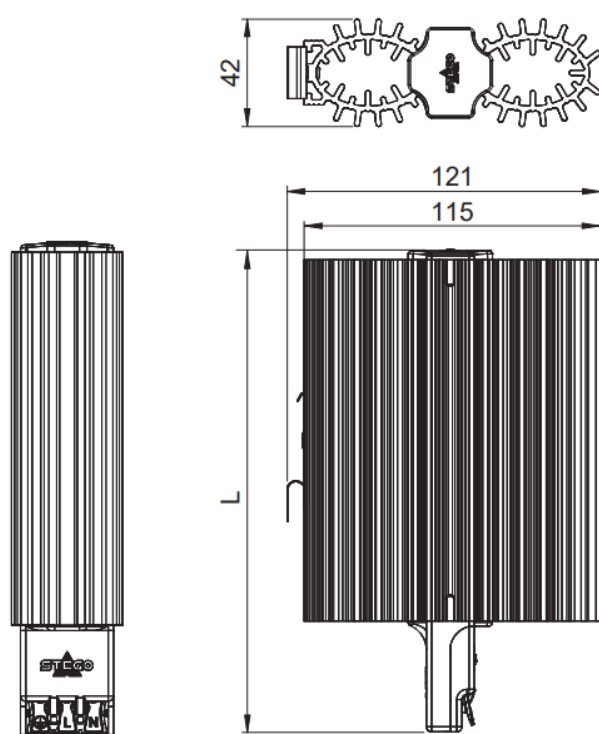
- [1 STEGO Type LP165](#)
- [2 DIMENSION](#)
- [3 PRODUCT SPECIFICATION](#)
- [4 USAGE](#)
- [5 Safety considerations](#)
- [6 Documents / Resources](#)
- [7 Related Posts](#)



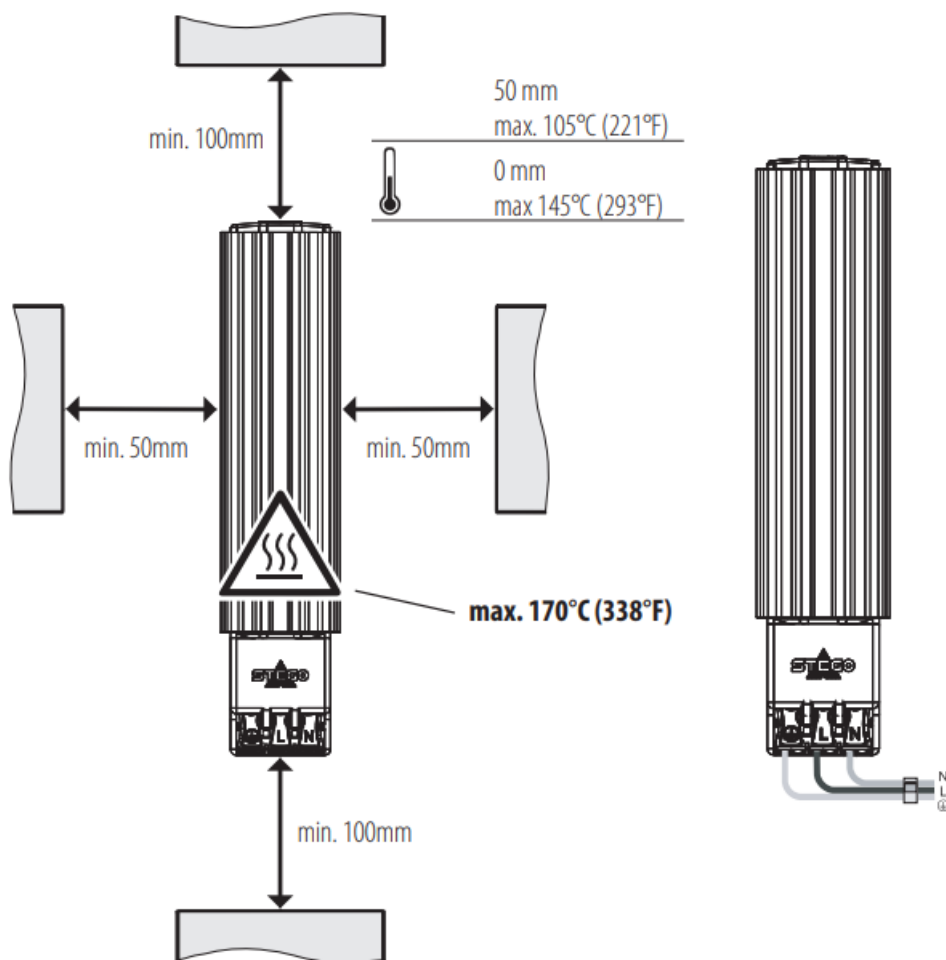
STEGO Type LP165



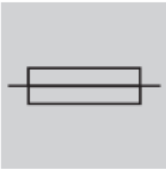

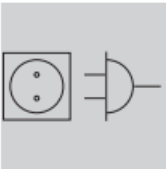
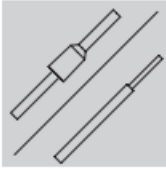



DIMENSION



L [mm]
107
167



PRODUCT SPECIFICATION

	60W - 6A 75W - 6A 100W - 8A 150W - 10A		max. 3000m
	AC/DC 120 - 240V, 50/60Hz		0,5 - 1,5 / 0,5 - 2,5mm ²
	max. 90%rH		-45 ... +70°C (-49 ... +158°F)
			300 - 500g

WARNING

- There is a risk of personal injury and equipment damage if the connection values are not observed or polarity is incorrect!

- Hot surfaces following commissioning! Risk of injury

USAGE

Heating units are used to prevent the development of condensation and drops in temperature in control cabinets. The heaters must only be used in stationary, sealed housings for electrical devices. Heating units without an integrated thermostat should be connected in series to a suitable thermostat for temperature control. Heating units must not be used for the heating of rooms.

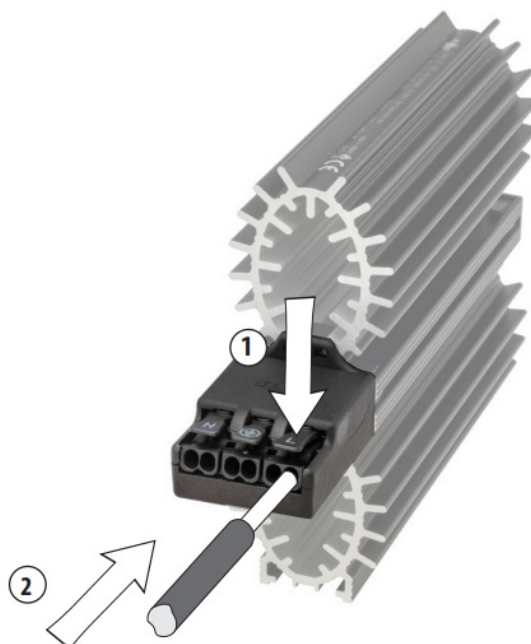
Safety considerations

- Installation must only be performed by qualified electrical technicians in observation of the respective national powersupply guidelines (IEC 60364).
- The safety measures according to VDE 0100 are to be ensured.
- The technical specifications on the type plate must be strictly observed!
- The user of the heater must ensure through installation that components which are mounted above the air outlet grating are not damaged by the hot outlet air.
- The device must be connected to mains via an all-pole disconnecting device (with contact gap of at least 3 mm in the switched-off state).
- The device must not be operated in environments with aggressive atmospheres.
- The device is to be installed vertically (air blow direction upwards).
- No changes or modifications must be made to the device.
- In the event of any damage to or malfunction of the heating unit, the device must not be repaired or put into operation (dispose of the heating unit).
- Dismantle the heater only after it has cooled down.


Attention! The heater must not be mounted on flammable materials (e.g. wood, plastic etc.).

Notice

The manufacturer accepts no liability in the case of failure to observe this brief instruction, improper use and changes or damage to the device.



Documents / Resources



[STEGO Type LP165](#) [pdf] Instruction Manual
Type LP165, LP165

[Manuals+.](#)