



## STEGO SD 035 Sockets User Guide

[Home](#) » [STEGO](#) » STEGO SD 035 Sockets User Guide 

### STEGO SD 035 Sockets User Guide



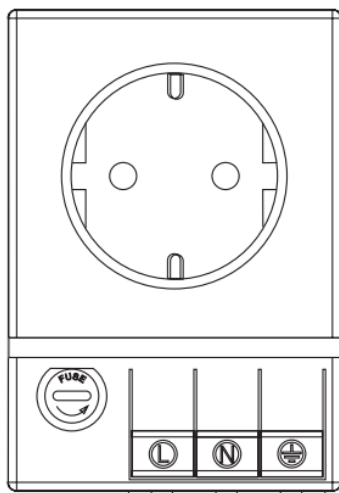
#### **Warning**

There is a risk of personal injury and equipment damage if the connection values are not observed or polarity is incorrect!

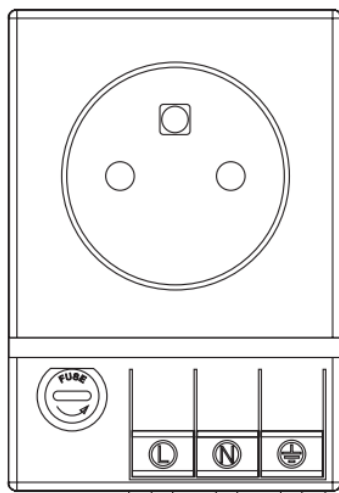
#### **Contents**

- [1 Models](#)
- [2 USAGE](#)
- [3 Dimension](#)
- [4 Specification](#)
- [5 Safety considerations](#)
- [6 Documents / Resources](#)
- [7 Related Posts](#)


## Models



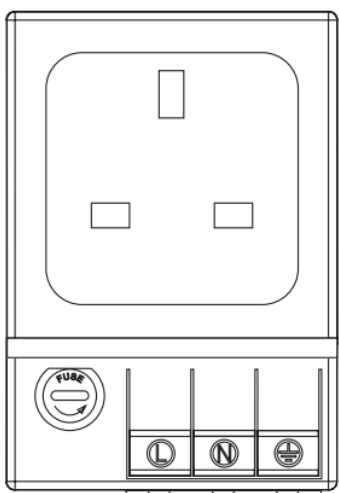
6,3A/16A



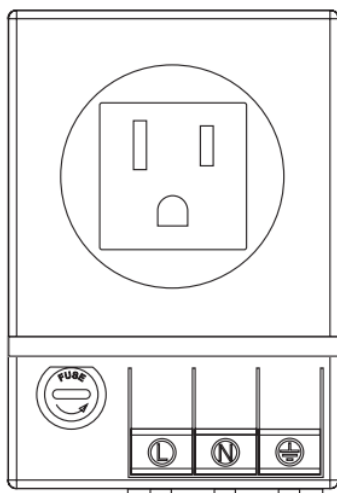
6,3A/16A




6,3A/10A



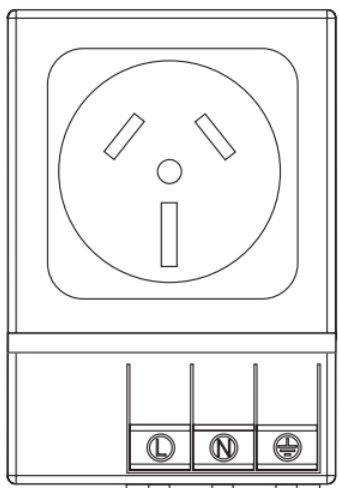
6,3A/13A



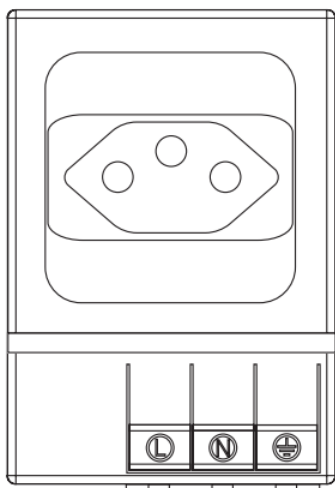
6,3A/15A



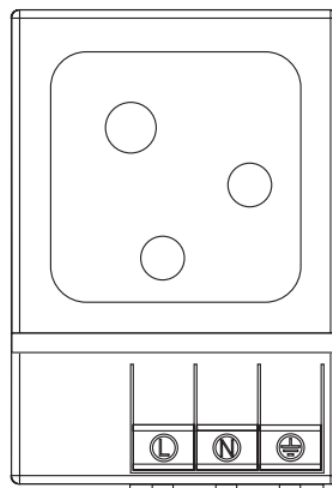
6,3A/16A



10A



10A

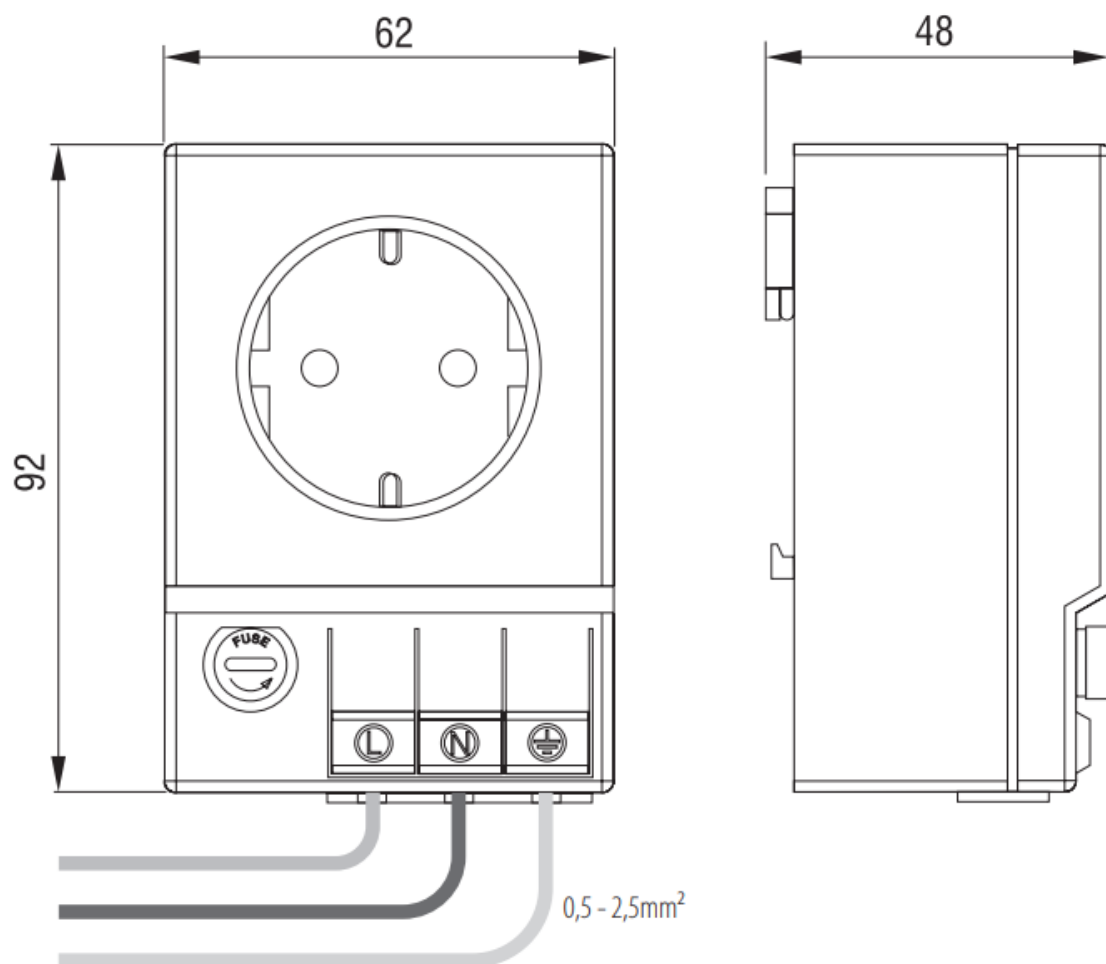


5A

## USAGE

Sockets must only be used in fixed, closed control cabinets.

## Dimension



## Specification



6,3A



AC 250V  
AC 125V



max. 90%rH



45 ... +70°C  
(-49 ... +158°F)



0.2kg

## Safety considerations


- Installation must only be performed by qualified electrical technicians in observation of the respective national power-supply guidelines (IEC 60364).
- The safety measures according to VDE 0100 are to be ensured.
- The technical specifications on the type plate must be strictly observed!
- No changes or modifications must be made to the device.

- In case of apparent damage or malfunction, the device may not be repaired or put into operation. (Dispose of device.)

### Notice

The manufacturer accepts no liability in the case of failure to observe this brief instruction, improper use and changes or damage to the device.

## Documents / Resources

	<a href="#">STEGO SD 035 Sockets</a> [pdf] User Guide SD 035, Sockets, SD 035 Sockets
---	--