




steelseries STRATUS+ Wireless Controller User Guide

[Home](#) » [SteelSeries](#) » steelseries STRATUS+ Wireless Controller User Guide



STRATUS+ Wireless Controller User Guide



Contents [[hide](#)

1 PRE-INSTALL

2 PRODUCT OVERVIEW

3 SETUP

4 POWER

5 REGULATORY

6 Documents / Resources

6.1 References

7 Related Posts

PRE-INSTALL

PACKAGE CONTENTS

- Stratus+ Controller
- USB-A to USB-C Charge and Play Cable
- Travel-Slim Mobile Phone Holder
- Product Information Guide

SYSTEM COMPATIBILITY

- Android 4+ (Wireless)
- Windows PC (Wired)

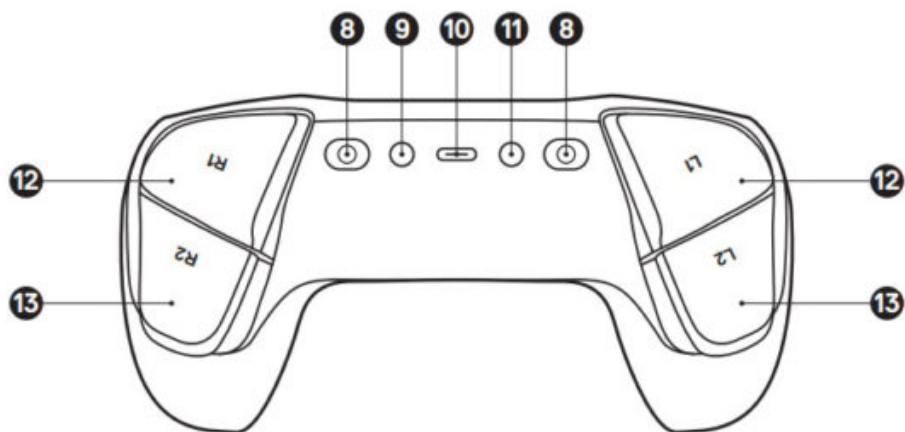
PRODUCT OVERVIEW

CONTROLLER TOP



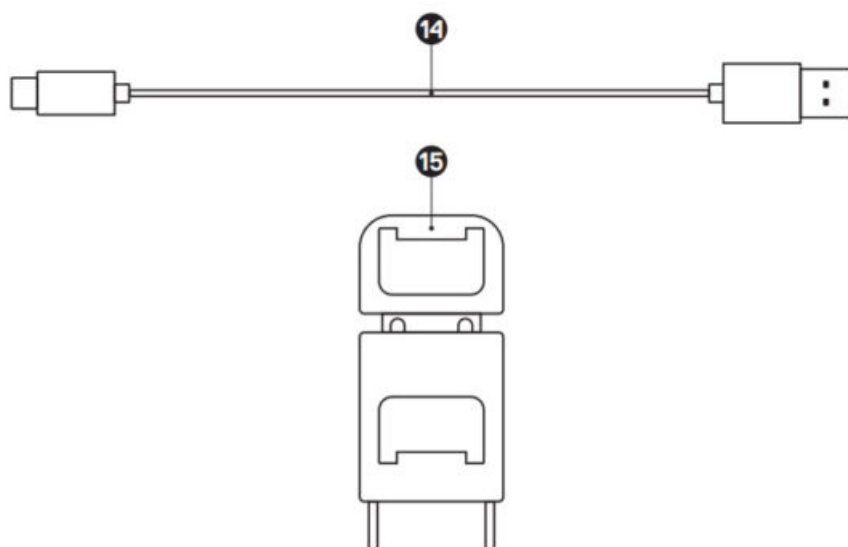
1 8-way Directional Pad	5 A, B, X, Y Buttons
2 Back/Select Button	6 Home Button
3 Player Indicator LEDs	7 Analog Joysticks
4 Forward/Start Button	

CONTROLLER BACK



8 Phone Holder Receptacles	11 Battery Level Button
9 Wireless Pairing Button	12 R1, L1 Shoulder Buttons
10 USB-C Charge Port	13 R2, L2 Analog Triggers

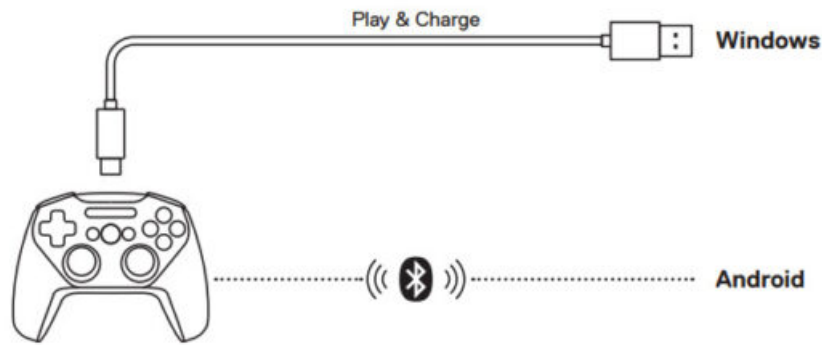
ACCESSORIES



14 USB-A to USB-C Play and Charge Cable	15 Travel-Slim Mobile Phone Holder
---	------------------------------------

SETUP

CONNECTION MODES



INITIALIZATION

1. Turn on your Stratus+ by pressing and holding the Home Button (6).
2. All four Player Indicator LEDs (3) will flash to indicate your SteelSeries Stratus+ is in pairing mode.
3. To pair your Stratus+ to your Android device, go to Settings → Bluetooth. "Stratus+" will be displayed on the screen. Tap to Connect.

SWITCHING BETWEEN WIRELESS AND WIRED MODE

The Stratus+ has an auto-detect feature to go into a wired or wireless mode when first searching for a connection. But if you are already connected wired or wirelessly and want to switch to the other mode, follow these steps:

If the Stratus+ is wirelessly connected and you want to switch to wired mode:

1. Use the USB-A to USB-C Play and Charge Cable (14) to connect the controller to the device you want to connect to in wired mode.
2. Simultaneously press and hold down the Back/Select Button (2) and the Forward/Start Button (4) for 2 seconds.
3. The LED pattern change will indicate that the controller switched from wireless to wired mode.

If the Stratus+ is connected via wired USB-C to another device and you want to switch to wireless mode:

- While the controller is on and connected to another device, simultaneously press and hold down the Back/Select Button (2) and the Forward/Start Button (4) for 2 seconds.
- The LED pattern change will indicate that the controller switched from wired mode to wireless search mode.

PAIRING TO A NEW DEVICE

1. Press the Wireless Pairing Button (9) for 3 seconds.
2. All four Player Indicator LEDs (3) will flash to indicate that your Stratus+ is in pairing mode.
3. Open the Bluetooth menu on your mobile device and make sure it is scanning for available devices. Find "SteelSeries Stratus+" and press to connect.

RECONNECTING TO AN EXISTING DEVICE

1. Turn on your Stratus+ by pressing and holding the Home Button (6) .

2. During the connecting sequence, the Player Indicator LEDs (3) will cycle from 1 to 4 . The Stratus+ will automatically reconnect to the most recent device when powered on.
3. If the Stratus+ doesn't automatically connect to the device, open up the Bluetooth menu on the desired device and find the "SteelSeries Stratus+" in available devices. Press to connect.

Note: If you want to connect to a previously paired device, simply select the Stratus+ from the Bluetooth menu on the Android device.

POWER

CHARGING

To charge your Stratus+ plug the USB-A to USB-C Play and Charge Cable (14) into the USB-C Charge Port (10) and connect it to a power source.

BATTERY INDICATION

To show the battery level, press the Battery Level Button (11) at any time to view your current Battery level on the four Player Indicator LEDs (3).

When the Stratus+ battery charge gets low (~20 minutes remaining), LED 1 will flash quickly for 10 seconds.



POWERING ON/OFF

To turn the controller on or off press and hold the Home Button (6).
The controller will turn itself off after 15 minutes of inactivity.

REGULATORY



Europe – EU Declaration of Conformity

Hereby, SteelSeries ApS . declares that the equipment which is compliance with directive RoHS 2 .0 (2015/863/EU), R .E .D (2014/53/EU), EMC Directive (2014/30/EU), and LVD (2014/35/EU) which are issued by the Commission of the European Community .

The full text of the EU declaration of conformity is available at the following internet address:

<https://steelseries.com/>

SteelSeries ApS . hereby confirms, to date, based on the feedback from our suppliers indicates that our products shipping to the EU territory comply with REACH (Registration, Evaluation, Authorization, and Restriction of Chemicals – (EC) 1907/2006) compliance program . We are fully committed to offering REACH compliance on

the products and posting accurate REACH compliance status for the all of products .

Frequency bands and Powers

- a . Frequency band(s) in which the radio equipment operates: 2 .400 – 2 .4835 GHz
- b . Maximum radio-frequency power transmitted in the frequency band(s) in which the radio equipment operates:
 - EIRP: GFSK: 6 .0 dBm
- c . Firmware Version: V2 .15



UK Declaration of Conformity

Hereby, SteelSeries ApS . declares that the following equipment which is compliance with Electromagnetic Compatibility Regulations 2016, Electrical Equipment (Safety) Regulations 2016 and The Restriction of the Use of Certain Hazardous Substances in Electrical and Electronic Equipment Regulations 2012 issued by the Department for Business, Energy& Industrial Strategy .

The full text of the UK declaration of conformity is available at the following internet address:
www.steelseries.com



WEEE

This product must not be disposed of with your other household waste or treat them in compliance with the local regulations or contact your local city office, your household waste disposal service or the shop where you purchased the product.

Turkey ROHS Compliance

Republic of Turkey: In conformity with the EEE Regulation



Safety Guideline for Lithium Battery

This battery must not be disposed of with your other household waste or treat them in compliance with the local regulations or contact your local city office, your household waste disposal service or the shop where you purchased the product .



Federal Communication Commission Interference Statement

This device complies with Part 15 of the FCC Rules . Operation is subject to the following two conditions:

1. This device may not cause harmful interference, and

2. this device must accept any interference received, including interference that may cause undesired operation .

This equipment has been tested and found to comply with the limits for a Class B digital device, pursuant to Part 15 of the FCC Rules . These limits are designed to provide reasonable protection against harmful interference in a residential installation . This equipment generates, uses and can radiate radio frequency energy and, if not installed and used in accordance with the instructions, may cause harmful interference to radio communications . However, there is no guarantee that interference will not occur in a particular installation . If this equipment does cause harmful interference to radio or television reception, which can be determined by turning the equipment off and on, the user is encouraged to try to correct the interference by one of the following measures:

- Reorient or relocate the receiving antenna .
- Increase the separation between the equipment and receiver .
- Connect the equipment into an outlet on a circuit different from that to which the receiver is connected .
- Consult the dealer or an experienced radio/TV technician for help .

FCC Caution

Any changes or modifications not expressly approved by the party responsible for compliance could void the user's authority to operate this equipment.

This transmitter must not be co-located or operating in conjunction with any other antenna or transmitter.

Note: The country code selection is for non-US model only and is not available to all US model.

Per FCC regulation, all WiFi product marketed in US must fixed to US operation channels only.

Gaming Controller FCC ID: ZHK-GC08

Region	Address	Telephone
USA	SteelSeries ApS ., 656 W Randolph St ., Suite 3E, Chicago, IL 60661, USA	+1 312 258 9467

Radiation Exposure Statement

The device has been evaluated to meet general RF exposure requirement, the device can be used in portable exposure condition without restriction .

Industry Canada Statement

This device complies with RSS standards of the Industry Canada Rules . Operation is subject to the following two conditions:

1. This device may not cause harmful interference, and
2. This device must accept any interference received, including interference that may cause undesired operation .

Radiation Exposure Statement:

This equipment complies with IC radiation exposure limits set forth for an uncontrolled environment .

Frequency bands and Powers

- a. Frequency band(s) in which the radio equipment operates: 2.400 – 2.4835 GHz
- b. Maximum radio-frequency power transmitted in the frequency band(s) in which the radio equipment operates:
 - Conducted Peak Power/GFSK: 1.8 dBm
- c. Firmware Version: V2.15

Radiation Exposure Statement:

The device has been evaluated to meet general RF exposure requirement, The device can be used in portable exposure condition without restriction.

SteelSeries Products and Australian Consumer Law

Our goods come with guarantees that cannot be excluded under Australian consumer law . You are entitled to a repair, replacement, or refund for a major failure and compensation for any other reasonably foreseeable loss or damage . You are also entitled to have the goods repaired or replaced if the goods fail to be of acceptable quality and the failure does not amount to a major failure . Should your product be defective, you can make a claim under Australian consumer law .

SteelSeries will provide its own remedies equivalent to those remedies in the consumer guarantee provisions of the Australian Consumer Law at any time within 24 months of the date of purchase . For the avoidance of doubt, SteelSeries acknowledges that the Australian Consumer Law may provide for remedies beyond 24 months for a number of its products .

Summary of Australian statutory consumer guarantees

Consumer guarantees in relation to goods

The goods will be of acceptable quality, The goods will be fit for a particular purpose, The goods will match their description, The goods will match the sample or demonstration model, You have title to the goods, You have undisturbed possession of the goods, There are no undisclosed securities on the goods .

Consumer guarantees in relation to services

We will provide the services with due care and skill, The services will be fit for a particular purpose, The services will be provided within a reasonable time .

For SteelSeries-branded goods, in addition to the above, we also guarantee that we will provide repairs or spare parts for a reasonable time . Under Australian consumer law, the remedy you are entitled to if a product fails to meet a consumer guarantee will depend on whether the failure to comply with the guarantee is major or minor .

Minor failures to comply with a consumer guarantee can normally be fixed or resolved in a reasonable amount of time . In this case, the seller can choose to offer you a refund, replacement, repair or, in the case of services, resupply . If the seller does not fix the problem or takes too long, you may be able to get it fixed by someone else and recover the costs from the seller depending on the circumstances .

Remedies for major failure with goods

Return the product and ask for a refund, Return the product and ask for an identical replacement, or one of similar value if reasonably available, Keep the product and ask for compensation for the drop in value caused by the problem .

Remedies for major failure with services

Cancel the contract and pay a reasonable amount for the work done, or seek a refund, For money already paid, keep the contract and negotiate a reduced price for the drop in value of the service — this may mean asking for some of your money back if you have already paid .

For goods, there is a major failure to comply with a consumer guarantee when:

- You would not have purchased the product if you had known about the problem .
- The product is significantly different from the description, sample or demonstration model you were shown .
- The product is substantially unfit for its normal purpose and cannot easily be made fit within a reasonable time .
- The product is substantially unfit for a purpose that you told the supplier about, and cannot easily be made fit within a reasonable time .
- The product is unsafe .

For services, there is a major failure to comply with a consumer guarantee when:

- You would not have engaged the service if you had known the nature and extent of the problem .
- The service does not meet the reasonable expectations for that type of service, and the problem cannot be rectified within a reasonable time .
- You told the supplier that you wanted the service for a specific purpose, which was not fulfilled, and the

problem could not be easily rectified within a reasonable time .

- You told the supplier that you wanted a specific result, yet the service and end result failed to meet your specifications and could not be easily rectified within a reasonable time.
- The supply of the service has created an unsafe situation .

For information on Australian consumer laws, please visit Australian consumer law website at www.consumerlaw.gov.au .

Importer Name and Address: Ingram Micro Pty LTD / Level1, 61 Dunning Avenue . Rosebery NSW 2018

Telephone technical support: +61-2-9381-6000

This product is compliant with requirements of Circular No . 30/2011/TT-BCT Regulations

“STIPULATING TEMPORARILY THE PERMISSIBLE CONTENT LIMITATION OF SOME TOXIC CHEMICALS IN THE ELECTRONIC, ELECTRICAL PRODUCTS”

Region	Address	Tel
Asia	4F .-4, No . 186, Jian 1st Rd ., Zhonghe Dist ., New Taipei City 235603, Taiwan (R .O .C .)	+886
Europe	Havneholmen 8, 1st Floor, 2450 Copenhagen SV, Denmark	+45
USA	SteelSeries ApS ., 656 W Randolph St ., Suite 3E, Chicago, IL 60661, USA	+1

More information and support from steelseries.com



Custom Union Compliance .

(Russia / Belarus / Kazakhstan / Armenia / Kyrgyzstan)



ACMA Compliance

(Australia/ New Zealand)



Direct Current

Complies with IMDA Standards

DA 106032

Singapore approval (IMDA)



Malaysia Approval (SIRIM)

Product Name: Gaming Controller

Model No: GC08


Rated: 5 V ——— 500 mA

Operating Temperature: 0 to + 40 °C

Made in China

learn more at steelseries.com

Documents / Resources

 <p>STRATUS+ PRODUCT INFORMATION GUIDE</p>	<p>steelseries STRATUS+ Wireless Controller [pdf] User Guide GC08, ZHK-GC08, ZHKGC08, STRATUS Wireless Controller, STRATUS, Wireless Controller</p>
---	---

References

- [Official Site - For Glory | SteelSeries](#)
- [Gaming Accessories | SteelSeries](#)