



steelseries APEX 3 TKL Gaming Keyboard User Guide

[Home](#) » [SteelSeries](#) » steelseries APEX 3 TKL Gaming Keyboard User Guide



APEX 3 TKL
PRODUCT
INFORMATION GUIDE

Contents [[hide](#)

1 STEELSERIES ENGINE

2 PRODUCT OVERVIEW

3 SETUP


4 FUNCTIONS

5 Documents / Resources

5.1 References

6 Related Posts

STEELSERIES ENGINE

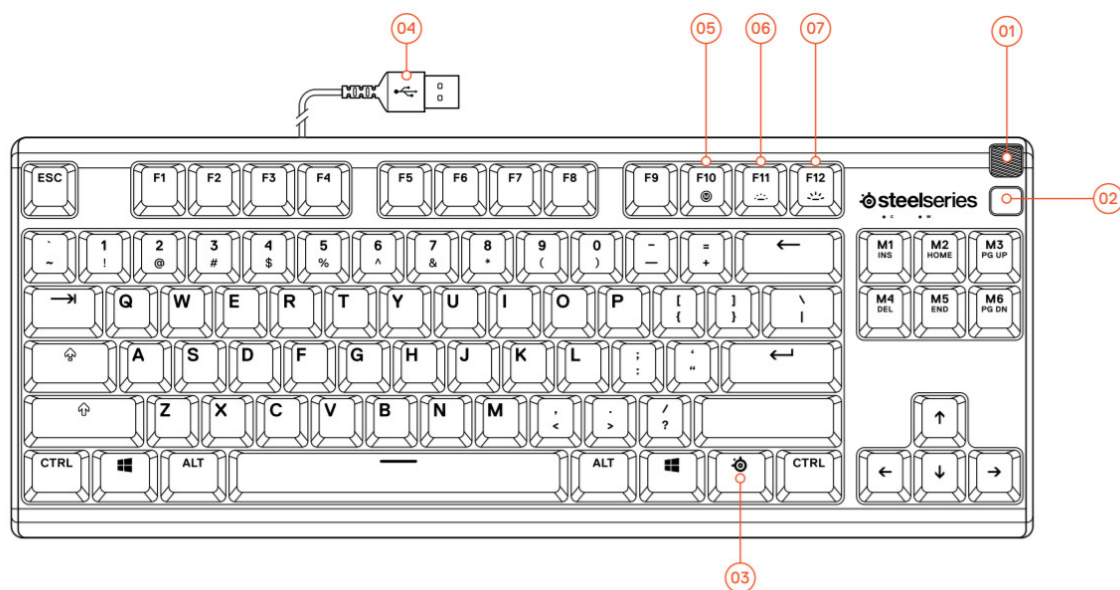


Customize your lighting, macros, and more with SteelSeries Engine
steelseries.com/engine



The engine is part of SteelSeries GG that comes with free apps and content we know you'll love. You can try out Moments, an app that allows you to easily clip, edit and share your gaming highlights with friends.

PRODUCT OVERVIEW



* Find accessories and replacement parts at steelseries.com/gaming-accessories

01 Multimedia Volume Roller
 02 Multimedia Button
 03 SteelSeries Function Key
 04 USB Keyboard Plug

05 On-the-fly Macro Recording Key
 06 Illumination Brightness Down Key
 07 Illumination Brightness Up Key

PACKAGE CONTENTS

Apex 3 TKL Keyboard

ENGINE REQUIREMENTS

Windows 8.1 +

macOS 10.12 +

120 MB of free hard drive space for installation

PLATFORM COMPATIBILITY

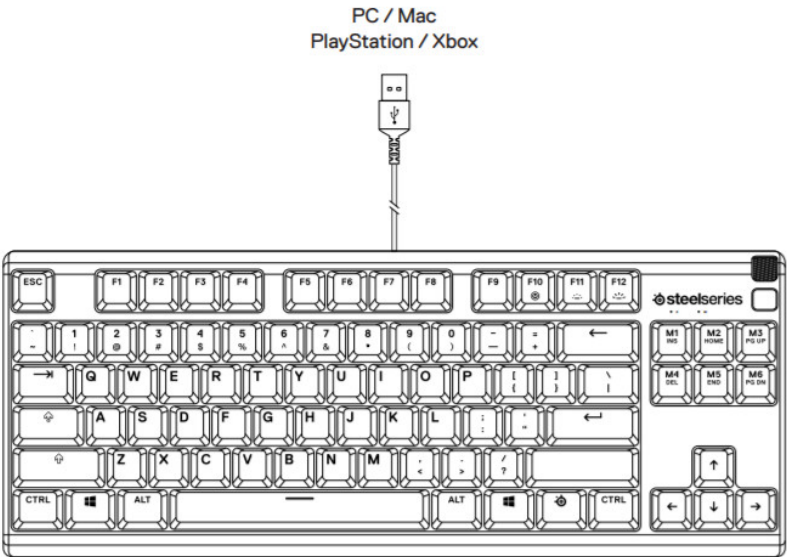
PC

- Mac
- Xbox One Series X
- Xbox One
- PlayStation 5
- PlayStation 4

SETUP



CONNECTION

Connect the USB Keyboard Plug 04 to your computer's USB 3.0 port

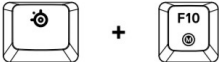


FUNCTIONS

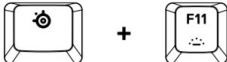
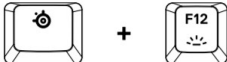
MULTIMEDIA CONTROLS

MULTIMEDIA VOLUME ROLLER 01 	
Volume Up	Scroll Wheel Up
Volume Down	Scroll Wheel Down
Mute / Unmute Toggle	Press Wheel
MULTIMEDIA BUTTON 02 	
Play / Pause	Single Press
Forward / Skip Track	Double Press
Back / Previous Track	Triple Press

ON-THE-FLY MACRO RECORDING

	<p>01 Press and hold the SteelSeries Function Key 03 + Macro Recording Key 05 for 3 seconds to start recording</p> <p>02 Type your desired key combinations</p> <p>03 Press the SteelSeries Function Key 03 + Macro Recording Key 05 to end Macro Recording</p> <p>To cancel the recording process, press the Multimedia Button 02</p>
---	---

ILLUMINATION BRIGHTNESS CONTROL

	<p>Press the SteelSeries Function Key 03 + Illumination Brightness Down Key 06 to reduce Illumination Brightness</p>
	<p>Press the SteelSeries Function Key 03 + Illumination Brightness Up Key 07 to increase Illumination Brightness</p>

REGULATORY



Europe – EU Declaration of Conformity

Hereby, SteelSeries ApS. declares that the equipment which is in compliance with directive RoHS 2.0

(2015/863/EU), R.E.D (2014/53/EU), EMC Directive (2014/30/EU), and LVD (2014/35/EU) which are issued by the Commission of the European Community.

The full text of the EU declaration of conformity is available at the following internet address: steelseries.com
SteelSeries ApS. hereby confirms, to date, based on the feedback from our suppliers indicates that the shipping of our products to the EU territory complies with REACH (Registration, Evaluation, Authorization, and Restriction of Chemicals – (EC) 1907/2006) compliance program. We are fully committed to offering REACH compliance on the products and posting accurate REACH compliance status for the all of products.



UK Declaration of Conformity

Hereby, SteelSeries ApS. declares that the following equipment which is in compliance with Electromagnetic Compatibility Regulations 2016, Electrical Equipment (Safety) Regulations 2016, and The Restriction of the Use of Certain Hazardous Substances in Electrical and Electronic Equipment Regulations 2012 issued by the Department for Business, Energy& Industrial Strategy.

The full text of the UK declaration of conformity is available at the following internet address: <https://steelseries.com/>



WEEK

This product must not be disposed of with your other household waste or treated in compliance with the local regulations or contact your local city office, your household waste disposal service, or the shop where you purchased the product.

TURKEY ROHS COMPLIANCE

Republic of Turkey: In conformity with the EEE Regulation

Türkiye Cumhuriyeti: EEE Yönetmeliğine Uygundur



Federal Communication Commission Interference Statement

This device complies with Part 15 of the FCC Rules. Operation is subject to the following two conditions:

(1)

This device may not cause harmful interference, and (2) this device must accept any interference received, including interference that may cause undesired operation.

This equipment has been tested and found to comply with the limits for a Class B digital device, pursuant to Part

15 of the FCC Rules. These limits are designed to provide reasonable protection against harmful interference in a residential installation. This equipment generates, uses, and can radiate radio frequency energy and, if not installed and used in accordance with the instructions, may cause harmful interference to radio communications. However, there is no guarantee that interference will not occur in a particular installation. If this equipment does cause harmful interference to radio or television reception, which can be determined by turning the equipment off and on, the user is encouraged to try to correct the interference by one of the following measures:

- Reorient or relocate the receiving antenna.
- Increase the separation between the equipment and receiver.
- Connect the equipment into an outlet on a circuit different from that to which the receiver is connected.
- Consult the dealer or an experienced radio/TV technician for help.

Regions	Contact Information
USA	SteelSeries ApS., 656 W Randolph St., Suite 3E, Chicago, IL 60661, USA

More information and support from <http://steelseries.com/>

Industry Canada Statement

This device complies with Industry Canada license-exempt RSS standard(s). Operation is subject to the following two conditions:

1. this device may not cause interference, and
2. this device must accept any interference, including interference that may cause undesired operation of the device.

For services, there is a major failure to comply with a consumer guarantee when:

- You would not have engaged the service if you had known the nature and extent of the problem.
- The service does not meet the reasonable expectations for that type of service, and the problem cannot be rectified within a reasonable time.
- You told the supplier that you wanted the service for a specific purpose, which was not fulfilled, and the problem could not be easily rectified within a reasonable time.
- You told the supplier that you wanted a specific result, yet the service and end result failed to meet your specifications and could not be easily rectified within a reasonable time.
- The supply of the service has created an unsafe situation.

For information on Australian consumer laws, please visit the Australian consumer law website at www.consumerlaw.gov.au.

Importer Name and Address: Ingram Micro Pty LTD / Level1, 61 Dunning Avenue. Rosebery NSW 2018


Telephone technical support: +61-2-9381-6000


Restriction on Hazardous Substances statement (India)


This product complies with the "India E-waste Rule 2011" and prohibits the use of lead, mercury, hexavalent chromium, polybrominated biphenyls, or polybrominated diphenyl ethers in concentrations exceeding 0.1 weight % and 0.01 weight % for cadmium, except for the exemptions set in Schedule 2 of the Rule.

The RoHS test method is based on the standards JIS C 0950 and CNS 15663.

Equipment name: Keyboard			Type designation: KB-00015			
Unit	Restricted substances and its chemical symbols					
	Lead (Pb)	Mercury (Hg)	Cadmium (Cd)	Hexavalent chromium (Cr+6)	Polybrominated biphenyls (PBB)	Polybrominated diphenyl ethers(PBDE)
Plastic	O	O	O	O	O	O
PCBA	—	O	O	O	O	O
Cables	—	O	O	O	O	O
Metal	—	O	O	O	O	O
<p>Note 1: “Exceeding 0.1 wt %” and “exceeding 0.01 wt %” indicates that the percentage content of the restricted substance exceeds the reference percentage value of the present condition.</p> <p>Note 2:indicates that the percentage content of the restricted substance does not exceed the percentage of the reference value of presence.</p> <p>Note 3: indicates that the restricted substance corresponds to the exemption</p>						

 Custom Union Compliance.
(Russia / Belarus / Kazakhstan / Armenia / Kyrgyzstan)

 Direct current

 ACMA Compliance (Australia/ New-Zealand)

Regions	Contact Information	
Asia	16F, No.150, Jian-Yi Rd., Chung-Ho Dist, New Taipei City, Taiwan, R.O.C.(235)	+886 2 8226 3858
USA	656 W Randolph St, Suite 3E, Chicago, IL 60661, USA	+1 312 258 9467
Europe	Havneholmen 8, 1st Floor, DK-2450 Copenhagen SV, Denmark	+45 702 500 75

More information and support at steelseries.com

Product Name: Keyboard

Model No: KB-00015



Rated: 5 V  400 mA

Operating Temperature: 0 to +40°C







Made in China



Documents / Resources

	steelseries APEX 3 TKL Gaming Keyboard [pdf] User Guide APEX 3 TKL, Gaming Keyboard
	steelseries APEX 3 TKL Gaming Keyboard [pdf] User Guide APEX 3 TKL Gaming Keyboard, APEX 3 TKL, Gaming Keyboard, Keyboard

References

-  [Home | Consumer Law](#)
-  [Official Site - For Glory | SteelSeries](#)
-  [Official Site - For Glory | SteelSeries](#)
-  [Engine | SteelSeries](#)
-  [Gaming Accessories | SteelSeries](#)
-  [Official Site - For Glory | SteelSeries](#)