



StarTech Com USB-A to RS232 DB9 Serial Adapter Cable with COM Retention User Guide

[Home](#) » [StarTech.com](#) » StarTech Com USB-A to RS232 DB9 Serial Adapter Cable with COM Retention User Guide 

Contents

- [1 StarTech Com USB-A to RS232 DB9 Serial Adapter Cable with COM Retention](#)
- [2 Product Diagram \(1P3FPC-USB-SERIAL\)](#)
- [3 Pinout Diagram](#)
- [4 Package Contents](#)
- [5 Requirements](#)
- [6 Installation](#)
- [7 Regulatory Compliance FCC – Part 15](#)
- [8 Warranty Information](#)
- [9 Limitation of Liability](#)
- [10 Documents / Resources](#)
 - [10.1 References](#)
- [11 Related Posts](#)

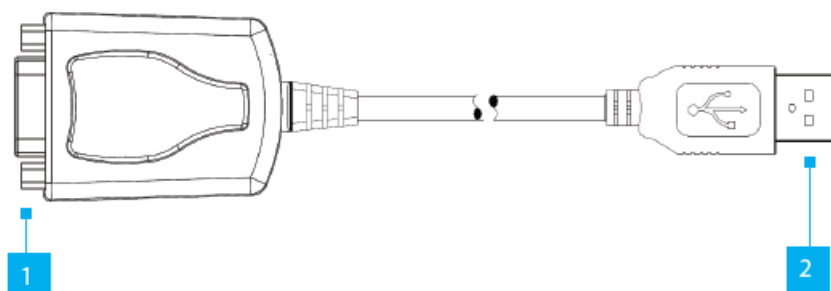


StarTech Com USB-A to RS232 DB9 Serial Adapter Cable with COM Retention



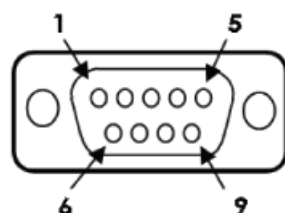
3 ft. (1 m) USB-A to RS232 DB9 Serial Adapter Cable with COM Retention – M/M

Product Diagram (1P3FPC-USB-SERIAL)



	Port/LED/ Connector	Function
1	Serial Port DB-9	• Connect Serial Peripheral Devices
2	USB Type A Port	• Connect the USB to Serial Adapter Cable to a Host Computer

Pinout Diagram



9 Pins	Signal
1	DCD
2	RXD
3	TXD
4	DTR
5	GND
6	DSR
7	RTS
8	CTS
9	RI

Package Contents

- USB to Serial Adapter Cable x1
- Quick-Start Guide x1

Requirements

For the latest requirements, please visit www.startech.com/1P3FPC-USB-SERIAL

- Computer with an available USB Type A port

Installation

Install the Driver

1. Navigate to www.startech.com/1P3FPC-USB-SERIAL
2. Click the Drivers/Downloads tab.
3. Under Driver(s), download the Driver Package for your operating system.

Windows

1. Right-click the downloaded file and extract the contents with Extract All.
2. Browse the Windows folder and run the Setup file.
3. Follow the on-screen instructions to complete the installation.
4. Connect the USB to Serial Adapter Cable to an available USB port.

macOS

1. Double-click the downloaded file.
2. Open the folder that matches your macOS Version and run the Setup file inside the folder.
3. Follow the on-screen instructions to complete the installation.
4. Connect the USB to Serial Adapter Cable to an available USB port.

Verify Driver Installation (Windows)

1. Navigate to the Device Manager.
2. Under Ports (COM & LPT), right-click Prolific USB-to-Serial Comm Port and click Properties.
To view manuals, FAQs, videos, drivers, downloads, technical drawings, and more, visit www.startech.com/support.
3. Confirm that the Driver is installed and working as expected.

macOS

1. Navigate to System Information.
2. Expand the Hardware section and click USB.
3. Confirm that Prolific USB-to-Serial Comm Port appears in the list.

Regulatory Compliance FCC – Part 15

This equipment has been tested and found to comply with the limits for a Class B digital device, pursuant to part 15 of the FCC Rules. These limits are designed to provide reasonable protection against harmful interference in a residential installation. This equipment generates, uses and can radiate radio frequency energy and, if not installed and used in accordance with the instructions, may cause harmful interference to radio communications. However, there is no guarantee that interference will not occur in a particular installation. If this equipment does cause harmful interference to radio or television reception, which can be determined by turning the equipment off and on, the user is encouraged to try to correct the interference by one or more of the following measures:

- Connect the equipment into an outlet on a circuit different from that to which the receiver is connected.
- Consult the dealer or an experienced radio/TV technician for help This device complies with part 15 of the FCC Rules. Operation is subject to the following two conditions:
 1. This device may not cause harmful interference, and (2) this device must accept any interference received, including interference that may cause undesired operation. Changes or modifications not expressly approved by StarTech.com could void the user's authority to operate the equipment.

Industry Canada Statement

This Class B digital apparatus complies with Canadian ICES-003. Cet appareil numérique de la classe [B] est conforme à la norme NMB-003 du Canada. CAN ICES-3 (B)/NMB-3(B) This device complies with Industry Canada licence-exempt RSS standard(s). Operation is subject to the following two conditions:

1. This device may not cause interference, and (2) This device must accept any interference, including interference that may cause undesired operation of the device.

Warranty Information

This product is backed by a two-year warranty. For further information on product warranty terms and conditions, please refer to www.startech.com/warranty.

Limitation of Liability

In no event shall the liability of StarTech.com Ltd. and StarTech.com USA LLP (or their officers, directors, employees or agents) for any damages (whether direct or indirect, special, punitive, incidental, consequential, or otherwise), loss of profits, loss of business, or any pecuniary loss, arising out of or related to the use of the product exceed the actual price paid for the product. Some states do not allow the exclusion or limitation of incidental or consequential damages. If such laws apply, the limitations or exclusions contained in this statement may not apply to you.

[StarTech.com](#) Ltd. 45 Artisans Crescent London, Ontario N5V 5E9 Canada

[StarTech.com](#) LLP 4490 South Hamilton Road Groveport, Ohio 43125 U.S.A.


[StarTech.com](#) Ltd. Unit B, Pinnacle 15 Gowerton Road Brackmills, Northampton NN4 7BW United Kingdom

[StarTech.com](#) Ltd. Siriusdreef 17-27 2132 WT Hoofddorp The Netherlands

- FR: startech.com/fr

- DE: startech.com/de
- ES: startech.com/es
- NL: startech.com/nl
- IT: startech.com/it
- JP: startech.com/jp

Documents / Resources

	<p>StarTech Com USB-A to RS232 DB9 Serial Adapter Cable with COM Retention [pdf] User Guide</p> <p>USB-A to RS232 DB9 Serial Adapter Cable with COM Retention, USB-A to RS232, DB9 Serial Adapter Cable with COM Retention, Adapter Cable, Adapter Cable with COM Retention</p>
---	---

References

- [StarTech.com | IT Pro's Trusted Source for Connectivity Accessories](#)
- [Unsere Produkte dienen IT- und A/V-Profis zum Verbinden, Konvertieren, Erweitern, Splitten und Switchen | Deutschland](#)
- [StarTech.com diseña y fabrica una variada gama de componentes para ordenadores, cables, conmutadores KVM, racks para... | España](#)
- [StarTech.com conçoit et fabrique une vaste sélection de pièces d'ordinateur, de câbles, de commutateur KVM, de racks... | France](#)
- [Pezzi per computer, cavi, switch KVM, server rack e soluzioni per reti | Italia](#)
- [IT & A / V](#)
- [StarTech.com ontwerpt en produceert een enorme selectie computeronderdelen, kabels, KVM-switches, serverracks en... | Nederland](#)
- [3ft USB to Serial Cable/RS232 Adapter - Serial Cards & Adapters | StarTech.com](#)
- [StarTech.com Support](#)
- [StarTech.com Warranty Policy](#)