

Starlyf®
AM_52277_BA
Fun Write and
Draw



Starlyf AM_52277_BA Fun Write and Draw Instruction Manual

[Home](#) » [Starlyf](#) » Starlyf AM_52277_BA Fun Write and Draw Instruction Manual 

Contents

- 1 [Starlyf AM_52277_BA Fun Write and Draw](#)
- 2 [Product Information](#)
- 3 [Product Usage Instructions](#)
- 4 [Product Cleaning and Maintenance](#)
- 5 [Product Quality Guarantee](#)
- 6 [THE SET INCLUDES](#)
- 7 [DESCRIPTION OF THE COMPONENTS OF THE FUN & DRAW TABLET by starlyf](#)
- 8 [How to insert and remove batteries](#)
- 9 [INSTRUCTIONS FOR USE](#)
- 10 [TECHNICAL SPECIFICATIONS](#)
- 11 [CLEANING AND MAINTENANCE](#)
- 12 [QUALITY WARRANTY](#)
- 13 [FAQ](#)
- 14 [Documents / Resources](#)
 - 14.1 [References](#)



Starlyf AM_52277_BA Fun Write and Draw



Product Information

Specifications:

- **Brand:** Starlyf
- **Product Name:** Fun & Draw Tablet
- **Components:** Writing stylus, Screen erase button, Writing surface, Lock/Unlock button, Battery compartment
- **Power Source:** 1 x coin or button cell battery (included)

Product Usage Instructions

Inserting and Removing Batteries

1. Use a head screwdriver to unscrew the screw protecting the battery compartment at the bottom rear of the product.
2. Remove the cover and insert the battery following the polarity symbols (+ and -).
3. Push the cover with the battery inwards to close the compartment.
4. Screw the cover back on with the screwdriver until it is completely closed.

Battery Safety

- Dispose of used batteries immediately and keep them out of reach of children.
- Do not mix different types of batteries or new with used batteries.
- Remove batteries if not using the product for an extended period.
- Avoid disposing of batteries in fire as they may explode.
- If a battery is believed to be swallowed, seek medical attention immediately.

Screen Functions

- **Erase screen:** Press the erase button to clear the screen contents.
- **Screen lock function:** Move the lock switch to LOCK position to prevent accidental erasing.

Product Cleaning and Maintenance

Keep the product clean by wiping the surface with a soft, dry cloth. Avoid using liquid cleaners or exposing it to direct sunlight.

Product Quality Guarantee

This product is covered by a quality guarantee. Contact customer service for any issues or inquiries.

Keep these instructions, they contain important information about the product and its correct use. Before use, please read all the instructions to use the product and its accessories correctly.

WARNINGS

- Check the product before each use to ensure that it is in good condition or not defective. If it is defective, do not use it.
WARNING: Not suitable for children under 36 months. Small parts. Risk of suffocation. Caution. This toy contains magnets or magnetic components.
- Do not leave children unattended while using the product.
- Contains a coin or button cell battery. Ingestion of a button cell battery can cause internal chemical burns within hours and result in death.
- Dispose of used batteries immediately.
- Remove the old battery and replace it with new batteries.
- Do not use leaking batteries.
- Non-rechargeable batteries are not to be recharged.
- Do not mix different types of batteries, or new batteries with used batteries.
- Batteries must be inserted with the correct polarity (+ and -).
- Used batteries must be removed from the toy.
- The power supply terminals must not be short-circuited.
- **WARNING:** Dispose of used batteries immediately. Keep new and used batteries out of the reach of children. If you believe batteries may have been swallowed or inserted into any part of the body, seek immediate medical attention.
- Remove the battery from the appliance when you do not expect to use it for a long time.
- **WARNING:** Do not dispose of batteries in a fire as they may explode.
- Do not allow children to play with the battery. Keep new and used batteries out of the reach of children.
- If you believe that a battery has been accidentally swallowed, seek medical attention immediately.
- This appliance is not intended for use by persons (including children) with reduced physical, sensory or mental capabilities, or lack of experience and knowledge, unless they have been given supervision or instruction concerning use of the appliance by a person responsible for their safety.
- Use the product with caution..
- Do not subject the Fun write & Draw Tablet by Starlyf® to excessive pressure or damage may occur.

- Do not leave the product in direct sunlight or a hot environment.
- Store the product in a cool place when not in use.
- Do not use Fun write & Draw Tablet by Starlyf® for uses other than those specified in these instructions.
- Do not use this product in wet conditions: Do not allow this product to get wet.
- Do not place objects filled with water, such as vases, on top of this product.
- Do not place products that emit heat or flame, such as candles, on this product.
- Do not use liquid or aerosol cleaners.
- This product is not water resistant. Water, liquids or foreign objects entering the unit may cause fire or electric shock.
- Always use the pen supplied with the product for writing. Do not use other types of pens or other sharp objects. Never use an ink pen, quill pen, etc. for writing and painting. For writing and painting.
- Avoid dropping the product on the floor, as this may damage the screen.
- If the product is damaged or liquid has leaked, place the product in a sealed bag and dispose of it according to the recommendations by local regulations.
- Wash hands if leaked liquid has come into contact with skin. If the situation is serious, seek medical advice and/or hospital treatment.
- Do not repair or disassemble the product by yourself, please always consult a professional.
- Do not disassemble the unit without authorization; if the unit malfunctions, please contact a specialist for repair.
- The product works best (colours are more visible) in dimly lit environments or environments that are not exposed to direct sunlight.
- Avoid use in the following environments: an environment with temperature changes; high temperature above 40°C; low temperature below 0°C; under direct sunlight; under ultraviolet light; in a dusty environment; in a humid environment; if the product is wet or soaked in any liquid.


THE SET INCLUDES



- 1x Fun & draw by starlyf® Lcd tablet (8,5 inches)
- 1 x writing pen
- 2 x magnetic sheets
- 1 x battery included
- 1 x mobile phone and tablet holder Holding Hands

- 1 x instruction manual

DESCRIPTION OF THE COMPONENTS OF THE FUN & DRAW TABLET by starlyf



- A- Writing stylus
- B- Screen erase button
- C- Writing surface
- D- Lock/Unlock button
- E- Battery compartment

How to insert and remove batteries

- Fun Write & Draw by Starlyf® comes with one CR2025 battery included and placed in the battery compartment.
- Remove the plastic that comes in the battery compartment for the product to work properly.
- When the battery runs out of power, you will need to replace it with a new one.

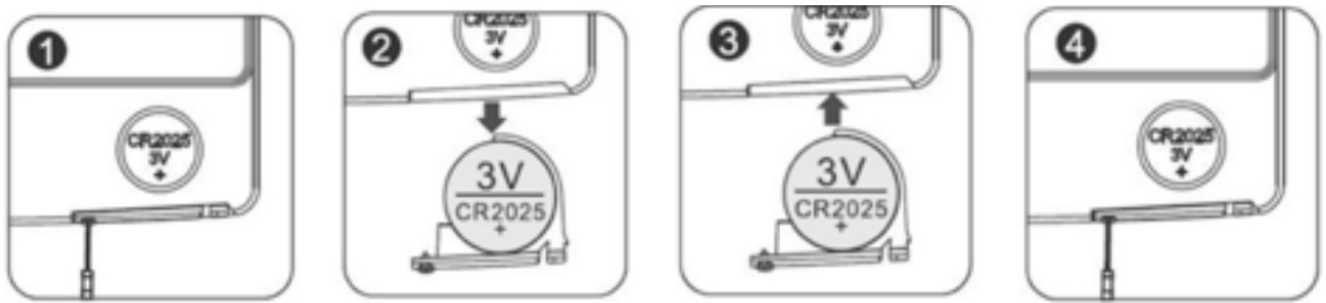


Caution: Batteries should only be installed by an adult.



1. Use a head screwdriver (not included) and unscrew the screw that protects the battery compartment at the bottom rear of the product; (see figure 1).
2. Remove the cover. Insert the battery respecting the polarity symbols (+) and (-); the positive electrode has to be

facing the lock button and the negative electrode has to be facing the delete button (see figure 2).

3. Push the cover with the battery inwards to close the compartment (see figure 3).
4. Screw the cover back on with the screwdriver until it is completely closed (see figure 4).



INSTRUCTIONS FOR USE

- Remove your Fun Write & Draw Tablet by Starlyf® from the packaging; use the included pen or writing pencil to draw, write and let your imagination run wild.
 -  Erase screen: press the erase button to erase the contents of the screen.
 - Screen lock function: To avoid accidentally erasing your list of notes or anything you have written or drawn on the screen of your Fun Write & draw Tablet, move the lock switch to the LOCK position.
 -  Once you have finished your notes or drawings, you can return to the UNLOCK position to clear the screen.
 - The screen is cleared in one click by pressing the clear button.
- NOTE:** If pressing the clear button on your Fun Write & draw Tablet does not clear the screen, the battery may be dead. Replace the battery and try again.
- Operating temperature 0~40 °C

TECHNICAL SPECIFICATIONS

- 8.5 inch screen
- Powered by 1 CR2025 3V battery (150 mAh)
- Power consumption less than 0.05 W

Included in the set are two magnetic sheets to stick on the back of the Tablet and stick it on the fridge if desired. Simply remove the sticker from the back of the magnets and stick them to the back of the Tablet.

Finally, in the set is also included a universal mobile phone or tablet holder; fits iPads and all types of tablets and mobiles; flexible and adjustable.

CLEANING AND MAINTENANCE

The Fun Write & Draw Tablet by starlyf® can be cleaned by gently wiping the surface with a microfibre cloth. Do not exert any pressure on the product's screen. Do not immerse the product in water; the product is not waterproof. Make sure it is away from direct sunlight and any heat source. Keep the product in a dry place when not in use.

Storage temperature -10~50 °C

QUALITY WARRANTY

- This product is covered by a warranty against manufacturing defects subject to the periods stipulated by the

legislation in force in each country.

- This warranty does not cover damage resulting from inadequate use, negligent commercial use, abnormal wear and tear, accidents or improper handling.

Australia & New Zealand only

- This product has the benefit of certain Consumer Guarantees. These are prescribed by the Australian Consumer Law & the New Zealand Consumer Guarantees Act 1993, both of which protect no express warranty for this product in Australia or New Zealand.
- The above paragraph refers to other countries.

Disposal of old electric appliances

- The European directive 2002/96/EC on Waste Electrical and Electronic Equipment (WEEE), requires that old household electrical appliances must not be disposed of in the normal unsorted municipal waste stream.
- Old appliances must be collected separately to optimize the recovery and recycling of the materials they contain, and reduce the impact on human health and the environment. The crossed out “wheeled bin” symbol on the product reminds you of your obligation, that when you dispose of the appliance, it must be separately collected.
- Consumers should contact their local authority or retailer for information concerning the correct disposal of their old appliance.

FAQ

- **Is this product safe for children under 36 months?**

No, this product contains small parts and magnets, posing a risk of suffocation. It is not suitable for children under 36 months.

- **What should I do if a battery is accidentally swallowed?**

Seek immediate medical attention if you suspect a battery has been swallowed or inserted into any part of the body.

Documents / Resources



[Starlyf AM_52277_BA Fun Write and Draw](#) [pdf] Instruction Manual
AM_52277_BA Fun Write and Draw, AM_52277_BA, Fun Write and Draw

References

- [User Manual](#)